
mpmath documentation

Release 1.3.0

Fredrik Johansson

mpmath contributors

August 21, 2024

CONTENTS

1	Introduction	3
1.1	Setting up mpmath	3
1.2	Basic usage	6
2	Basic features	11
2.1	Contexts	11
2.2	Utility functions	17
2.3	Plotting	39
3	Advanced mathematics	43
3.1	Mathematical functions	43
3.2	Numerical calculus	287
3.3	Matrices	346
3.4	Number identification	363
4	End matter	371
4.1	Precision and representation issues	371
4.2	References	375
	Bibliography	377
	Python Module Index	379
	Index	381

Mpmath is a Python library for arbitrary-precision floating-point arithmetic. For general information about mpmath, see the project website <http://mpmath.org/>

These documentation pages include general information as well as docstring listing with extensive use of examples that can be run in the interactive Python interpreter. For quick access to the docstrings of individual functions, use the [index listing](#), or type `help(mpmath.function_name)` in the Python interactive prompt.

INTRODUCTION

1.1 Setting up mpmath

1.1.1 Download and installation

Installer

The mpmath setup files can be downloaded from the [Python Package Index](#). Download the source package (available as both .zip and .tar.gz), extract it, open the extracted directory, and run

```
python setup.py install
```

Using pip

Releases are registered on PyPI, so you can install latest release of the Mpmath with pip

```
pip install mpmath
```

or some specific version with

```
pip install mpmath==0.19
```

Using setuptools

If you have [setuptools](#) installed, you can download and install mpmath in one step by running:

```
easy_install mpmath
```

or

```
python -m easy_install mpmath
```

If you have an old version of mpmath installed already, you may have to pass `easy_install` the `-U` flag to force an upgrade.

If installation fails, try deleting the following folders: `.eggs`, `mpmath.egg-info`, `dist`, `build`

Debian/Ubuntu

Debian and Ubuntu users can install mpmath with

```
sudo apt-get install python-mpmath
```

See [debian](#) and [ubuntu](#) package information; please verify that you are getting the latest version.

OpenSUSE

Mpmath is provided in the “Science” repository for all recent versions of [openSUSE](#). To add this repository to the YAST software management tool, see http://en.opensuse.org/SDB:Add_package_repositories

Look up <http://download.opensuse.org/repositories/science/> for a list of supported OpenSUSE versions and use http://download.opensuse.org/repositories/science/openSUSE_11.1/ (or accordingly for your OpenSUSE version) as the repository URL for YAST.

Current development version

The git repository is <https://github.com/fredrik-johansson/mpmath>

Checking that it works

After the setup has completed, you should be able to fire up the interactive Python interpreter and do the following:

```
>>> from mpmath import *
>>> mp.dps = 50
>>> print(mpf(2) ** mpf('0.5'))
1.4142135623730950488016887242096980785696718753769
>>> print(2*pi)
6.2831853071795864769252867665590057683943387987502
```

Note: if you have are upgrading mpmath from an earlier version, you may have to manually uninstall the old version or remove the old files.

1.1.2 Using gmpy (optional)

By default, mpmath uses Python integers internally. If [gmpy](#) version 1.03 or later is installed on your system, mpmath will automatically detect it and transparently use gmpy integers instead. This makes mpmath much faster, especially at high precision (approximately above 100 digits).

To verify that mpmath uses gmpy, check the internal variable `BACKEND` is not equal to ‘python’:

```
>>> import mpmath.libmp
>>> mpmath.libmp.BACKEND
'gmpy'
```

The gmpy mode can be disabled by setting the `MPMATH_NOGMPY` environment variable. Note that the mode cannot be switched during runtime; mpmath must be re-imported for this change to take effect.

1.1.3 Running tests

It is recommended that you run mpmath's full set of unit tests to make sure everything works. The `py.test` is a required dependence for testing. The tests are located in the `tests` subdirectory of the main mpmath directory. They can be run using:

```
py.test --pyargs mpmath
```

Doctests can be run with:

```
py.test --doctest-modules mpmath
```

If any test fails, please send a detailed bug report to the [mpmath issue tracker](#).

To run the tests with support for gmpy disabled, set `MPMATH_NOGMPY` environment variable.

To enable extra diagnostics, use, set `MPMATH_STRICT` environment variable.

1.1.4 Compiling the documentation

Building the documentation requires [Sphinx](#).

Use:

```
python setup.py build_sphinx -c docs -b html,latex
```

To create a PDF:

```
make -C build/sphinx/latex all-pdf
```

Some additional demo scripts are available in the `demo` directory included in the source package.

1.1.5 Mpmath under Sage

Mpmath is a standard package in [Sage](#), in version 4.1 or later of Sage. Mpmath is preinstalled a regular Python module, and can be imported as usual within Sage:

```
-----
| Sage Version 4.1, Release Date: 2009-07-09 |
| Type notebook() for the GUI, and license() for information. |
|-----|
sage: import mpmath
sage: mpmath.mp.dps = 50
sage: print mpmath.mpf(2) ** 0.5
1.4142135623730950488016887242096980785696718753769
```

The mpmath installation under Sage automatically use Sage integers for asymptotically fast arithmetic, so there is no need to install GMPY:

```
sage: mpmath.libmp.BACKEND
'sage'
```

In Sage, mpmath can alternatively be imported via the interface library `sage.libs.mpmath.all`. For example:

```
sage: import sage.libs.mpmath.all as mpmath
```

This module provides a few extra conversion functions, including `call()` which permits calling any mpmath function with Sage numbers as input, and getting Sage `RealNumber` or `ComplexNumber` instances with the appropriate precision back:

```
sage: w = mpmath.call(mpmath.erf, 2+3*I, prec=100)
sage: w
-20.829461427614568389103088452 + 8.6873182714701631444280787545*I
sage: type(w)
<type 'sage.rings.complex_number.ComplexNumber'>
sage: w.prec()
100
```

See the help for `sage.libs.mpmath.all` for further information.

1.2 Basic usage

In interactive code examples that follow, it will be assumed that all items in the `mpmath` namespace have been imported:

```
>>> from mpmath import *
```

Importing everything can be convenient, especially when using mpmath interactively, but be careful when mixing mpmath with other libraries! To avoid inadvertently overriding other functions or objects, explicitly import only the needed objects, or use the `mpmath.` or `mp.` namespaces:

```
from mpmath import sin, cos
sin(1), cos(1)

import mpmath
mpmath.sin(1), mpmath.cos(1)

from mpmath import mp      # mp context object -- to be explained
mp.sin(1), mp.cos(1)
```

1.2.1 Number types

Mpmath provides the following numerical types:

Class	Description
<code>mpf</code>	Real float
<code>mpc</code>	Complex float
<code>matrix</code>	Matrix

The following section will provide a very short introduction to the types `mpf` and `mpc`. Intervals and matrices are described further in the documentation chapters on interval arithmetic and matrices / linear algebra.

The `mpf` type is analogous to Python's built-in `float`. It holds a real number or one of the special values `inf` (positive infinity), `-inf` (negative infinity) and `nan` (not-a-number, indicating an indeterminate result). You can create `mpf` instances from strings, integers, floats, and other `mpf` instances:

```
>>> mpf(4)
mpf('4.0')
>>> mpf(2.5)
mpf('2.5')
>>> mpf("1.25e6")
mpf('1250000.0')
>>> mpf(mpf(2))
mpf('2.0')
>>> mpf("inf")
mpf('+inf')
```

The `mpc` type represents a complex number in rectangular form as a pair of `mpf` instances. It can be constructed from a Python `complex`, a real number, or a pair of real numbers:

```
>>> mpc(2,3)
mpc(real='2.0', imag='3.0')
>>> mpc(complex(2,3)).imag
mpf('3.0')
```

You can mix `mpf` and `mpc` instances with each other and with Python numbers:

```
>>> mpf(3) + 2*mpf('2.5') + 1.0
mpf('9.0')
>>> mp.dps = 15          # Set precision (see below)
>>> mpc(1j)**0.5
mpc(real='0.70710678118654757', imag='0.70710678118654757')
```

1.2.2 Setting the precision

Mpmath uses a global working precision; it does not keep track of the precision or accuracy of individual numbers. Performing an arithmetic operation or calling `mpf()` rounds the result to the current working precision. The working precision is controlled by a context object called `mp`, which has the following default state:

```
>>> print(mp)
Mpmath settings:
  mp.prec = 53          [default: 53]
  mp.dps = 15           [default: 15]
  mp.trap_complex = False [default: False]
```

The term **prec** denotes the binary precision (measured in bits) while **dps** (short for *decimal places*) is the decimal precision. Binary and decimal precision are related roughly according to the formula `prec = 3.33*dps`. For example, it takes a precision of roughly 333 bits to hold an approximation of pi that is accurate to 100 decimal places (actually slightly more than 333 bits is used).

Changing either precision property of the `mp` object automatically updates the other; usually you just want to change the `dps` value:

```
>>> mp.dps = 100
>>> mp.dps
100
>>> mp.prec
336
```

When the precision has been set, all `mpf` operations are carried out at that precision:

[illegible]

The precision of complex arithmetic is also controlled by the `mp` object:

```
>>> mp.dps = 10
>>> mpc(1,2) / 3
mpc(real='0.333333333321', imag='0.666666666664')
```

There is no restriction on the magnitude of numbers. An `mpf` can for example hold an approximation of a large Mersenne prime:

```
>>> mp.dps = 15
>>> print(mpf(2)**32582657 - 1)
1.24575026015369e+9808357
```

Or why not 1 googolplex:

[illegible]

The (binary) exponent is stored exactly and is independent of the precision.

Temporarily changing the precision

It is often useful to change the precision during only part of a calculation. A way to temporarily increase the precision and then restore it is as follows:

```
>>> mp.prec += 2
>>> # do_something()
>>> mp.prec -= 2
```

Since Python 2.5, the `with` statement along with the `mpmath` functions `workprec`, `workdps`, `extraprec` and `extradps` can be used to temporarily change precision in a more safe manner:

```
>>> from __future__ import with_statement # only need this in Python 2.5
>>> with workdps(20):
...     print(mpf(1)/7)
...     with extradps(10):
...         print(mpf(1)/7)
...
0.14285714285714285714
0.142857142857142857142857142857
>>> mp.dps
15
```

The `with` statement ensures that the precision gets reset when exiting the block, even in the case that an exception is raised. (The effect of the `with` statement can be emulated in Python 2.4 by using a `try/finally` block.)

1.2.4 Printing

By default, the `repr()` of a number includes its type signature. This way `eval` can be used to recreate a number from its string representation:

```
>>> eval(repr(mpf(2.5)))
mpf('2.5')
```

Prettier output can be obtained by using `str()` or `print`, which hide the `mpf` and `mpc` signatures and also suppress rounding artifacts in the last few digits:

```
>>> mpf("3.14159")
mpf('3.1415899999999999')
>>> print(mpf("3.14159"))
3.14159
>>> print(mpc(1j)**0.5)
(0.707106781186548 + 0.707106781186548j)
```

Setting the `mp.pretty` option will use the `str()`-style output for `repr()` as well:

```
>>> mp.pretty = True
>>> mpf(0.6)
0.6
>>> mp.pretty = False
>>> mpf(0.6)
mpf('0.59999999999999998')
```

The number of digits with which numbers are printed by default is determined by the working precision. To specify the number of digits to show without changing the working precision, use `mpmath.nstr()` and `mpmath.nprint()`:

```
>>> a = mpf(1) / 6
>>> a
mpf('0.16666666666666666')
>>> nstr(a, 8)
'0.16666667'
>>> nprint(a, 8)
0.16666667
>>> nstr(a, 50)
'0.16666666666666665741480812812369549646973609924316'
```

BASIC FEATURES

2.1 Contexts

High-level code in `mpmath` is implemented as methods on a “context object”. The context implements arithmetic, type conversions and other fundamental operations. The context also holds settings such as precision, and stores cache data. A few different contexts (with a mostly compatible interface) are provided so that the high-level algorithms can be used with different implementations of the underlying arithmetic, allowing different features and speed-accuracy tradeoffs. Currently, `mpmath` provides the following contexts:

- Arbitrary-precision arithmetic (`mp`)
- A faster Cython-based version of `mp` (used by default in Sage, and currently only available there)
- Arbitrary-precision interval arithmetic (`iv`)
- Double-precision arithmetic using Python’s builtin `float` and `complex` types (`fp`)

Most global functions in the global `mpmath` namespace are actually methods of the `mp` context. This fact is usually transparent to the user, but sometimes shows up in the form of an initial parameter called “`ctx`” visible in the help for the function:

```
>>> import mpmath
>>> help(mpmath.fsum)
Help on method fsum in module mpmath.ctx_mp_python:

fsum(ctx, terms, absolute=False, squared=False) method of mpmath.ctx_mp.MPContext_
↳ instance
    Calculates a sum containing a finite number of terms (for infinite
    series, see :func:`~mpmath.nsum`). The terms will be converted to
    ...
```

The following operations are equivalent:

```
>>> mpmath.mp.dps = 15; mpmath.mp.pretty = False
>>> mpmath.fsum([1,2,3])
mpf('6.0')
>>> mpmath.mp.fsum([1,2,3])
mpf('6.0')
```

The corresponding operation using the `fp` context:

```
>>> mpmath.fp.fsum([1,2,3])
6.0
```

2.1.1 Common interface

`ctx.mpf` creates a real number:

```
>>> from mpmath import mp, fp
>>> mp.mpf(3)
mpf('3.0')
>>> fp.mpf(3)
3.0
```

`ctx.mpc` creates a complex number:

```
>>> mp.mpc(2,3)
mpc(real='2.0', imag='3.0')
>>> fp.mpc(2,3)
(2+3j)
```

`ctx.matrix` creates a matrix:

```
>>> mp.matrix([[1,0],[0,1]])
matrix(
  [['1.0', '0.0'],
   ['0.0', '1.0']])
>>> _[0,0]
mpf('1.0')
>>> fp.matrix([[1,0],[0,1]])
matrix(
  [['1.0', '0.0'],
   ['0.0', '1.0']])
>>> _[0,0]
1.0
```

`ctx.prec` holds the current precision (in bits):

```
>>> mp.prec
53
>>> fp.prec
53
```

`ctx.dps` holds the current precision (in digits):

```
>>> mp.dps
15
>>> fp.dps
15
```

`ctx.pretty` controls whether objects should be pretty-printed automatically by `repr()`. Pretty-printing for `mp` numbers is disabled by default so that they can clearly be distinguished from Python numbers and so that `eval(repr(x)) == x` works:

```
>>> mp.mpf(3)
mpf('3.0')
>>> mpf = mp.mpf
>>> eval(repr(mpf(3)))
```

(continues on next page)

(continued from previous page)

```

mpf('3.0')
>>> mp.pretty = True
>>> mp.mpf(3)
3.0
>>> fp.matrix([[1,0],[0,1]])
matrix(
[['1.0', '0.0'],
 ['0.0', '1.0']])
>>> fp.pretty = True
>>> fp.matrix([[1,0],[0,1]])
[1.0  0.0]
[0.0  1.0]
>>> fp.pretty = False
>>> mp.pretty = False

```

2.1.2 Arbitrary-precision floating-point (mp)

The `mp` context is what most users probably want to use most of the time, as it supports the most functions, is most well-tested, and is implemented with a high level of optimization. Nearly all examples in this documentation use `mp` functions.

See [Basic usage](#) for a description of basic usage.

2.1.3 Arbitrary-precision interval arithmetic (iv)

The `iv.mpf` type represents a closed interval $[a, b]$; that is, the set $\{x : a \leq x \leq b\}$, where a and b are arbitrary-precision floating-point values, possibly $\pm\infty$. The `iv.mpc` type represents a rectangular complex interval $[a, b] + [c, d]i$; that is, the set $\{z = x + iy : a \leq x \leq b \wedge c \leq y \leq d\}$.

Interval arithmetic provides rigorous error tracking. If f is a mathematical function and \hat{f} is its interval arithmetic version, then the basic guarantee of interval arithmetic is that $f(v) \subseteq \hat{f}(v)$ for any input interval v . Put differently, if an interval represents the known uncertainty for a fixed number, any sequence of interval operations will produce an interval that contains what would be the result of applying the same sequence of operations to the exact number. The principal drawbacks of interval arithmetic are speed (`iv` arithmetic is typically at least two times slower than `mp` arithmetic) and that it sometimes provides far too pessimistic bounds.

Note: The support for interval arithmetic in mpmath is still experimental, and many functions do not yet properly support intervals. Please use this feature with caution.

Intervals can be created from single numbers (treated as zero-width intervals) or pairs of endpoint numbers. Strings are treated as exact decimal numbers. Note that a Python float like `0.1` generally does not represent the same number as its literal; use `'0.1'` instead:

```

>>> from mpmath import iv
>>> iv.dps = 15; iv.pretty = False
>>> iv.mpf(3)
mpi('3.0', '3.0')
>>> print(iv.mpf(3))
[3.0, 3.0]
>>> iv.pretty = True

```

(continues on next page)

(continued from previous page)

```
>>> iv.mpf([2,3])
[2.0, 3.0]
>>> iv.mpf(0.1)    # probably not intended
[0.10000000000000000555, 0.10000000000000000555]
>>> iv.mpf('0.1')  # good, gives a containing interval
[0.099999999999999991673, 0.10000000000000000555]
>>> iv.mpf(['0.1', '0.2'])
[0.099999999999999991673, 0.20000000000000000111]
```

The fact that '0.1' results in an interval of nonzero width indicates that 1/10 cannot be represented using binary floating-point numbers at this precision level (in fact, it cannot be represented exactly at any precision).

Intervals may be infinite or half-infinite:

```
>>> print(1 / iv.mpf([2, 'inf']))
[0.0, 0.5]
```

The equality testing operators == and != check whether their operands are identical as intervals; that is, have the same endpoints. The ordering operators < <= > >= permit inequality testing using triple-valued logic: a guaranteed inequality returns True or False while an indeterminate inequality returns None:

```
>>> iv.mpf([1,2]) == iv.mpf([1,2])
True
>>> iv.mpf([1,2]) != iv.mpf([1,2])
False
>>> iv.mpf([1,2]) <= 2
True
>>> iv.mpf([1,2]) > 0
True
>>> iv.mpf([1,2]) < 1
False
>>> iv.mpf([1,2]) < 2    # returns None
>>> iv.mpf([2,2]) < 2
False
>>> iv.mpf([1,2]) <= iv.mpf([2,3])
True
>>> iv.mpf([1,2]) < iv.mpf([2,3]) # returns None
>>> iv.mpf([1,2]) < iv.mpf([-1,0])
False
```

The in operator tests whether a number or interval is contained in another interval:

```
>>> iv.mpf([0,2]) in iv.mpf([0,10])
True
>>> 3 in iv.mpf(['-inf', 0])
False
```

Intervals have the properties .a, .b (endpoints), .mid, and .delta (width):

```
>>> x = iv.mpf([2, 5])
>>> x.a
[2.0, 2.0]
>>> x.b
```

(continues on next page)

(continued from previous page)

```
[5.0, 5.0]
>>> x.mid
[3.5, 3.5]
>>> x.delta
[3.0, 3.0]
```

Some transcendental functions are supported:

```
>>> iv.dps = 15
>>> mp.dps = 15
>>> iv.mpf([0.5, 1.5]) ** iv.mpf([0.5, 1.5])
[0.35355339059327373086, 1.837117307087383633]
>>> iv.exp(0)
[1.0, 1.0]
>>> iv.exp(['-inf', 'inf'])
[0.0, +inf]
>>>
>>> iv.exp(['-inf', 0])
[0.0, 1.0]
>>> iv.exp([0, 'inf'])
[1.0, +inf]
>>> iv.exp([0, 1])
[1.0, 2.7182818284590455349]
>>>
>>> iv.log(1)
[0.0, 0.0]
>>> iv.log([0, 1])
[-inf, 0.0]
>>> iv.log([0, 'inf'])
[-inf, +inf]
>>> iv.log(2)
[0.69314718055994528623, 0.69314718055994539725]
>>>
>>> iv.sin([100, 'inf'])
[-1.0, 1.0]
>>> iv.cos(['-0.1', '0.1'])
[0.99500416527802570954, 1.0]
```

Interval arithmetic is useful for proving inequalities involving irrational numbers. Naive use of mp arithmetic may result in wrong conclusions, such as the following:

```
>>> mp.dps = 25
>>> x = mp.exp(mp.pi*mp.sqrt(163))
>>> y = mp.mpf(640320**3+744)
>>> print(x)
262537412640768744.00000001
>>> print(y)
262537412640768744.0
>>> x > y
True
```

But the correct result is $e^{\pi\sqrt{163}} < 262537412640768744$, as can be seen by increasing the precision:

```
>>> mp.dps = 50
>>> print(mp.exp(mp.pi*mp.sqrt(163)))
262537412640768743.9999999999925007259719818568888
```

With interval arithmetic, the comparison returns `None` until the precision is large enough for $x - y$ to have a definite sign:

```
>>> iv.dps = 15
>>> iv.exp(iv.pi*iv.sqrt(163)) > (640320**3+744)
>>> iv.dps = 30
>>> iv.exp(iv.pi*iv.sqrt(163)) > (640320**3+744)
>>> iv.dps = 60
>>> iv.exp(iv.pi*iv.sqrt(163)) > (640320**3+744)
False
>>> iv.dps = 15
```

2.1.4 Fast low-precision arithmetic (fp)

Although mpmath is generally designed for arbitrary-precision arithmetic, many of the high-level algorithms work perfectly well with ordinary Python float and complex numbers, which use hardware double precision (on most systems, this corresponds to 53 bits of precision). Whereas the global functions (which are methods of the `mp` object) always convert inputs to mpmath numbers, the `fp` object instead converts them to float or complex, and in some cases employs basic functions optimized for double precision. When large amounts of function evaluations (numerical integration, plotting, etc) are required, and when `fp` arithmetic provides sufficient accuracy, this can give a significant speedup over `mp` arithmetic.

To take advantage of this feature, simply use the `fp` prefix, i.e. write `fp.func` instead of `func` or `mp.func`:

```
>>> u = fp.erfc(2.5)
>>> print(u)
0.000406952017445
>>> type(u)
<type 'float'>
>>> mp.dps = 15
>>> print(mp.erfc(2.5))
0.000406952017444959
>>> fp.matrix([[1,2],[3,4]]) ** 2
matrix(
  [['7.0', '10.0'],
   ['15.0', '22.0']])
>>>
>>> type(_[0,0])
<type 'float'>
>>> print(fp.quad(fp.sin, [0, fp.pi]))    # numerical integration
2.0
```

The `fp` context wraps Python's `math` and `cmath` modules for elementary functions. It supports both real and complex numbers and automatically generates complex results for real inputs (`math` raises an exception):

```
>>> fp.sqrt(5)
2.23606797749979
>>> fp.sqrt(-5)
```

(continues on next page)

(continued from previous page)

```

2.23606797749979j
>>> fp.sin(10)
-0.5440211108893698
>>> fp.power(-1, 0.25)
(0.7071067811865476+0.7071067811865475j)
>>> (-1) ** 0.25
Traceback (most recent call last):
...
ValueError: negative number cannot be raised to a fractional power

```

The `prec` and `dps` attributes can be changed (for interface compatibility with the `mp` context) but this has no effect:

```

>>> fp.prec
53
>>> fp.dps
15
>>> fp.prec = 80
>>> fp.prec
53
>>> fp.dps
15

```

Due to intermediate rounding and cancellation errors, results computed with `fp` arithmetic may be much less accurate than those computed with `mp` using an equivalent precision (`mp.prec = 53`), since the latter often uses increased internal precision. The accuracy is highly problem-dependent: for some functions, `fp` almost always gives 14-15 correct digits; for others, results can be accurate to only 2-3 digits or even completely wrong. The recommended use for `fp` is therefore to speed up large-scale computations where accuracy can be verified in advance on a subset of the input set, or where results can be verified afterwards.

2.2 Utility functions

This page lists functions that perform basic operations on numbers or aid general programming.

2.2.1 Conversion and printing

`mpmathify()` / `convert()`

`mpmath.mpmathify(x, strings=True)`

Converts `x` to an `mpf` or `mpc`. If `x` is of type `mpf`, `mpc`, `int`, `float`, `complex`, the conversion will be performed losslessly.

If `x` is a string, the result will be rounded to the present working precision. Strings representing fractions or complex numbers are permitted.

```

>>> from mpmath import *
>>> mp.dps = 15; mp.pretty = False
>>> mpmathify(3.5)
mpf('3.5')
>>> mpmathify('2.1')
mpf('2.1000000000000001')

```

(continues on next page)

(continued from previous page)

```
>>> mpmathify('3/4')
mpf('0.75')
>>> mpmathify('2+3j')
mpc(real='2.0', imag='3.0')
```

nstr()

`mpmath.nstr(x, n=6, **kwargs)`

Convert an `mpf` or `mpc` to a decimal string literal with n significant digits. The small default value for n is chosen to make this function useful for printing collections of numbers (lists, matrices, etc).

If x is a list or tuple, `nstr()` is applied recursively to each element. For unrecognized classes, `nstr()` simply returns `str(x)`.

The companion function `nprint()` prints the result instead of returning it.

The keyword arguments `strip_zeros`, `min_fixed`, `max_fixed` and `show_zero_exponent` are forwarded to `to_str()`.

The number will be printed in fixed-point format if the position of the leading digit is strictly between `min_fixed` (default = `min(-dps/3, -5)`) and `max_fixed` (default = `dps`).

To force fixed-point format always, set `min_fixed = -inf`, `max_fixed = +inf`. To force floating-point format, set `min_fixed >= max_fixed`.

```
>>> from mpmath import *
>>> nstr([+pi, ldexp(1, -500)])
'[3.14159, 3.05494e-151]'
>>> nprint([+pi, ldexp(1, -500)])
[3.14159, 3.05494e-151]
>>> nstr(mpf("5e-10"), 5)
'5.0e-10'
>>> nstr(mpf("5e-10"), 5, strip_zeros=False)
'5.0000e-10'
>>> nstr(mpf("5e-10"), 5, strip_zeros=False, min_fixed=-11)
'0.000000000050000'
>>> nstr(mpf(0), 5, show_zero_exponent=True)
'0.0e+0'
```

nprint()

`mpmath.nprint(x, n=6, **kwargs)`

Equivalent to `print(nstr(x, n))`.

Precise control over rounding is possible:

Negating with and without roundoff:

fmul()

Multiplies the numbers x and y , giving a floating-point result, optionally using a custom precision and rounding mode.

Examples

Avoiding roundoff:

```

>>> x, y = 10**10+1, 10**15+1
>>> print(x*y)
100000000010000100000000001
>>> print(mpf(x) * mpf(y))
1.0000000001e+25
>>> print(int(mpf(x) * mpf(y)))
10000000001000011026399232
>>> print(int(fmul(x, y)))
10000000001000011026399232
>>> print(int(fmul(x, y, dps=25)))
100000000010000100000000001
>>> print(int(fmul(x, y, exact=True)))
100000000010000100000000001

```

Exact multiplication with complex numbers can be inefficient and may be impossible to perform with large magnitude differences between real and imaginary parts:

```

>>> x = 1+2j
>>> y = mpc(2, '1e-1000000000000000000000000')
>>> fmul(x, y)
mpc(real='2.0', imag='4.0')
>>> fmul(x, y, rounding='u')
mpc(real='2.0', imag='4.000000000000000000000009')
>>> fmul(x, y, exact=True)
Traceback (most recent call last):
...
OverflowError: the exact result does not fit in memory

```

fdiv()

`mpmath.fdiv(x, y, **kwargs)`

Divides the numbers x and y , giving a floating-point result, optionally using a custom precision and rounding mode.

See the documentation of [fadd\(\)](#) for a detailed description of how to specify precision and rounding.

Examples

The result is an mpmath number:

```

>>> from mpmath import *
>>> mp.dps = 15; mp.pretty = False
>>> fdiv(3, 2)
mpf('1.5')
>>> fdiv(2, 3)
mpf('0.6666666666666663')
>>> fdiv(2+4j, 0.5)
mpc(real='4.0', imag='8.0')

```

The rounding direction and precision can be controlled:

```

>>> fdiv(2, 3, dps=3)      # Should be accurate to at least 3 digits
mpf('0.6666259765625')

```

(continues on next page)

(continued from previous page)

```
>>> fdiv(2, 3, rounding='d')
mpf('0.66666666666666663')
>>> fdiv(2, 3, prec=60)
mpf('0.66666666666666667')
>>> fdiv(2, 3, rounding='u')
mpf('0.66666666666666674')
```

Checking the error of a division by performing it at higher precision:

```
>>> fdiv(2, 3) - fdiv(2, 3, prec=100)
mpf('-3.7007434154172148e-17')
```

Unlike *fadd()*, *fmul()*, etc., exact division is not allowed since the quotient of two floating-point numbers generally does not have an exact floating-point representation. (In the future this might be changed to allow the case where the division is actually exact.)

```
>>> fdiv(2, 3, exact=True)
Traceback (most recent call last):
...
ValueError: division is not an exact operation
```

fmod()

`mpmath.fmod(x, y)`

Converts x and y to mpmath numbers and returns $x \bmod y$. For mpmath numbers, this is equivalent to `x % y`.

```
>>> from mpmath import *
>>> mp.dps = 15; mp.pretty = True
>>> fmod(100, pi)
2.61062773871641
```

You can use *fmod()* to compute fractional parts of numbers:

```
>>> fmod(10.25, 1)
0.25
```

fsum()

`mpmath.fsum(terms, absolute=False, squared=False)`

Calculates a sum containing a finite number of terms (for infinite series, see *nsun()*). The terms will be converted to mpmath numbers. For `len(terms) > 2`, this function is generally faster and produces more accurate results than the builtin Python function `sum()`.

```
>>> from mpmath import *
>>> mp.dps = 15; mp.pretty = False
>>> fsum([1, 2, 0.5, 7])
mpf('10.5')
```

With `squared=True` each term is squared, and with `absolute=True` the absolute value of each term is used.

fprod()

`mpmath.fprod(factors)`

Calculates a product containing a finite number of factors (for infinite products, see [nprod\(\)](#)). The factors will be converted to mpmath numbers.

```
>>> from mpmath import *
>>> mp.dps = 15; mp.pretty = False
>>> fprod([1, 2, 0.5, 7])
mpf('7.0')
```

fdot()

`mpmath.fdot(A, B=None, conjugate=False)`

Computes the dot product of the iterables A and B ,

$$\sum_{k=0} A_k B_k.$$

Alternatively, [fdot\(\)](#) accepts a single iterable of pairs. In other words, `fdot(A,B)` and `fdot(zip(A,B))` are equivalent. The elements are automatically converted to mpmath numbers.

With `conjugate=True`, the elements in the second vector will be conjugated:

$$\sum_{k=0} A_k \overline{B_k}$$

Examples

```
>>> from mpmath import *
>>> mp.dps = 15; mp.pretty = False
>>> A = [2, 1.5, 3]
>>> B = [1, -1, 2]
>>> fdot(A, B)
mpf('6.5')
>>> list(zip(A, B))
[(2, 1), (1.5, -1), (3, 2)]
>>> fdot(_)
mpf('6.5')
>>> A = [2, 1.5, 3j]
>>> B = [1+j, 3, -1-j]
>>> fdot(A, B)
mpc(real='9.5', imag='-1.0')
>>> fdot(A, B, conjugate=True)
mpc(real='3.5', imag='-5.0')
```

2.2.3 Complex components

`fabs()`

`mpmath.fabs(x)`

Returns the absolute value of x , $|x|$. Unlike `abs()`, `fabs()` converts non-mpmath numbers (such as `int`) into mpmath numbers:

```
>>> from mpmath import *
>>> mp.dps = 15; mp.pretty = False
>>> fabs(3)
mpf('3.0')
>>> fabs(-3)
mpf('3.0')
>>> fabs(3+4j)
mpf('5.0')
```

`sign()`

`mpmath.sign(x)`

Returns the sign of x , defined as $\text{sign}(x) = x/|x|$ (with the special case $\text{sign}(0) = 0$):

```
>>> from mpmath import *
>>> mp.dps = 15; mp.pretty = False
>>> sign(10)
mpf('1.0')
>>> sign(-10)
mpf('-1.0')
>>> sign(0)
mpf('0.0')
```

Note that the sign function is also defined for complex numbers, for which it gives the projection onto the unit circle:

```
>>> mp.dps = 15; mp.pretty = True
>>> sign(1+j)
(0.707106781186547 + 0.707106781186547j)
```

`re()`

`mpmath.re(x)`

Returns the real part of x , $\Re(x)$. `re()` converts a non-mpmath number to an mpmath number:

```
>>> from mpmath import *
>>> mp.dps = 15; mp.pretty = False
>>> re(3)
mpf('3.0')
>>> re(-1+4j)
mpf('-1.0')
```

`im()`

`mpmath.im(x)`

Returns the imaginary part of x , $\Im(x)$. `im()` converts a non-mpmath number to an mpmath number:

```
>>> from mpmath import *
>>> mp.dps = 15; mp.pretty = False
>>> im(3)
mpf('0.0')
>>> im(-1+4j)
mpf('4.0')
```

`arg()`

`mpmath.arg(x)`

Computes the complex argument (phase) of x , defined as the signed angle between the positive real axis and x in the complex plane:

```
>>> from mpmath import *
>>> mp.dps = 15; mp.pretty = True
>>> arg(3)
0.0
>>> arg(3+3j)
0.785398163397448
>>> arg(3j)
1.5707963267949
>>> arg(-3)
3.14159265358979
>>> arg(-3j)
-1.5707963267949
```

The angle is defined to satisfy $-\pi < \arg(x) \leq \pi$ and with the sign convention that a nonnegative imaginary part results in a nonnegative argument.

The value returned by `arg()` is an `mpf` instance.

`conj()`

`mpmath.conj(x)`

Returns the complex conjugate of x , \bar{x} . Unlike `x.conjugate()`, `im()` converts x to a mpmath number:

```
>>> from mpmath import *
>>> mp.dps = 15; mp.pretty = False
>>> conj(3)
mpf('3.0')
>>> conj(-1+4j)
mpc(real='-1.0', imag='-4.0')
```



```
>>> floor(3.25+4.75j)
mpc(real='3.0', imag='4.0')
```

ceil()

`mpmath.ceil(x)`

Computes the ceiling of x , $\lceil x \rceil$, defined as the smallest integer greater than or equal to x :

```
>>> from mpmath import *
>>> mp.pretty = False
>>> ceil(3.5)
mpf('4.0')
```

The ceiling function is defined for complex numbers and acts on the real and imaginary parts separately:

```
>>> ceil(3.25+4.75j)
mpc(real='4.0', imag='5.0')
```

See notes about rounding for [*floor\(\)*](#).

nint()

`mpmath.nint(x)`

Evaluates the nearest integer function, $\text{nint}(x)$. This gives the nearest integer to x ; on a tie, it gives the nearest even integer:

```
>>> from mpmath import *
>>> mp.pretty = False
>>> nint(3.2)
mpf('3.0')
>>> nint(3.8)
mpf('4.0')
>>> nint(3.5)
mpf('4.0')
>>> nint(4.5)
mpf('4.0')
```

The nearest integer function is defined for complex numbers and acts on the real and imaginary parts separately:

```
>>> nint(3.25+4.75j)
mpc(real='3.0', imag='5.0')
```

See notes about rounding for [*floor\(\)*](#).

frac()

mpmath.frac(*x*)

Gives the fractional part of x , defined as $\text{frac}(x) = x - \lfloor x \rfloor$ (see [floor\(\)](#)). In effect, this computes x modulo 1, or $x + n$ where $n \in \mathbb{Z}$ is such that $x + n \in [0, 1)$:

```
>>> from mpmath import *
>>> mp.pretty = False
>>> frac(1.25)
mpf('0.25')
>>> frac(3)
mpf('0.0')
>>> frac(-1.25)
mpf('0.75')
```

For a complex number, the fractional part function applies to the real and imaginary parts separately:

```
>>> frac(2.25+3.75j)
mpc(real='0.25', imag='0.75')
```

Plotted, the fractional part function gives a sawtooth wave. The Fourier series coefficients have a simple form:

```
>>> mp.dps = 15
>>> nprint(fourier(lambda x: frac(x)-0.5, [0,1], 4))
([0.0, 0.0, 0.0, 0.0, 0.0], [0.0, -0.31831, -0.159155, -0.106103, -0.0795775])
>>> nprint([-1/(pi*k) for k in range(1,5)])
[-0.31831, -0.159155, -0.106103, -0.0795775]
```

Note: The fractional part is sometimes defined as a symmetric function, i.e. returning $-\text{frac}(-x)$ if $x < 0$. This convention is used, for instance, by Mathematica's `FractionalPart`.

2.2.5 Tolerances and approximate comparisons

chop()

mpmath.chop(*x*, *tol=None*)

Chops off small real or imaginary parts, or converts numbers close to zero to exact zeros. The input can be a single number or an iterable:

```
>>> from mpmath import *
>>> mp.dps = 15; mp.pretty = False
>>> chop(5+1e-10j, tol=1e-9)
mpf('5.0')
>>> nprint(chop([1.0, 1e-20, 3+1e-18j, -4, 2]))
[1.0, 0.0, 3.0, -4.0, 2.0]
```

The tolerance defaults to $100 \cdot \text{eps}$.

almosteq()

`mpmath.almosteq(s, t, rel_eps=None, abs_eps=None)`

Determine whether the difference between s and t is smaller than a given epsilon, either relatively or absolutely.

Both a maximum relative difference and a maximum difference ('epsilons') may be specified. The absolute difference is defined as $|s - t|$ and the relative difference is defined as $|s - t| / \max(|s|, |t|)$.

If only one epsilon is given, both are set to the same value. If none is given, both epsilons are set to 2^{-p+m} where p is the current working precision and m is a small integer. The default setting typically allows `almosteq()` to be used to check for mathematical equality in the presence of small rounding errors.

Examples

```
>>> from mpmath import *
>>> mp.dps = 15
>>> almosteq(3.141592653589793, 3.141592653589790)
True
>>> almosteq(3.141592653589793, 3.141592653589700)
False
>>> almosteq(3.141592653589793, 3.141592653589700, 1e-10)
True
>>> almosteq(1e-20, 2e-20)
True
>>> almosteq(1e-20, 2e-20, rel_eps=0, abs_eps=0)
False
```

2.2.6 Properties of numbers

isinf()

`mpmath.isinf(x)`

Return *True* if the absolute value of x is infinite; otherwise return *False*:

```
>>> from mpmath import *
>>> isinf(inf)
True
>>> isinf(-inf)
True
>>> isinf(3)
False
>>> isinf(3+4j)
False
>>> isinf(mpc(3,inf))
True
>>> isinf(mpc(inf,3))
True
```

isnan()**mpmath.isnan(*x*)**

Return *True* if *x* is a NaN (not-a-number), or for a complex number, whether either the real or complex part is NaN; otherwise return *False*:

```
>>> from mpmath import *
>>> isnan(3.14)
False
>>> isnan(nan)
True
>>> isnan(mpc(3.14, 2.72))
False
>>> isnan(mpc(3.14, nan))
True
```

isnormal()**mpmath.isnormal(*x*)**

Determine whether *x* is “normal” in the sense of floating-point representation; that is, return *False* if *x* is zero, an infinity or NaN; otherwise return *True*. By extension, a complex number *x* is considered “normal” if its magnitude is normal:

```
>>> from mpmath import *
>>> isnormal(3)
True
>>> isnormal(0)
False
>>> isnormal(inf); isnormal(-inf); isnormal(nan)
False
False
False
>>> isnormal(0+0j)
False
>>> isnormal(0+3j)
True
>>> isnormal(mpc(2, nan))
False
```

isfinite()**mpmath.isfinite(*x*)**

Return *True* if *x* is a finite number, i.e. neither an infinity or a NaN.

```
>>> from mpmath import *
>>> isfinite(inf)
False
>>> isfinite(-inf)
False
>>> isfinite(3)
True
```

(continues on next page)

(continued from previous page)

```
>>> isfinite(nan)
False
>>> isfinite(3+4j)
True
>>> isfinite(mpc(3,inf))
False
>>> isfinite(mpc(nan,3))
False
```

isint()

`mpmath.isint(x, gaussian=False)`

Return *True* if *x* is integer-valued; otherwise return *False*:

```
>>> from mpmath import *
>>> isint(3)
True
>>> isint(mpf(3))
True
>>> isint(3.2)
False
>>> isint(inf)
False
```

Optionally, Gaussian integers can be checked for:

```
>>> isint(3+0j)
True
>>> isint(3+2j)
False
>>> isint(3+2j, gaussian=True)
True
```

ldexp()

`mpmath.ldexp(x, n)`

Computes $x2^n$ efficiently. No rounding is performed. The argument *x* must be a real floating-point number (or possible to convert into one) and *n* must be a Python int.

```
>>> from mpmath import *
>>> mp.dps = 15; mp.pretty = False
>>> ldexp(1, 10)
mpf('1024.0')
>>> ldexp(1, -3)
mpf('0.125')
```

frexp()

`mpmath.frexp(x, n)`

Given a real number x , returns (y, n) with $y \in [0.5, 1)$, n a Python integer, and such that $x = y2^n$. No rounding is performed.

```

>>> from mpmath import *
>>> mp.dps = 15; mp.pretty = False
>>> frexp(7.5)
(mpf('0.9375'), 3)

```

mag()

`mpmath.mag(x)`

Quick logarithmic magnitude estimate of a number. Returns an integer or infinity m such that $|x| \leq 2^m$. It is not guaranteed that m is an optimal bound, but it will never be too large by more than 2 (and probably not more than 1).

Examples

```

>>> from mpmath import *
>>> mp.pretty = True
>>> mag(10), mag(10.0), mag(mpf(10)), int(ceil(log(10,2)))
(4, 4, 4, 4)
>>> mag(10j), mag(10+10j)
(4, 5)
>>> mag(0.01), int(ceil(log(0.01,2)))
(-6, -6)
>>> mag(0), mag(inf), mag(-inf), mag(nan)
(-inf, +inf, +inf, nan)

```

nint_distance()

`mpmath.nint_distance(x)`

Return (n, d) where n is the nearest integer to x and d is an estimate of $\log_2(|x - n|)$. If $d < 0$, $-d$ gives the precision (measured in bits) lost to cancellation when computing $x - n$.

```

>>> from mpmath import *
>>> n, d = nint_distance(5)
>>> print(n); print(d)
5
-inf
>>> n, d = nint_distance(mpf(5))
>>> print(n); print(d)
5
-inf
>>> n, d = nint_distance(mpf(5.00000001))
>>> print(n); print(d)
5
-26
>>> n, d = nint_distance(mpf(4.99999999))

```

(continues on next page)

(continued from previous page)

```

>>> print(n); print(d)
5
-26
>>> n, d = nint_distance(mpc(5,10))
>>> print(n); print(d)
5
4
>>> n, d = nint_distance(mpc(5,0.000001))
>>> print(n); print(d)
5
-19

```

2.2.7 Number generation

`fraction()`

`mpmath.fraction(p, q)`

Given Python integers (p , q), returns a lazy mpf representing the fraction p/q . The value is updated with the precision.

```

>>> from mpmath import *
>>> mp.dps = 15
>>> a = fraction(1,100)
>>> b = mpf(1)/100
>>> print(a); print(b)
0.01
0.01
>>> mp.dps = 30
>>> print(a); print(b)      # a will be accurate
0.01
0.010000000000000000000000000000002081668171172
>>> mp.dps = 15

```

`rand()`

`mpmath.rand()`

Returns an mpf with value chosen randomly from $[0, 1)$. The number of randomly generated bits in the mantissa is equal to the working precision.

`arange()`

`mpmath.arange(*args)`

This is a generalized version of Python's `range()` function that accepts fractional endpoints and step sizes and returns a list of mpf instances. Like `range()`, `arange()` can be called with 1, 2 or 3 arguments:

`arange(b)`

$[0, 1, 2, \dots, x]$

`arange(a, b)`

$[a, a + 1, a + 2, \dots, x]$

arange(a, b, h)
 $[a, a + h, a + h, \dots, x]$

where $b - 1 \leq x < b$ (in the third case, $b - h \leq x < b$).

Like Python's `range()`, the endpoint is not included. To produce ranges where the endpoint is included, `linspace()` is more convenient.

Examples

```
>>> from mpmath import *
>>> mp.dps = 15; mp.pretty = False
>>> arange(4)
[mpf('0.0'), mpf('1.0'), mpf('2.0'), mpf('3.0')]
>>> arange(1, 2, 0.25)
[mpf('1.0'), mpf('1.25'), mpf('1.5'), mpf('1.75')]
>>> arange(1, -1, -0.75)
[mpf('1.0'), mpf('0.25'), mpf('-0.5')]
```

linspace()

`mpmath.linspace(*args, **kwargs)`

`linspace(a, b, n)` returns a list of n evenly spaced samples from a to b . The syntax `linspace(mpi(a,b), n)` is also valid.

This function is often more convenient than `arange()` for partitioning an interval into subintervals, since the endpoint is included:

```
>>> from mpmath import *
>>> mp.dps = 15; mp.pretty = False
>>> linspace(1, 4, 4)
[mpf('1.0'), mpf('2.0'), mpf('3.0'), mpf('4.0')]
```

You may also provide the keyword argument `endpoint=False`:

```
>>> linspace(1, 4, 4, endpoint=False)
[mpf('1.0'), mpf('1.75'), mpf('2.5'), mpf('3.25')]
```

2.2.8 Precision management**autoprec()**

`mpmath.autoprec(f, maxprec=None, catch=(), verbose=False)`

Return a wrapped copy of f that repeatedly evaluates f with increasing precision until the result converges to the full precision used at the point of the call.

This heuristically protects against rounding errors, at the cost of roughly a 2x slowdown compared to manually setting the optimal precision. This method can, however, easily be fooled if the results from f depend “discontinuously” on the precision, for instance if catastrophic cancellation can occur. Therefore, `autoprec()` should be used judiciously.

Examples

Many functions are sensitive to perturbations of the input arguments. If the arguments are decimal numbers, they may have to be converted to binary at a much higher precision. If the amount of required extra precision is unknown, `autoprec()` is convenient:

```
>>> from mpmath import *
>>> mp.dps = 15
>>> mp.pretty = True
>>> besselj(5, 125 * 10**28)    # Exact input
-8.03284785591801e-17
>>> besselj(5, '1.25e30')      # Bad
7.12954868316652e-16
>>> autoprec(besselj)(5, '1.25e30')  # Good
-8.03284785591801e-17
```

The following fails to converge because $\sin(\pi) = 0$ whereas all finite-precision approximations of π give nonzero values:

```
>>> autoprec(sin)(pi)
Traceback (most recent call last):
...
NoConvergence: autoprec: prec increased to 2910 without convergence
```

As the following example shows, `autoprec()` can protect against cancellation, but is fooled by too severe cancellation:

```
>>> x = 1e-10
>>> exp(x)-1; expm1(x); autoprec(lambda t: exp(t)-1)(x)
1.000000008274037e-10
1.0000000000005e-10
1.0000000000005e-10
>>> x = 1e-50
>>> exp(x)-1; expm1(x); autoprec(lambda t: exp(t)-1)(x)
0.0
1.0e-50
0.0
```

With `catch`, an exception or list of exceptions to intercept may be specified. The raised exception is interpreted as signaling insufficient precision. This permits, for example, evaluating a function where a too low precision results in a division by zero:

```
>>> f = lambda x: 1/(exp(x)-1)
>>> f(1e-30)
Traceback (most recent call last):
...
ZeroDivisionError
>>> autoprec(f, catch=ZeroDivisionError)(1e-30)
1.0e+30
```


workprec()

`mpmath.workprec(n, normalize_output=False)`

The block

```
with workprec(n):
    <code>
```

sets the precision to n bits, executes `<code>`, and then restores the precision.

`workprec(n)(f)` returns a decorated version of the function f that sets the precision to n bits before execution, and restores the precision afterwards. With `normalize_output=True`, it rounds the return value to the parent precision.

workdps()

`mpmath.workdps(n, normalize_output=False)`

This function is analogous to `workprec` (see documentation) but changes the decimal precision instead of the number of bits.

extraprec()

`mpmath.extraprec(n, normalize_output=False)`

The block

```
with extraprec(n):
    <code>
```

increases the precision n bits, executes `<code>`, and then restores the precision.

`extraprec(n)(f)` returns a decorated version of the function f that increases the working precision by n bits before execution, and restores the parent precision afterwards. With `normalize_output=True`, it rounds the return value to the parent precision.

extradps()

`mpmath.extradps(n, normalize_output=False)`

This function is analogous to `extraprec` (see documentation) but changes the decimal precision instead of the number of bits.

2.2.9 Performance and debugging

memoize()

`mpmath.memoize(f)`

Return a wrapped copy of f that caches computed values, i.e. a memoized copy of f . Values are only reused if the cached precision is equal to or higher than the working precision:

```
>>> from mpmath import *
>>> mp.dps = 15; mp.pretty = True
>>> f = memoize(maxcalls(sin, 1))
>>> f(2)
0.909297426825682
```

(continues on next page)

(continued from previous page)

```
>>> f(2)
0.909297426825682
>>> mp.dps = 25
>>> f(2)
Traceback (most recent call last):
...
NoConvergence: maxcalls: function evaluated 1 times
```

maxcalls()

`mpmath.maxcalls(f, N)`

Return a wrapped copy of *f* that raises `NoConvergence` when *f* has been called more than *N* times:

```
>>> from mpmath import *
>>> mp.dps = 15
>>> f = maxcalls(sin, 10)
>>> print(sum(f(n) for n in range(10)))
1.95520948210738
>>> f(10)
Traceback (most recent call last):
...
NoConvergence: maxcalls: function evaluated 10 times
```

monitor()

`mpmath.monitor(f, input='print', output='print')`

Returns a wrapped copy of *f* that monitors evaluation by calling *input* with every input (*args*, *kwargs*) passed to *f* and *output* with every value returned from *f*. The default action (specify using the special string value 'print') is to print inputs and outputs to stdout, along with the total evaluation count:

```
>>> from mpmath import *
>>> mp.dps = 5; mp.pretty = False
>>> diff(monitor(exp), 1) # diff will eval f(x-h) and f(x+h)
in 0 (mpf('0.99999999906867742538452148'),) {}
out 0 mpf('2.7182818259274480055282064')
in 1 (mpf('1.00000000009313225746154785'),) {}
out 1 mpf('2.7182818309906424675501024')
mpf('2.7182808')
```

To disable either the input or the output handler, you may pass *None* as argument.

Custom input and output handlers may be used e.g. to store results for later analysis:

```
>>> mp.dps = 15
>>> input = []
>>> output = []
>>> findroot(monitor(sin, input.append, output.append), 3.0)
mpf('3.1415926535897932')
>>> len(input) # Count number of evaluations
9
```

(continues on next page)

(continued from previous page)

```
>>> print(input[3]); print(output[3])
((mpf('3.1415076583334066'),), {})
8.49952562843408e-5
>>> print(input[4]); print(output[4])
((mpf('3.1415928201669122'),), {})
-1.66577118985331e-7
```

timing()

`mpmath.timing(f, *args, **kwargs)`

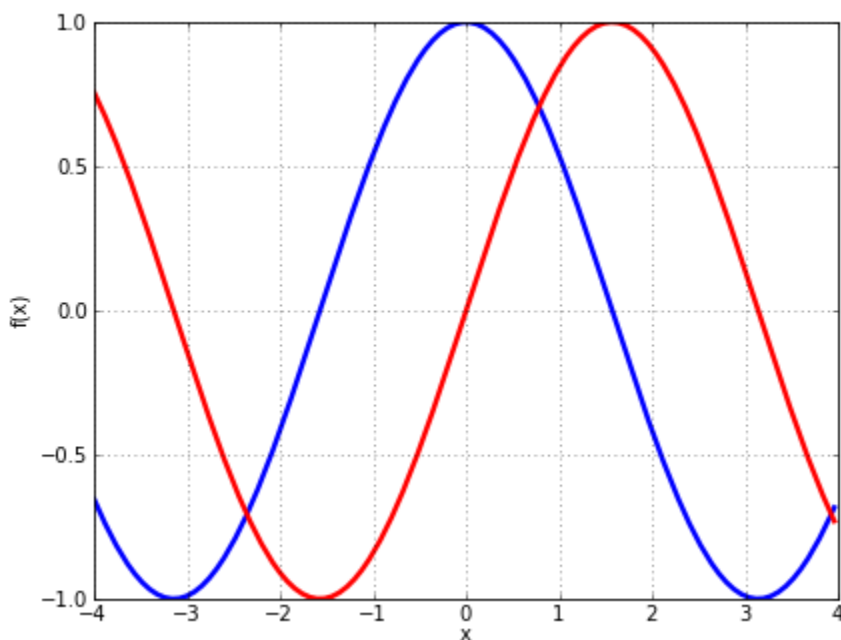
Returns time elapsed for evaluating `f()`. Optionally arguments may be passed to time the execution of `f(*args, **kwargs)`.

If the first call is very quick, `f` is called repeatedly and the best time is returned.

2.3 Plotting

If `matplotlib` is available, the functions `plot` and `cplot` in `mpmath` can be used to plot functions respectively as x-y graphs and in the complex plane. Also, `splot` can be used to produce 3D surface plots.

2.3.1 Function curve plots



Output of `plot([cos, sin], [-4, 4])`

`mpmath.plot(f, xlim=[-5, 5], ylim=None, points=200, file=None, dpi=None, singularities=[], axes=None)`

Shows a simple 2D plot of a function $f(x)$ or list of functions $[f_0(x), f_1(x), \dots, f_n(x)]$ over a given interval specified by *xlim*. Some examples:

```
plot(lambda x: exp(x)*li(x), [1, 4])
plot([cos, sin], [-4, 4])
plot([fresnels, fresnelc], [-4, 4])
plot([sqrt, cbrt], [-4, 4])
plot(lambda t: zeta(0.5+t*j), [-20, 20])
plot([floor, ceil, abs, sign], [-5, 5])
```

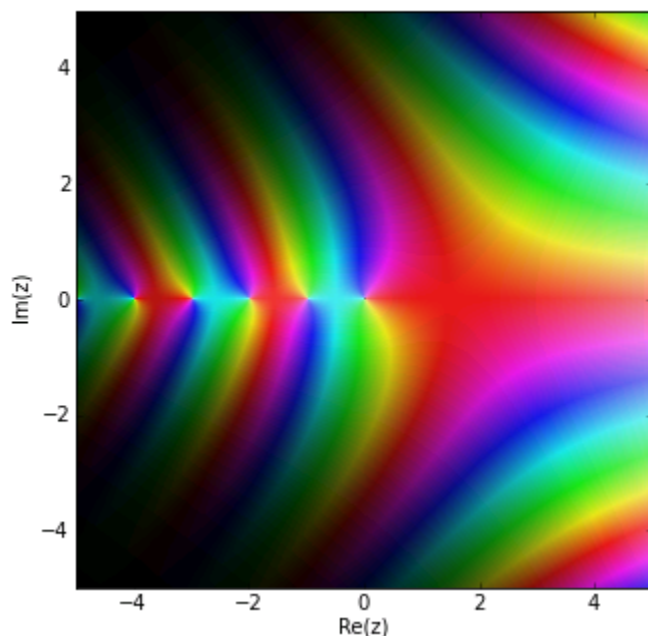
Points where the function raises a numerical exception or returns an infinite value are removed from the graph. Singularities can also be excluded explicitly as follows (useful for removing erroneous vertical lines):

```
plot(cot, ylim=[-5, 5]) # bad
plot(cot, ylim=[-5, 5], singularities=[-pi, 0, pi]) # good
```

For parts where the function assumes complex values, the real part is plotted with dashes and the imaginary part is plotted with dots.

Note: This function requires matplotlib (pylab).

2.3.2 Complex function plots



Output of `fp.cplot(fp.gamma, points=100000)`

```
mpmath.cplot(f, re=[-5, 5], im=[-5, 5], points=2000, color=None, verbose=False, file=None, dpi=None,
            axes=None)
```

Plots the given complex-valued function f over a rectangular part of the complex plane specified by the pairs of intervals re and im . For example:

```
cplot(lambda z: z, [-2, 2], [-10, 10])
cplot(exp)
cplot(zeta, [0, 1], [0, 50])
```

By default, the complex argument (phase) is shown as color (hue) and the magnitude is shown as brightness. You can also supply a custom color function (*color*). This function should take a complex number as input and return an RGB 3-tuple containing floats in the range 0.0-1.0.

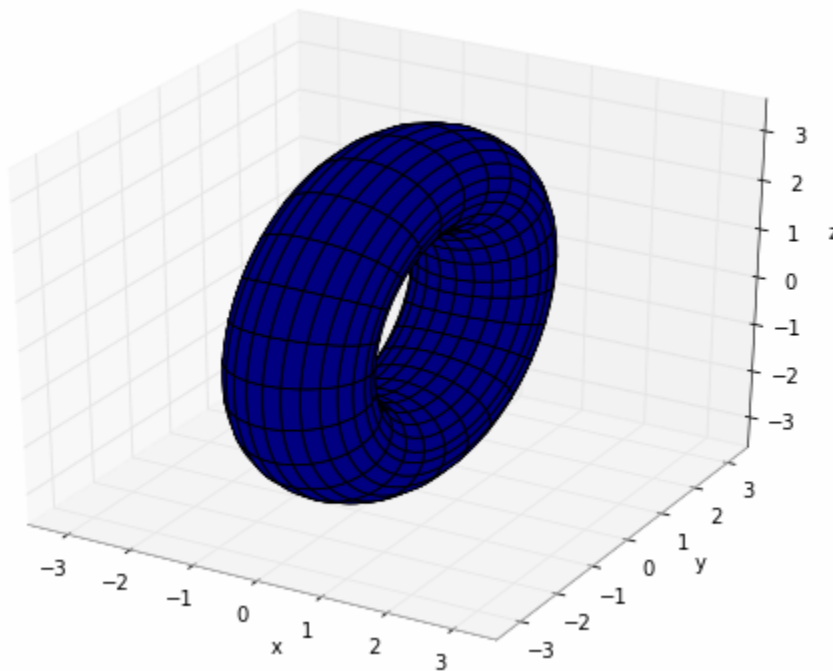
Alternatively, you can select a builtin color function by passing a string as *color*:

- “default” - default color scheme
- **“phase” - a color scheme that only renders the phase of the function,**
with white for positive reals, black for negative reals, gold in the upper half plane, and blue in the lower half plane.

To obtain a sharp image, the number of points may need to be increased to 100,000 or thereabout. Since evaluating the function that many times is likely to be slow, the ‘verbose’ option is useful to display progress.

Note: This function requires matplotlib (pylab).

2.3.3 3D surface plots



Output of `splot` for the donut example.

```
mpmath.splot(f, u=[-5, 5], v=[-5, 5], points=100, keep_aspect=True, wireframe=False, file=None, dpi=None,
            axes=None)
```

Plots the surface defined by f .

If f returns a single component, then this plots the surface defined by $z = f(x, y)$ over the rectangular domain with $x = u$ and $y = v$.

If f returns three components, then this plots the parametric surface $x, y, z = f(u, v)$ over the pairs of intervals u and v .

For example, to plot a simple function:

```
>>> from mpmath import *
>>> f = lambda x, y: sin(x+y)*cos(y)
>>> splot(f, [-pi,pi], [-pi,pi])
```

Plotting a donut:

```
>>> r, R = 1, 2.5
>>> f = lambda u, v: [r*cos(u), (R+r*sin(u))*cos(v), (R+r*sin(u))*sin(v)]
>>> splot(f, [0, 2*pi], [0, 2*pi])
```

Note: This function requires matplotlib (pylab) 0.98.5.3 or higher.

ADVANCED MATHEMATICS

On top of its support for arbitrary-precision arithmetic, mpmath provides extensive support for transcendental functions, evaluation of sums, integrals, limits, roots, and so on.

3.1 Mathematical functions

Mpmath implements the standard functions from Python’s `math` and `cmath` modules, for both real and complex numbers and with arbitrary precision. Many other functions are also available in mpmath, including commonly-used variants of standard functions (such as the alternative trigonometric functions `sec`, `csc`, `cot`), but also a large number of “special functions” such as the gamma function, the Riemann zeta function, error functions, Bessel functions, etc.

3.1.1 Mathematical constants

Mpmath supports arbitrary-precision computation of various common (and less common) mathematical constants. These constants are implemented as lazy objects that can evaluate to any precision. Whenever the objects are used as function arguments or as operands in arithmetic operations, they automatically evaluate to the current working precision. A lazy number can be converted to a regular `mpf` using the unary `+` operator, or by calling it as a function:

```
>>> from mpmath import *
>>> mp.dps = 15
>>> pi
<pi: 3.14159~>
>>> 2*pi
mpf('6.2831853071795862')
>>> +pi
mpf('3.1415926535897931')
>>> pi()
mpf('3.1415926535897931')
>>> mp.dps = 40
>>> pi
<pi: 3.14159~>
>>> 2*pi
mpf('6.283185307179586476925286766559005768394338')
>>> +pi
mpf('3.141592653589793238462643383279502884197169')
>>> pi()
mpf('3.141592653589793238462643383279502884197169')
```

Exact constants

The predefined objects `j` (imaginary unit), `inf` (positive infinity) and `nan` (not-a-number) are shortcuts to `mpc` and `mpf` instances with these fixed values.

Pi (`pi`)

`mpmath.mp.pi` (*prec=None, dps=None, rounding=None*)

π , roughly equal to 3.141592654, represents the area of the unit circle, the half-period of trigonometric functions, and many other things in mathematics.

Mpmath can evaluate π to arbitrary precision:

```
>>> from mpmath import *
>>> mp.dps = 50; mp.pretty = True
>>> +pi
3.1415926535897932384626433832795028841971693993751
```

This shows digits 99991-100000 of π (the last digit is actually a 4 when the decimal expansion is truncated, but here the nearest rounding is used):

```
>>> mp.dps = 100000
>>> str(pi)[-10:]
'5549362465'
```

Possible issues

`pi` always rounds to the nearest floating-point number when used. This means that exact mathematical identities involving π will generally not be preserved in floating-point arithmetic. In particular, multiples of `pi` (except for the trivial case `0*pi`) are *not* the exact roots of `sin()`, but differ roughly by the current epsilon:

```
>>> mp.dps = 15
>>> sin(pi)
1.22464679914735e-16
```

One solution is to use the `sinpi()` function instead:

```
>>> sinpi(1)
0.0
```

See the documentation of trigonometric functions for additional details.

References

- [\[BorweinBorwein\]](#)

Degree (degree)

```
mp.degree = <1 deg = pi / 180: 0.0174533~>
```

Base of the natural logarithm (e)

```
mp.e = <e = exp(1): 2.71828~>
```

Golden ratio (phi)

```
mp.phi = <Golden ratio phi: 1.61803~>
```

Euler's constant (euler)

```
mpmath.mp.euler(prec=None, dps=None, rounding=None)
```

Euler's constant or the Euler-Mascheroni constant $\gamma = 0.57721566\dots$ is a number of central importance to number theory and special functions. It is defined as the limit

$$\gamma = \lim_{n \rightarrow \infty} H_n - \log n$$

where $H_n = 1 + \frac{1}{2} + \dots + \frac{1}{n}$ is a harmonic number (see [harmonic\(\)](#)).

Evaluation of γ is supported at arbitrary precision:

```
>>> from mpmath import *
>>> mp.dps = 50; mp.pretty = True
>>> +euler
0.57721566490153286060651209008240243104215933593992
```

We can also compute γ directly from the definition, although this is less efficient:

```
>>> limit(lambda n: harmonic(n)-log(n), inf)
0.57721566490153286060651209008240243104215933593992
```

This shows digits 9991-10000 of γ (the last digit is actually a 5 when the decimal expansion is truncated, but here the nearest rounding is used):

```
>>> mp.dps = 10000
>>> str(euler)[-10:]
'4679858166'
```

Integrals, series, and representations for γ in terms of special functions include the following (there are many others):

```
>>> mp.dps = 25
>>> -quad(lambda x: exp(-x)*log(x), [0,inf])
0.5772156649015328606065121
>>> quad(lambda x,y: (x-1)/(1-x*y)/log(x*y), [0,1], [0,1])
0.5772156649015328606065121
>>> nsum(lambda k: 1/k-log(1+1/k), [1,inf])
0.5772156649015328606065121
```

(continues on next page)

(continued from previous page)

```
>>> nsum(lambda k: (-1)**k*zeta(k)/k, [2,inf])
0.5772156649015328606065121
>>> -diff(gamma, 1)
0.5772156649015328606065121
>>> limit(lambda x: 1/x-gamma(x), 0)
0.5772156649015328606065121
>>> limit(lambda x: zeta(x)-1/(x-1), 1)
0.5772156649015328606065121
>>> (log(2*pi*nprod(lambda n:
...     exp(-2+2/n)*(1+2/n)**n, [1,inf]))-3)/2
0.5772156649015328606065121
```

For generalizations of the identities $\gamma = -\Gamma'(1)$ and $\gamma = \lim_{x \rightarrow 1} \zeta(x) - 1/(x-1)$, see [`psi\(\)`](#) and [`stieltjes\(\)`](#) respectively.

References

- [BorweinBailey]

Catalan's constant (`catalan`)

`mp.catalan` = <Catalan's constant: 0.915966~>

Apery's constant (`apery`)

`mp.apery` = <Apery's constant: 1.20206~>

Khinchin's constant (`khinchin`)

`mp.khinchin` = <Khinchin's constant: 2.68545~>

Glaisher's constant (`glaisher`)

`mp.glaisher` = <Glaisher's constant: 1.28243~>

Mertens constant (`mertens`)

`mp.mertens` = <Mertens' constant: 0.261497~>

Twin prime constant (twinprime)

```
mp.twinprime = <Twin prime constant: 0.660162~>
```

3.1.2 Powers and logarithms

Nth roots

sqrt()

`mpmath.sqrt(x, **kwargs)`

`sqrt(x)` gives the principal square root of x , \sqrt{x} . For positive real numbers, the principal root is simply the positive square root. For arbitrary complex numbers, the principal square root is defined to satisfy $\sqrt{x} = \exp(\log(x)/2)$. The function thus has a branch cut along the negative half real axis.

For all mpmath numbers x , calling `sqrt(x)` is equivalent to performing $x^{*0.5}$.

Examples

Basic examples and limits:

```
>>> from mpmath import *
>>> mp.dps = 15; mp.pretty = True
>>> sqrt(10)
3.16227766016838
>>> sqrt(100)
10.0
>>> sqrt(-4)
(0.0 + 2.0j)
>>> sqrt(1+1j)
(1.09868411346781 + 0.455089860562227j)
>>> sqrt(inf)
+inf
```

Square root evaluation is fast at huge precision:

```
>>> mp.dps = 50000
>>> a = sqrt(3)
>>> str(a)[-10:]
'9329332815'
```

`mpmath.iv.sqrt()` supports interval arguments:

```
>>> iv.dps = 15; iv.pretty = True
>>> iv.sqrt([16,100])
[4.0, 10.0]
>>> iv.sqrt(2)
[1.4142135623730949234, 1.4142135623730951455]
>>> iv.sqrt(2) ** 2
[1.999999999999995559, 2.00000000000000000000004441]
```

hypot()`mpmath.hypot(x, y)`

Computes the Euclidean norm of the vector (x, y) , equal to $\sqrt{x^2 + y^2}$. Both x and y must be real.

cbrt()`mpmath.cbrt(x, **kwargs)`

`cbrt(x)` computes the cube root of x , $x^{1/3}$. This function is faster and more accurate than raising to a floating-point fraction:

```
>>> from mpmath import *
>>> mp.dps = 15; mp.pretty = False
>>> 125**(mpf(1)/3)
mpf('4.9999999999999991')
>>> cbrt(125)
mpf('5.0')
```

Every nonzero complex number has three cube roots. This function returns the cube root defined by $\exp(\log(x)/3)$ where the principal branch of the natural logarithm is used. Note that this does not give a real cube root for negative real numbers:

```
>>> mp.pretty = True
>>> cbrt(-1)
(0.5 + 0.866025403784439j)
```

root()`mpmath.root(z, n, k=0)`

`root(z, n, k=0)` computes an n -th root of z , i.e. returns a number r that (up to possible approximation error) satisfies $r^n = z$. (`nthroot` is available as an alias for `root`.)

Every complex number $z \neq 0$ has n distinct n -th roots, which are equidistant points on a circle with radius $|z|^{1/n}$, centered around the origin. A specific root may be selected using the optional index k . The roots are indexed counterclockwise, starting with $k = 0$ for the root closest to the positive real half-axis.

The $k = 0$ root is the so-called principal n -th root, often denoted by $\sqrt[n]{z}$ or $z^{1/n}$, and also given by $\exp(\log(z)/n)$. If z is a positive real number, the principal root is just the unique positive n -th root of z . Under some circumstances, non-principal real roots exist: for positive real z , n even, there is a negative root given by $k = n/2$; for negative real z , n odd, there is a negative root given by $k = (n - 1)/2$.

To obtain all roots with a simple expression, use `[root(z,n,k) for k in range(n)]`.

An important special case, `root(1, n, k)` returns the k -th n -th root of unity, $\zeta_k = e^{2\pi i k/n}$. Alternatively, `unitroots()` provides a slightly more convenient way to obtain the roots of unity, including the option to compute only the primitive roots of unity.

Both k and n should be integers; k outside of `range(n)` will be reduced modulo n . If n is negative, $x^{-1/n} = 1/x^{1/n}$ (or the equivalent reciprocal for a non-principal root with $k \neq 0$) is computed.

`root()` is implemented to use Newton's method for small n . At high precision, this makes $x^{1/n}$ not much more expensive than the regular exponentiation, x^n . For very large n , `nthroot()` falls back to use the exponential function.

Examples

`nthroot()`/`root()` is faster and more accurate than raising to a floating-point fraction:

```
>>> from mpmath import *
>>> mp.dps = 15; mp.pretty = False
>>> 16807 ** (mpf(1)/5)
mpf('7.0000000000000009')
>>> root(16807, 5)
mpf('7.0')
>>> nthroot(16807, 5)      # Alias
mpf('7.0')
```

A high-precision root:

```
>>> mp.dps = 50; mp.pretty = True
>>> nthroot(10, 5)
1.584893192461113485202101373391507013269442133825
>>> nthroot(10, 5) ** 5
10.0
```

Computing principal and non-principal square and cube roots:

```
>>> mp.dps = 15
>>> root(10, 2)
3.16227766016838
>>> root(10, 2, 1)
-3.16227766016838
>>> root(-10, 3)
(1.07721734501594 + 1.86579517236206j)
>>> root(-10, 3, 1)
-2.15443469003188
>>> root(-10, 3, 2)
(1.07721734501594 - 1.86579517236206j)
```

All the 7th roots of a complex number:

```
>>> for r in [root(3+4j, 7, k) for k in range(7)]:
...     print("%s %s" % (r, r**7))
...
(1.24747270589553 + 0.166227124177353j) (3.0 + 4.0j)
(0.647824911301003 + 1.07895435170559j) (3.0 + 4.0j)
(-0.439648254723098 + 1.17920694574172j) (3.0 + 4.0j)
(-1.19605731775069 + 0.391492658196305j) (3.0 + 4.0j)
(-1.05181082538903 - 0.691023585965793j) (3.0 + 4.0j)
(-0.115529328478668 - 1.25318497558335j) (3.0 + 4.0j)
(0.907748109144957 - 0.871672518271819j) (3.0 + 4.0j)
```

Cube roots of unity:

```
>>> for k in range(3): print(root(1, 3, k))
...
1.0
(-0.5 + 0.866025403784439j)
(-0.5 - 0.866025403784439j)
```

Some exact high order roots:

```
>>> root(75**210, 105)
5625.0
>>> root(1, 128, 96)
(0.0 - 1.0j)
>>> root(4**128, 128, 96)
(0.0 - 4.0j)
```

unitroots()

`mpmath.unitroots(n, primitive=False)`

`unitroots(n)` returns $\zeta_0, \zeta_1, \dots, \zeta_{n-1}$, all the distinct n -th roots of unity, as a list. If the option *primitive=True* is passed, only the primitive roots are returned.

Every n -th root of unity satisfies $(\zeta_k)^n = 1$. There are n distinct roots for each n (ζ_k and ζ_j are the same when $k = j \pmod n$), which form a regular polygon with vertices on the unit circle. They are ordered counterclockwise with increasing k , starting with $\zeta_0 = 1$.

Examples

The roots of unity up to $n = 4$:

```
>>> from mpmath import *
>>> mp.dps = 15; mp.pretty = True
>>> nprint(unitroots(1))
[1.0]
>>> nprint(unitroots(2))
[1.0, -1.0]
>>> nprint(unitroots(3))
[1.0, (-0.5 + 0.866025j), (-0.5 - 0.866025j)]
>>> nprint(unitroots(4))
[1.0, (0.0 + 1.0j), -1.0, (0.0 - 1.0j)]
```

Roots of unity form a geometric series that sums to 0:

```
>>> mp.dps = 50
>>> chop(fsum(unitroots(25)))
0.0
```

Primitive roots up to $n = 4$:

```
>>> mp.dps = 15
>>> nprint(unitroots(1, primitive=True))
[1.0]
>>> nprint(unitroots(2, primitive=True))
[-1.0]
>>> nprint(unitroots(3, primitive=True))
[(-0.5 + 0.866025j), (-0.5 - 0.866025j)]
>>> nprint(unitroots(4, primitive=True))
[(0.0 + 1.0j), (0.0 - 1.0j)]
```

There are only four primitive 12th roots:

```
>>> nprint(unitroots(12, primitive=True))
[(0.866025 + 0.5j), (-0.866025 + 0.5j), (-0.866025 - 0.5j), (0.866025 - 0.5j)]
```

The n -th roots of unity form a group, the cyclic group of order n . Any primitive root r is a generator for this group, meaning that r^0, r^1, \dots, r^{n-1} gives the whole set of unit roots (in some permuted order):

```
>>> for r in unitroots(6): print(r)
...
1.0
(0.5 + 0.866025403784439j)
(-0.5 + 0.866025403784439j)
-1.0
(-0.5 - 0.866025403784439j)
(0.5 - 0.866025403784439j)
>>> r = unitroots(6, primitive=True)[1]
>>> for k in range(6): print(chop(r**k))
...
1.0
(0.5 - 0.866025403784439j)
(-0.5 - 0.866025403784439j)
-1.0
(-0.5 + 0.866025403784438j)
(0.5 + 0.866025403784438j)
```

The number of primitive roots equals the Euler totient function $\phi(n)$:

```
>>> [len(unitroots(n, primitive=True)) for n in range(1,20)]
[1, 1, 2, 2, 4, 2, 6, 4, 6, 4, 10, 4, 12, 6, 8, 8, 16, 6, 18]
```

Exponentiation

`exp()`

`mpmath.exp(x, **kwargs)`

Computes the exponential function,

$$\exp(x) = e^x = \sum_{k=0}^{\infty} \frac{x^k}{k!}.$$

For complex numbers, the exponential function also satisfies

$$\exp(x + yi) = e^x (\cos y + i \sin y).$$

Basic examples

Some values of the exponential function:

```
>>> from mpmath import *
>>> mp.dps = 25; mp.pretty = True
>>> exp(0)
1.0
>>> exp(1)
```

(continues on next page)

(continued from previous page)

```

2.718281828459045235360287
>>> exp(-1)
0.3678794411714423215955238
>>> exp(1)
+inf
>>> exp(-1)
0.0

```

Arguments can be arbitrarily large:

```

>>> exp(10000)
8.806818225662921587261496e+4342
>>> exp(-10000)
1.135483865314736098540939e-4343

```

Evaluation is supported for interval arguments via `mpmath.iv.exp()`:

```

>>> iv.dps = 25; iv.pretty = True
>>> iv.exp([-1, 0])
[0.0, 1.0]
>>> iv.exp([0, 1])
[1.0, 2.71828182845904523536028749558]

```

The exponential function can be evaluated efficiently to arbitrary precision:

```

>>> mp.dps = 10000
>>> exp(pi)
23.140692632779269005729...8984304016040616

```

Functional properties

Numerical verification of Euler's identity for the complex exponential function:

```

>>> mp.dps = 15
>>> exp(j*pi)+1
(0.0 + 1.22464679914735e-16j)
>>> chop(exp(j*pi)+1)
0.0

```

This recovers the coefficients (reciprocal factorials) in the Maclaurin series expansion of `exp`:

```

>>> nprint(taylor(exp, 0, 5))
[1.0, 1.0, 0.5, 0.166667, 0.0416667, 0.00833333]

```

The exponential function is its own derivative and antiderivative:

```

>>> exp(pi)
23.1406926327793
>>> diff(exp, pi)
23.1406926327793
>>> quad(exp, [-1, pi])
23.1406926327793

```

The exponential function can be evaluated using various methods, including direct summation of the series, limits, and solving the defining differential equation:


```
>>> nsum(lambda k: pi**k/fac(k), [0,inf])
23.1406926327793
>>> limit(lambda k: (1+pi/k)**k, inf)
23.1406926327793
>>> odefun(lambda t, x: x, 0, 1)(pi)
23.1406926327793
```

power()

`mpmath.power(x, y)`

Converts x and y to mpmath numbers and evaluates $x^y = \exp(y \log(x))$:

```
>>> from mpmath import *
>>> mp.dps = 30; mp.pretty = True
>>> power(2, 0.5)
1.41421356237309504880168872421
```

This shows the leading few digits of a large Mersenne prime (performing the exact calculation $2^{43112609}-1$ and displaying the result in Python would be very slow):

```
>>> power(2, 43112609)-1
3.16470269330255923143453723949e+12978188
```

expj()

`mpmath.expj(x, **kwargs)`

Convenience function for computing e^{ix} :

```
>>> from mpmath import *
>>> mp.dps = 25; mp.pretty = True
>>> expj(0)
(1.0 + 0.0j)
>>> expj(-1)
(0.5403023058681397174009366 - 0.8414709848078965066525023j)
>>> expj(j)
(0.3678794411714423215955238 + 0.0j)
>>> expj(1+j)
(0.1987661103464129406288032 + 0.3095598756531121984439128j)
```

expjpi()

`mpmath.expjpi(x, **kwargs)`

Convenience function for computing $e^{i\pi x}$. Evaluation is accurate near zeros (see also `cospi()`, `sinpi()`):

```
>>> from mpmath import *
>>> mp.dps = 25; mp.pretty = True
>>> expjpi(0)
(1.0 + 0.0j)
```

(continues on next page)

(continued from previous page)

```
>>> expjpi(1)
(-1.0 + 0.0j)
>>> expjpi(0.5)
(0.0 + 1.0j)
>>> expjpi(-1)
(-1.0 + 0.0j)
>>> expjpi(j)
(0.04321391826377224977441774 + 0.0j)
>>> expjpi(1+j)
(-0.04321391826377224977441774 + 0.0j)
```

expm1()

`mpmath.expm1(x)`

Computes $e^x - 1$, accurately for small x .

Unlike the expression `exp(x) - 1`, `expm1(x)` does not suffer from potentially catastrophic cancellation:

```
>>> from mpmath import *
>>> mp.dps = 15; mp.pretty = True
>>> exp(1e-10)-1; print(expm1(1e-10))
1.000000008274037e-10
1.000000000005e-10
>>> exp(1e-20)-1; print(expm1(1e-20))
0.0
1.0e-20
>>> 1/(exp(1e-20)-1)
Traceback (most recent call last):
...
ZeroDivisionError
>>> 1/expm1(1e-20)
1.0e+20
```

Evaluation works for extremely tiny values:

```
>>> expm1(0)
0.0
>>> expm1('1e-100000000')
1.0e-100000000
```

powm1()

`mpmath.powm1(x , y)`

Computes $x^y - 1$, accurately when x^y is very close to 1.

This avoids potentially catastrophic cancellation:

```
>>> from mpmath import *
>>> mp.dps = 15; mp.pretty = True
>>> power(0.99999995, 1e-10) - 1
```

(continues on next page)

(continued from previous page)

```
0.0
>>> powm1(0.99999995, 1e-10)
-5.000000012791934e-18
```

Powers exactly equal to 1, and only those powers, yield 0 exactly:

```
>>> powm1(-j, 4)
(0.0 + 0.0j)
>>> powm1(3, 0)
0.0
>>> powm1(fadd(-1, 1e-100, exact=True), 4)
-4.0e-100
```

Evaluation works for extremely tiny y :

```
>>> powm1(2, '1e-100000')
6.93147180559945e-100001
>>> powm1(j, '1e-1000')
(-1.23370055013617e-2000 + 1.5707963267949e-1000j)
```

Logarithms

`log()`

`mpmath.log(x, b=None)`

Computes the base- b logarithm of x , $\log_b(x)$. If b is unspecified, `log()` computes the natural (base e) logarithm and is equivalent to `ln()`. In general, the base b logarithm is defined in terms of the natural logarithm as $\log_b(x) = \ln(x)/\ln(b)$.

By convention, we take $\log(0) = -\infty$.

The natural logarithm is real if $x > 0$ and complex if $x < 0$ or if x is complex. The principal branch of the complex logarithm is used, meaning that $\Im(\ln(x)) = -\pi < \arg(x) \leq \pi$.

Examples

Some basic values and limits:

```
>>> from mpmath import *
>>> mp.dps = 15; mp.pretty = True
>>> log(1)
0.0
>>> log(2)
0.693147180559945
>>> log(1000, 10)
3.0
>>> log(4, 16)
0.5
>>> log(j)
(0.0 + 1.5707963267949j)
>>> log(-1)
(0.0 + 3.14159265358979j)
>>> log(0)
```

(continues on next page)

(continued from previous page)

```
-inf
>>> log(inf)
+inf
```

The natural logarithm is the antiderivative of $1/x$:

```
>>> quad(lambda x: 1/x, [1, 5])
1.6094379124341
>>> log(5)
1.6094379124341
>>> diff(log, 10)
0.1
```

The Taylor series expansion of the natural logarithm around $x = 1$ has coefficients $(-1)^{n+1}/n$:

```
>>> nprint(taylor(log, 1, 7))
[0.0, 1.0, -0.5, 0.333333, -0.25, 0.2, -0.166667, 0.142857]
```

`log()` supports arbitrary precision evaluation:

```
>>> mp.dps = 50
>>> log(pi)
1.1447298858494001741434273513530587116472948129153
>>> log(pi, pi**3)
0.333333333333333333333333333333333333333333333333333333333333333333
>>> mp.dps = 25
>>> log(3+4j)
(1.609437912434100374600759 + 0.9272952180016122324285125j)
```

ln()

`mpmath.ln(x, **kwargs)`

Computes the base- b logarithm of x , $\log_b(x)$. If b is unspecified, `log()` computes the natural (base e) logarithm and is equivalent to `ln()`. In general, the base b logarithm is defined in terms of the natural logarithm as $\log_b(x) = \ln(x) / \ln(b)$.

By convention, we take $\log(0) = -\infty$.

The natural logarithm is real if $x > 0$ and complex if $x < 0$ or if x is complex. The principal branch of the complex logarithm is used, meaning that $\Im(\ln(x)) = -\pi < \arg(x) \leq \pi$.

Examples

Some basic values and limits:

```
>>> from mpmath import *
>>> mp.dps = 15; mp.pretty = True
>>> log(1)
0.0
>>> log(2)
0.693147180559945
>>> log(1000, 10)
3.0
```

(continues on next page)

```
>>> log(4, 16)
0.5
>>> log(j)
(0.0 + 1.5707963267949j)
>>> log(-1)
(0.0 + 3.14159265358979j)
>>> log(0)
-inf
>>> log(inf)
+inf
```

```
>>> quad(lambda x: 1/x, [1, 5])
1.6094379124341
>>> log(5)
1.6094379124341
>>> diff(log, 10)
0.1
```

```
>>> nprint(taylor(log, 1, 7))
[0.0, 1.0, -0.5, 0.333333, -0.25, 0.2, -0.166667, 0.142857]
```

[illegible]`mpmath.log10(x)`

log1p()

```
>>> from mpmath import *
>>> mp.dps = 15; mp.pretty = True
>>> log(1+1e-10); print(mp.log1p(1e-10))
1.000000008269037e-10
```

57

(continued from previous page)

```
9.9999999995e-11
>>> mp.log1p(1e-100j)
(5.0e-201 + 1.0e-100j)
>>> mp.log1p(0)
0.0
```

Lambert W function

`lambertw()`

`mpmath.lambertw(z, k=0)`

The Lambert W function $W(z)$ is defined as the inverse function of $w \exp(w)$. In other words, the value of $W(z)$ is such that $z = W(z) \exp(W(z))$ for any complex number z .

The Lambert W function is a multivalued function with infinitely many branches $W_k(z)$, indexed by $k \in \mathbb{Z}$. Each branch gives a different solution w of the equation $z = w \exp(w)$. All branches are supported by `lambertw()`:

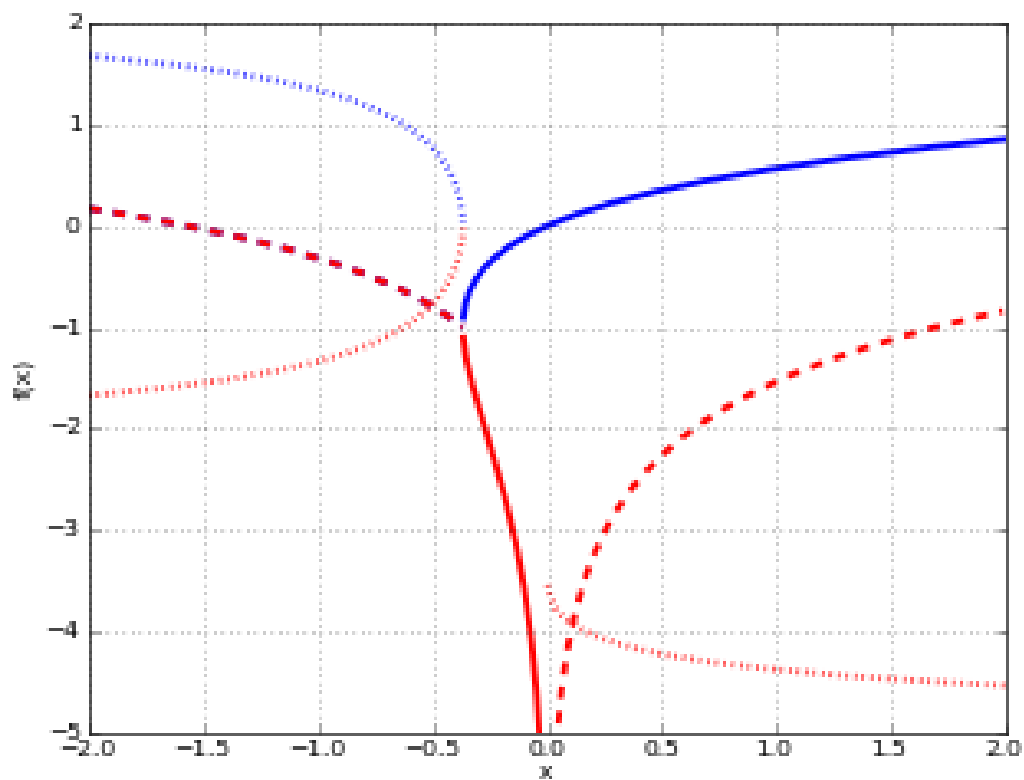
- `lambertw(z)` gives the principal solution (branch 0)
- `lambertw(z, k)` gives the solution on branch k

The Lambert W function has two partially real branches: the principal branch ($k = 0$) is real for real $z > -1/e$, and the $k = -1$ branch is real for $-1/e < z < 0$. All branches except $k = 0$ have a logarithmic singularity at $z = 0$.

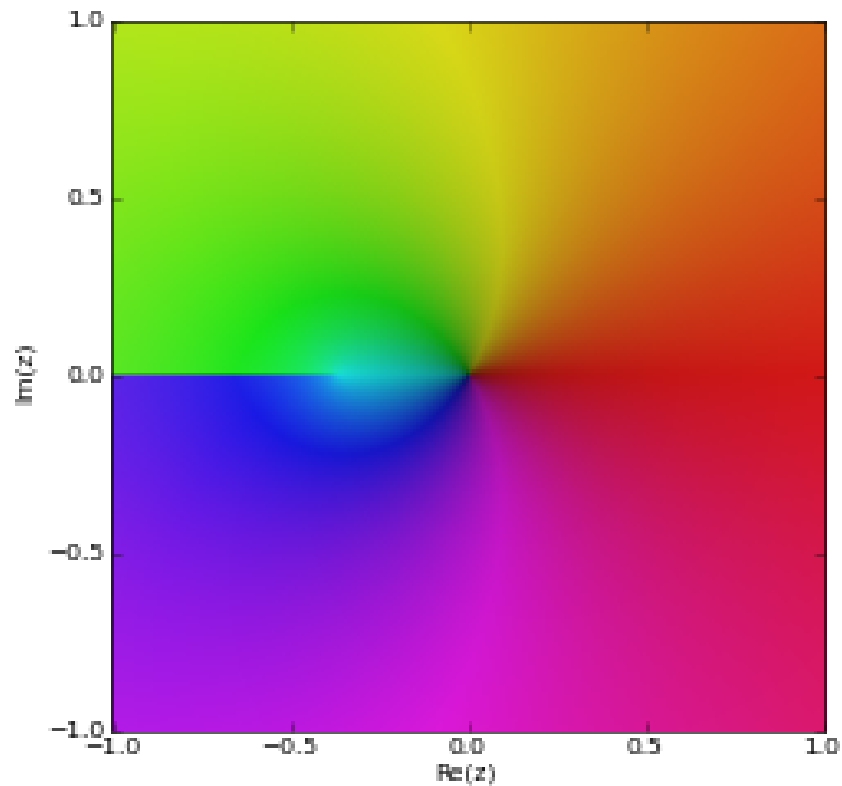
The definition, implementation and choice of branches is based on [Corless].

Plots

```
# Branches 0 and -1 of the Lambert W function
plot([lambertw, lambda x: lambertw(x,-1)], [-2,2], [-5,2], points=2000)
```



```
# Principal branch of the Lambert W function W(z)
cplot(lambertw, [-1,1], [-1,1], points=50000)
```



Basic examples

The Lambert W function is the inverse of $w \exp(w)$:

```
>>> from mpmath import *
>>> mp.dps = 25; mp.pretty = True
>>> w = lambertw(1)
>>> w
0.5671432904097838729999687
>>> w*exp(w)
1.0
```

Any branch gives a valid inverse:

```
>>> w = lambertw(1, k=3)
>>> w
(-2.853581755409037807206819 + 17.11353553941214591260783j)
>>> w = lambertw(1, k=25)
>>> w
(-5.047020464221569709378686 + 155.4763860949415867162066j)
>>> chop(w*exp(w))
1.0
```

Applications to equation-solving

The Lambert W function may be used to solve various kinds of equations, such as finding the value of the infinite power tower $z^{z^{z^{\cdots}}}$:


```
>>> def tower(z, n):
...     if n == 0:
...         return z
...     return z ** tower(z, n-1)
...
>>> tower(mpf(0.5), 100)
0.6411857445049859844862005
>>> -lambertw(-log(0.5))/log(0.5)
0.6411857445049859844862005
```

Properties

The Lambert W function grows roughly like the natural logarithm for large arguments:

```
>>> lambertw(1000); log(1000)
5.249602852401596227126056
6.907755278982137052053974
>>> lambertw(10**100); log(10**100)
224.8431064451185015393731
230.2585092994045684017991
```

The principal branch of the Lambert W function has a rational Taylor series expansion around $z = 0$:

```
>>> nprint(taylor(lambertw, 0, 6), 10)
[0.0, 1.0, -1.0, 1.5, -2.666666667, 5.208333333, -10.8]
```

Some special values and limits are:

```
>>> lambertw(0)
0.0
>>> lambertw(1)
0.5671432904097838729999687
>>> lambertw(e)
1.0
>>> lambertw(inf)
+inf
>>> lambertw(0, k=-1)
-inf
>>> lambertw(0, k=3)
-inf
>>> lambertw(inf, k=2)
(+inf + 12.56637061435917295385057j)
>>> lambertw(inf, k=3)
(+inf + 18.84955592153875943077586j)
>>> lambertw(-inf, k=3)
(+inf + 21.9911485751285526692385j)
```

The $k = 0$ and $k = -1$ branches join at $z = -1/e$ where $W(z) = -1$ for both branches. Since $-1/e$ can only be represented approximately with binary floating-point numbers, evaluating the Lambert W function at this point only gives -1 approximately:

```
>>> lambertw(-1/e, 0)
-0.9999999999998371330228251
```

(continues on next page)

(continued from previous page)

```
>>> lambertw(-1/e, -1)
-1.0000000000000000162866977175
```

If $-1/e$ happens to round in the negative direction, there might be a small imaginary part:

```
>>> mp.dps = 15
>>> lambertw(-1/e)
(-1.0 + 8.22007971483662e-9j)
>>> lambertw(-1/e+eps)
-0.999999966242188
```

References

1. [Corless]

Arithmetic-geometric mean

agm()

`mpmath.agm(a, b=1)`

`agm(a, b)` computes the arithmetic-geometric mean of a and b , defined as the limit of the following iteration:

$$\begin{aligned} a_0 &= a \\ b_0 &= b \\ a_{n+1} &= \frac{a_n + b_n}{2} \\ b_{n+1} &= \sqrt{a_n b_n} \end{aligned}$$

This function can be called with a single argument, computing $\text{agm}(a, 1) = \text{agm}(1, a)$.

Examples

It is a well-known theorem that the geometric mean of two distinct positive numbers is less than the arithmetic mean. It follows that the arithmetic-geometric mean lies between the two means:

```
>>> from mpmath import *
>>> mp.dps = 15; mp.pretty = True
>>> a = mpf(3)
>>> b = mpf(4)
>>> sqrt(a*b)
3.46410161513775
>>> agm(a,b)
3.48202767635957
>>> (a+b)/2
3.5
```

The arithmetic-geometric mean is scale-invariant:

```
>>> agm(10*e, 10*pi)
29.261085515723
>>> 10*agm(e, pi)
29.261085515723
```

As an order-of-magnitude estimate, $\text{agm}(1, x) \approx x$ for large x :

```
>>> agm(10**10)
643448704.760133
>>> agm(10**50)
1.34814309345871e+48
```

For tiny x , $\text{agm}(1, x) \approx -\pi/(2 \log(x/4))$:

```
>>> agm('0.01')
0.262166887202249
>>> -pi/2/log('0.0025')
0.262172347753122
```

The arithmetic-geometric mean can also be computed for complex numbers:

```
>>> agm(3, 2+j)
(2.51055133276184 + 0.547394054060638j)
```

The AGM iteration converges very quickly (each step doubles the number of correct digits), so `agm()` supports efficient high-precision evaluation:

```
>>> mp.dps = 10000
>>> a = agm(1, 2)
>>> str(a)[-10:]
'1679581912'
```

Mathematical relations

The arithmetic-geometric mean may be used to evaluate the following two parametric definite integrals:

$$I_1 = \int_0^\infty \frac{1}{\sqrt{(x^2 + a^2)(x^2 + b^2)}} dx$$

$$I_2 = \int_0^{\pi/2} \frac{1}{\sqrt{a^2 \cos^2(x) + b^2 \sin^2(x)}} dx$$

We have:

```
>>> mp.dps = 15
>>> a = 3
>>> b = 4
>>> f1 = lambda x: ((x**2+a**2)*(x**2+b**2))**-.5
>>> f2 = lambda x: ((a*cos(x))**2 + (b*sin(x))**2)**-.5
>>> quad(f1, [0, inf])
0.451115405388492
>>> quad(f2, [0, pi/2])
0.451115405388492
>>> pi/(2*agm(a,b))
0.451115405388492
```

A formula for $\Gamma(1/4)$:

```
>>> gamma(0.25)
3.62560990822191
>>> sqrt(2*sqrt(2*pi**3)/agm(1,sqrt(2)))
3.62560990822191
```

Possible issues

The branch cut chosen for complex a and b is somewhat arbitrary.

3.1.3 Trigonometric functions

Except where otherwise noted, the trigonometric functions take a radian angle as input and the inverse trigonometric functions return radian angles.

The ordinary trigonometric functions are single-valued functions defined everywhere in the complex plane (except at the poles of \tan , \sec , \csc , and \cot). They are defined generally via the exponential function, e.g.

$$\cos(x) = \frac{e^{ix} + e^{-ix}}{2}.$$

The inverse trigonometric functions are multivalued, thus requiring branch cuts, and are generally real-valued only on a part of the real line. Definitions and branch cuts are given in the documentation of each function. The branch cut conventions used by mpmath are essentially the same as those found in most standard mathematical software, such as Mathematica and Python's own `cmath` library (as of Python 2.6; earlier Python versions implement some functions erroneously).

Degree-radian conversion

`degrees()`

`mpmath.degrees(x)`

Converts the radian angle x to a degree angle:

```
>>> from mpmath import *
>>> mp.dps = 15; mp.pretty = True
>>> degrees(pi/3)
60.0
```

`radians()`

`mpmath.radians(x)`

Converts the degree angle x to radians:

```
>>> from mpmath import *
>>> mp.dps = 15; mp.pretty = True
>>> radians(60)
1.0471975511966
```

Trigonometric functions

cos()

`mpmath.cos(x, **kwargs)`

Computes the cosine of x , $\cos(x)$.

```
>>> from mpmath import *
>>> mp.dps = 25; mp.pretty = True
>>> cos(pi/3)
0.5
>>> cos(1000000001)
-0.9802850113244713353133243
>>> cos(2+3j)
(-4.189625690968807230132555 - 9.109227893755336597979197j)
>>> cos(inf)
nan
>>> nprint(chop(taylor(cos, 0, 6)))
[1.0, 0.0, -0.5, 0.0, 0.0416667, 0.0, -0.00138889]
```

Intervals are supported via `mpmath.iv.cos()`:

```
>>> iv.dps = 25; iv.pretty = True
>>> iv.cos([0,1])
[0.540302305868139717400936602301, 1.0]
>>> iv.cos([0,2])
[-0.41614683654714238699756823214, 1.0]
```

sin()

`mpmath.sin(x, **kwargs)`

Computes the sine of x , $\sin(x)$.

```
>>> from mpmath import *
>>> mp.dps = 25; mp.pretty = True
>>> sin(pi/3)
0.8660254037844386467637232
>>> sin(1000000001)
0.1975887055794968911438743
>>> sin(2+3j)
(9.1544991469114295734673 - 4.168906959966564350754813j)
>>> sin(inf)
nan
>>> nprint(chop(taylor(sin, 0, 6)))
[0.0, 1.0, 0.0, -0.166667, 0.0, 0.00833333, 0.0]
```

Intervals are supported via `mpmath.iv.sin()`:

```
>>> iv.dps = 25; iv.pretty = True
>>> iv.sin([0,1])
[0.0, 0.841470984807896506652502331201]
```

(continues on next page)

(continued from previous page)

```
>>> iv.sin([0,2])
[0.0, 1.0]
```

tan()

mpmath.tan(*x*, ***kwargs*)

Computes the tangent of x , $\tan(x) = \frac{\sin(x)}{\cos(x)}$. The tangent function is singular at $x = (n + 1/2)\pi$, but **tan**(*x*) always returns a finite result since $(n + 1/2)\pi$ cannot be represented exactly using floating-point arithmetic.

```
>>> from mpmath import *
>>> mp.dps = 25; mp.pretty = True
>>> tan(pi/3)
1.732050807568877293527446
>>> tan(1000000001)
-0.2015625081449864533091058
>>> tan(2+3j)
(-0.003764025641504248292751221 + 1.003238627353609801446359j)
>>> tan(inf)
nan
>>> nprint(chop(taylor(tan, 0, 6)))
[0.0, 1.0, 0.0, 0.333333, 0.0, 0.133333, 0.0]
```

Intervals are supported via **mpmath.iv.tan**():

```
>>> iv.dps = 25; iv.pretty = True
>>> iv.tan([0,1])
[0.0, 1.55740772465490223050697482944]
>>> iv.tan([0,2]) # Interval includes a singularity
[-inf, +inf]
```

sec()

mpmath.sec(*x*)

Computes the secant of x , $\sec(x) = \frac{1}{\cos(x)}$. The secant function is singular at $x = (n + 1/2)\pi$, but **sec**(*x*) always returns a finite result since $(n + 1/2)\pi$ cannot be represented exactly using floating-point arithmetic.

```
>>> from mpmath import *
>>> mp.dps = 25; mp.pretty = True
>>> sec(pi/3)
2.0
>>> sec(1000000001)
-1.184723164360392819100265
>>> sec(2+3j)
(-0.04167496441114427004834991 + 0.0906111371962375965296612j)
>>> sec(inf)
nan
>>> nprint(chop(taylor(sec, 0, 6)))
[1.0, 0.0, 0.5, 0.0, 0.208333, 0.0, 0.0847222]
```

Intervals are supported via `mpmath.iv.sec()`:

```
>>> iv.dps = 25; iv.pretty = True
>>> iv.sec([0,1])
[1.0, 1.85081571768092561791175326276]
>>> iv.sec([0,2]) # Interval includes a singularity
[-inf, +inf]
```

csc()

`mpmath.csc(x)`

Computes the cosecant of x , $\text{csc}(x) = \frac{1}{\sin(x)}$. This cosecant function is singular at $x = n\pi$, but with the exception of the point $x = 0$, `csc(x)` returns a finite result since $n\pi$ cannot be represented exactly using floating-point arithmetic.

```
>>> from mpmath import *
>>> mp.dps = 25; mp.pretty = True
>>> csc(pi/3)
1.154700538379251529018298
>>> csc(100000001)
-1.864910497503629858938891
>>> csc(2+3j)
(0.09047320975320743980579048 + 0.04120098628857412646300981j)
>>> csc(inf)
nan
```

Intervals are supported via `mpmath.iv.csc()`:

```
>>> iv.dps = 25; iv.pretty = True
>>> iv.csc([0,1]) # Interval includes a singularity
[1.18839510577812121626159943988, +inf]
>>> iv.csc([0,2])
[1.0, +inf]
```

cot()

`mpmath.cot(x)`

Computes the cotangent of x , $\text{cot}(x) = \frac{1}{\tan(x)} = \frac{\cos(x)}{\sin(x)}$. This cotangent function is singular at $x = n\pi$, but with the exception of the point $x = 0$, `cot(x)` returns a finite result since $n\pi$ cannot be represented exactly using floating-point arithmetic.

```
>>> from mpmath import *
>>> mp.dps = 25; mp.pretty = True
>>> cot(pi/3)
0.5773502691896257645091488
>>> cot(100000001)
1.574131876209625656003562
>>> cot(2+3j)
(-0.003739710376336956660117409 - 0.9967577965693583104609688j)
>>> cot(inf)
nan
```

Intervals are supported via `mpmath.iv.cot()`:

```
>>> iv.dps = 25; iv.pretty = True
>>> iv.cot([0,1]) # Interval includes a singularity
[0.642092615934330703006419974862, +inf]
>>> iv.cot([1,2])
[-inf, +inf]
```

Trigonometric functions with modified argument

`cospi()`

`mpmath.cospi(x, **kwargs)`

Computes the <no doc> of x

`sinpi()`

`mpmath.sinpi(x, **kwargs)`

Computes the <no doc> of x

Inverse trigonometric functions

`acos()`

`mpmath.acos(x, **kwargs)`

Computes the inverse cosine or arccosine of x , $\cos^{-1}(x)$. Since $-1 \leq \cos(x) \leq 1$ for real x , the inverse cosine is real-valued only for $-1 \leq x \leq 1$. On this interval, `acos()` is defined to be a monotonically decreasing function assuming values between $+\pi$ and 0.

Basic values are:

```
>>> from mpmath import *
>>> mp.dps = 25; mp.pretty = True
>>> acos(-1)
3.141592653589793238462643
>>> acos(0)
1.570796326794896619231322
>>> acos(1)
0.0
>>> nprint(chop(taylor(acos, 0, 6)))
[1.5708, -1.0, 0.0, -0.166667, 0.0, -0.075, 0.0]
```

`acos()` is defined so as to be a proper inverse function of $\cos(\theta)$ for $0 \leq \theta < \pi$. We have $\cos(\cos^{-1}(x)) = x$ for all x , but $\cos^{-1}(\cos(x)) = x$ only for $0 \leq \Re[x] < \pi$:

```
>>> for x in [1, 10, -1, 2+3j, 10+3j]:
...     print("%s %s" % (cos(acos(x)), acos(cos(x))))
...
1.0 1.0
(10.0 + 0.0j) 2.566370614359172953850574
```

(continues on next page)

(continued from previous page)

```
-1.0 1.0
(2.0 + 3.0j) (2.0 + 3.0j)
(10.0 + 3.0j) (2.566370614359172953850574 - 3.0j)
```

The inverse cosine has two branch points: $x = \pm 1$. `acos()` places the branch cuts along the line segments $(-\infty, -1)$ and $(+1, +\infty)$. In general,

$$\cos^{-1}(x) = \frac{\pi}{2} + i \log \left(ix + \sqrt{1 - x^2} \right)$$

where the principal-branch log and square root are implied.

asin()

`mpmath.asin(x, **kwargs)`

Computes the inverse sine or arcsine of x , $\sin^{-1}(x)$. Since $-1 \leq \sin(x) \leq 1$ for real x , the inverse sine is real-valued only for $-1 \leq x \leq 1$. On this interval, it is defined to be a monotonically increasing function assuming values between $-\pi/2$ and $\pi/2$.

Basic values are:

```
>>> from mpmath import *
>>> mp.dps = 25; mp.pretty = True
>>> asin(-1)
-1.570796326794896619231322
>>> asin(0)
0.0
>>> asin(1)
1.570796326794896619231322
>>> nprint(chop(taylor(asin, 0, 6)))
[0.0, 1.0, 0.0, 0.166667, 0.0, 0.075, 0.0]
```

`asin()` is defined so as to be a proper inverse function of $\sin(\theta)$ for $-\pi/2 < \theta < \pi/2$. We have $\sin(\sin^{-1}(x)) = x$ for all x , but $\sin^{-1}(\sin(x)) = x$ only for $-\pi/2 < \Re[x] < \pi/2$:

```
>>> for x in [1, 10, -1, 1+3j, -2+3j]:
...     print("%s %s" % (chop(sin(asin(x))), asin(sin(x))))
...
1.0 1.0
10.0 -0.5752220392306202846120698
-1.0 -1.0
(1.0 + 3.0j) (1.0 + 3.0j)
(-2.0 + 3.0j) (-1.141592653589793238462643 - 3.0j)
```

The inverse sine has two branch points: $x = \pm 1$. `asin()` places the branch cuts along the line segments $(-\infty, -1)$ and $(+1, +\infty)$. In general,

$$\sin^{-1}(x) = -i \log \left(ix + \sqrt{1 - x^2} \right)$$

where the principal-branch log and square root are implied.

Computes the inverse tangent or arctangent of x , $\tan^{-1}(x)$. This is a real-valued function for all real x , with range $(-\pi/2, \pi/2)$.

```
>>> from mpmath import *
>>> mp.dps = 25; mp.pretty = True
>>> atan(-inf)
-1.570796326794896619231322
>>> atan(-1)
-0.7853981633974483096156609
>>> atan(0)
0.0
>>> atan(1)
0.7853981633974483096156609
>>> atan(inf)
1.570796326794896619231322
>>> nprint(chop(taylor(atan, 0, 6)))
[0.0, 1.0, 0.0, -0.333333, 0.0, 0.2, 0.0]
```

$\text{atan}()$ is defined so as to be a proper inverse function of $\tan(\theta)$ for $-\pi/2 < \theta < \pi/2$. We have $\tan(\tan^{-1}(x)) = x$ for all x , but $\tan^{-1}(\tan(x)) = x$ only for $-\pi/2 < \Re[x] < \pi/2$:

[illegible]
$$\tan^{-1}(x) = \frac{i}{2} (\log(1 - ix) - \log(1 + ix))$$

Chapter 3. Advanced mathematics

atan2()`mpmath.atan2(y, x)`**asec()**`mpmath.asec(x)`

Computes the inverse secant of x , $\sec^{-1}(x) = \cos^{-1}(1/x)$.

acsc()`mpmath.acsc(x)`

Computes the inverse cosecant of x , $\csc^{-1}(x) = \sin^{-1}(1/x)$.

acot()`mpmath.acot(x)`

Computes the inverse cotangent of x , $\cot^{-1}(x) = \tan^{-1}(1/x)$.

Sinc function**sinc()**`mpmath.sinc(x)`

`sinc(x)` computes the unnormalized sinc function, defined as

$$\text{sinc}(x) = \begin{cases} \sin(x)/x, & \text{if } x \neq 0 \\ 1, & \text{if } x = 0. \end{cases}$$

See [`sincpi\(\)`](#) for the normalized sinc function.

Simple values and limits include:

```
>>> from mpmath import *
>>> mp.dps = 15; mp.pretty = True
>>> sinc(0)
1.0
>>> sinc(1)
0.841470984807897
>>> sinc(inf)
0.0
```

The integral of the sinc function is the sine integral Si:

```
>>> quad(sinc, [0, 1])
0.946083070367183
>>> si(1)
0.946083070367183
```

sincpi()

`mpmath.sincpi(x)`

`sincpi(x)` computes the normalized sinc function, defined as

$$\operatorname{sinc}_{\pi}(x) = \begin{cases} \sin(\pi x)/(\pi x), & \text{if } x \neq 0 \\ 1, & \text{if } x = 0. \end{cases}$$

Equivalently, we have $\operatorname{sinc}_{\pi}(x) = \operatorname{sinc}(\pi x)$.

The normalization entails that the function integrates to unity over the entire real line:

```
>>> from mpmath import *
>>> mp.dps = 15; mp.pretty = True
>>> quadosc(sincpi, [-inf, inf], period=2.0)
1.0
```

Like, `sinpi()`, `sincpi()` is evaluated accurately at its roots:

```
>>> sincpi(10)
0.0
```

3.1.4 Hyperbolic functions

Hyperbolic functions

cosh()

`mpmath.cosh(x, **kwargs)`

Computes the hyperbolic cosine of x , $\cosh(x) = (e^x + e^{-x})/2$. Values and limits include:

```
>>> from mpmath import *
>>> mp.dps = 25; mp.pretty = True
>>> cosh(0)
1.0
>>> cosh(1)
1.543080634815243778477906
>>> cosh(-inf), cosh(+inf)
(+inf, +inf)
```

The hyperbolic cosine is an even, convex function with a global minimum at $x = 0$, having a Maclaurin series that starts:

```
>>> nprint(chop(taylor(cosh, 0, 5)))
[1.0, 0.0, 0.5, 0.0, 0.0416667, 0.0]
```

Generalized to complex numbers, the hyperbolic cosine is equivalent to a cosine with the argument rotated in the imaginary direction, or $\cosh x = \cos ix$:

```
>>> cosh(2+3j)
(-3.724545504915322565473971 + 0.5118225699873846088344638j)
>>> cos(3-2j)
(-3.724545504915322565473971 + 0.5118225699873846088344638j)
```

sinh()

`mpmath.sinh(x, **kwargs)`

Computes the hyperbolic sine of x , $\sinh(x) = (e^x - e^{-x})/2$. Values and limits include:

```
>>> from mpmath import *
>>> mp.dps = 25; mp.pretty = True
>>> sinh(0)
0.0
>>> sinh(1)
1.175201193643801456882382
>>> sinh(-inf), sinh(+inf)
(-inf, +inf)
```

The hyperbolic sine is an odd function, with a Maclaurin series that starts:

```
>>> nprint(chop(taylor(sinh, 0, 5)))
[0.0, 1.0, 0.0, 0.166667, 0.0, 0.00833333]
```

Generalized to complex numbers, the hyperbolic sine is essentially a sine with a rotation i applied to the argument; more precisely, $\sinh x = -i \sin ix$:

```
>>> sinh(2+3j)
(-3.590564589985779952012565 + 0.5309210862485198052670401j)
>>> j*sin(3-2j)
(-3.590564589985779952012565 + 0.5309210862485198052670401j)
```

tanh()

`mpmath.tanh(x, **kwargs)`

Computes the hyperbolic tangent of x , $\tanh(x) = \sinh(x)/\cosh(x)$. Values and limits include:

```
>>> from mpmath import *
>>> mp.dps = 25; mp.pretty = True
>>> tanh(0)
0.0
>>> tanh(1)
0.7615941559557648881194583
>>> tanh(-inf), tanh(inf)
(-1.0, 1.0)
```

The hyperbolic tangent is an odd, sigmoidal function, similar to the inverse tangent and error function. Its Maclaurin series is:

```
>>> nprint(chop(taylor(tanh, 0, 5)))
[0.0, 1.0, 0.0, -0.333333, 0.0, 0.133333]
```

Generalized to complex numbers, the hyperbolic tangent is essentially a tangent with a rotation i applied to the argument; more precisely, $\tanh x = -i \tan ix$:

```
>>> tanh(2+3j)
(0.9653858790221331242784803 - 0.009884375038322493720314034j)
```

(continues on next page)

(continued from previous page)

```
>>> j*tan(3-2j)
(0.9653858790221331242784803 - 0.009884375038322493720314034j)
```

sech()

`mpmath.sech(x)`

Computes the hyperbolic secant of x , $\operatorname{sech}(x) = \frac{1}{\cosh(x)}$.

csch()

`mpmath.csch(x)`

Computes the hyperbolic cosecant of x , $\operatorname{csch}(x) = \frac{1}{\sinh(x)}$.

coth()

`mpmath.coth(x)`

Computes the hyperbolic cotangent of x , $\operatorname{coth}(x) = \frac{\cosh(x)}{\sinh(x)}$.

Inverse hyperbolic functions

acosh()

`mpmath.acosh(x, **kwargs)`

Computes the inverse hyperbolic cosine of x , $\cosh^{-1}(x) = \log(x + \sqrt{x+1}\sqrt{x-1})$.

asinh()

`mpmath.asinh(x, **kwargs)`

Computes the inverse hyperbolic sine of x , $\sinh^{-1}(x) = \log(x + \sqrt{1+x^2})$.

atanh()

`mpmath.atanh(x, **kwargs)`

Computes the inverse hyperbolic tangent of x , $\tanh^{-1}(x) = \frac{1}{2} (\log(1+x) - \log(1-x))$.

asech()`mpmath.asech(x)`

Computes the inverse hyperbolic secant of x , $\operatorname{sech}^{-1}(x) = \cosh^{-1}(1/x)$.

acsch()`mpmath.acsch(x)`

Computes the inverse hyperbolic cosecant of x , $\operatorname{csch}^{-1}(x) = \sinh^{-1}(1/x)$.

acoth()`mpmath.acoth(x)`

Computes the inverse hyperbolic cotangent of x , $\operatorname{coth}^{-1}(x) = \tanh^{-1}(1/x)$.

3.1.5 Signal functions

The functions in this section describe non-sinusoidal waveforms, which are often used in signal processing and electronics.

Square wave signal

squarew()`mpmath.squarew(t, amplitude=1, period=1)`

Computes the square wave function using the definition:

$$x(t) = A(-1)^{\lfloor 2t/P \rfloor}$$

where P is the period of the wave and A is the amplitude.

Examples

Square wave with period = 2, amplitude = 1

```
>>> from mpmath import *
>>> mp.dps = 25; mp.pretty = True
>>> squarew(0,1,2)
1.0
>>> squarew(0.5,1,2)
1.0
>>> squarew(1,1,2)
-1.0
>>> squarew(1.5,1,2)
-1.0
>>> squarew(2,1,2)
1.0
```

Triangle wave signal

trianglew()

`mpmath.trianglew(t, amplitude=1, period=1)`

Computes the triangle wave function using the definition:

$$x(t) = 2A \left(\frac{1}{2} - \left| 1 - 2 \operatorname{frac} \left(\frac{x}{P} + \frac{1}{4} \right) \right| \right)$$

where $\operatorname{frac} \left(\frac{t}{T} \right) = \frac{t}{T} - \left\lfloor \frac{t}{T} \right\rfloor$, P is the period of the wave, and A is the amplitude.

Examples

Triangle wave with period = 2, amplitude = 1

```
>>> from mpmath import *
>>> mp.dps = 25; mp.pretty = True
>>> trianglew(0,1,2)
0.0
>>> trianglew(0.25,1,2)
0.5
>>> trianglew(0.5,1,2)
1.0
>>> trianglew(1,1,2)
0.0
>>> trianglew(1.5,1,2)
-1.0
>>> trianglew(2,1,2)
0.0
```

Sawtooth wave signal

sawtoothw()

`mpmath.sawtoothw(t, amplitude=1, period=1)`

Computes the sawtooth wave function using the definition:

$$x(t) = A \operatorname{frac} \left(\frac{t}{T} \right)$$

where $\operatorname{frac} \left(\frac{t}{T} \right) = \frac{t}{T} - \left\lfloor \frac{t}{T} \right\rfloor$, P is the period of the wave, and A is the amplitude.

Examples

Sawtooth wave with period = 2, amplitude = 1

```
>>> from mpmath import *
>>> mp.dps = 25; mp.pretty = True
>>> sawtoothw(0,1,2)
0.0
>>> sawtoothw(0.5,1,2)
0.25
>>> sawtoothw(1,1,2)
```

(continues on next page)

(continued from previous page)

```

0.5
>>> sawtoothw(1.5,1,2)
0.75
>>> sawtoothw(2,1,2)
0.0

```

Unit triangle signal

unit_triangle()

`mpmath.unit_triangle(t, amplitude=1)`

Computes the unit triangle using the definition:

$$x(t) = A(-|t| + 1)$$

where A is the amplitude.

Examples

Unit triangle with amplitude = 1

```

>>> from mpmath import *
>>> mp.dps = 25; mp.pretty = True
>>> unit_triangle(-1,1)
0.0
>>> unit_triangle(-0.5,1)
0.5
>>> unit_triangle(0,1)
1.0
>>> unit_triangle(0.5,1)
0.5
>>> unit_triangle(1,1)
0.0

```

Sigmoid wave signal

sigmoid()

`mpmath.sigmoid(t, amplitude=1)`

Computes the sigmoid function using the definition:

$$x(t) = \frac{A}{1 + e^{-t}}$$

where A is the amplitude.

Examples

Sigmoid function with amplitude = 1

```

>>> from mpmath import *
>>> mp.dps = 25; mp.pretty = True
>>> sigmoid(-1,1)
0.2689414213699951207488408
>>> sigmoid(-0.5,1)
0.3775406687981454353610994
>>> sigmoid(0,1)
0.5
>>> sigmoid(0.5,1)
0.6224593312018545646389006
>>> sigmoid(1,1)
0.7310585786300048792511592

```

3.1.6 Factorials and gamma functions

Factorials and factorial-like sums and products are basic tools of combinatorics and number theory. Much like the exponential function is fundamental to differential equations and analysis in general, the factorial function (and its extension to complex numbers, the gamma function) is fundamental to difference equations and functional equations.

A large selection of factorial-like functions is implemented in mpmath. All functions support complex arguments, and arguments may be arbitrarily large. Results are numerical approximations, so to compute *exact* values a high enough precision must be set manually:

```

>>> from mpmath import mp, fac
>>> mp.dps = 15; mp.pretty = True
>>> fac(100)
9.33262154439442e+157
>>> print(int(_))      # most digits are wrong
9332621544394415096564670479595388257840097037318409883101288954058222723857043129506611308928832727782
>>> mp.dps = 160
>>> fac(100)
9332621544394415268169923885626670049071596826438162146859296389521759999322991560894146397615651828625
↪ 0

```

The gamma and polygamma functions are closely related to *Zeta functions*, *L-series* and *polylogarithms*. See also *q-functions* for q-analogs of factorial-like functions.

Factorials

factorial()/fac()

`mpmath.factorial(x, **kwargs)`

Computes the factorial, $x!$. For integers $n \geq 0$, we have $n! = 1 \cdot 2 \cdots (n-1) \cdot n$ and more generally the factorial is defined for real or complex x by $x! = \Gamma(x+1)$.

Examples

Basic values and limits:

```

>>> from mpmath import *
>>> mp.dps = 15; mp.pretty = True
>>> for k in range(6):

```

(continues on next page)

(continued from previous page)

```

...     print("%s %s" % (k, fac(k)))
...
0 1.0
1 1.0
2 2.0
3 6.0
4 24.0
5 120.0
>>> fac(1000)
+inf
>>> fac(0.5), sqrt(pi)/2
(0.886226925452758, 0.886226925452758)

```

For large positive x , $x!$ can be approximated by Stirling's formula:

```

>>> x = 10**10
>>> fac(x)
2.32579620567308e+95657055186
>>> sqrt(2*pi*x)*(x/e)**x
2.32579597597705e+95657055186

```

`fac()` supports evaluation for astronomically large values:

```

>>> fac(10**30)
6.22311232304258e+29565705518096748172348871081098

```

Reciprocal factorials appear in the Taylor series of the exponential function (among many other contexts):

```

>>> nsum(lambda k: 1/fac(k), [0, inf]), exp(1)
(2.71828182845905, 2.71828182845905)
>>> nsum(lambda k: pi**k/fac(k), [0, inf]), exp(pi)
(23.1406926327793, 23.1406926327793)

```

fac2()

`mpmath.fac2(x)`

Computes the double factorial $x!!$, defined for integers $x > 0$ by

$$x!! = \begin{cases} 1 \cdot 3 \cdots (x-2) \cdot x & x \text{ odd} \\ 2 \cdot 4 \cdots (x-2) \cdot x & x \text{ even} \end{cases}$$

and more generally by [1]

$$x!! = 2^{x/2} \left(\frac{\pi}{2}\right)^{(\cos(\pi x)-1)/4} \Gamma\left(\frac{x}{2} + 1\right).$$

Examples

The integer sequence of double factorials begins:

```

>>> from mpmath import *
>>> mp.dps = 15; mp.pretty = True
>>> nprint([fac2(n) for n in range(10)])
[1.0, 1.0, 2.0, 3.0, 8.0, 15.0, 48.0, 105.0, 384.0, 945.0]

```

For large x , double factorials follow a Stirling-like asymptotic approximation:

```
>>> x = mpf(10000)
>>> fac2(x)
5.97272691416282e+17830
>>> sqrt(pi)*x**((x+1)/2)*exp(-x/2)
5.97262736954392e+17830
```

The recurrence formula $x!! = x(x-2)!!$ can be reversed to define the double factorial of negative odd integers (but not negative even integers):

```
>>> fac2(-1), fac2(-3), fac2(-5), fac2(-7)
(1.0, -1.0, 0.333333333333333, -0.0666666666666667)
>>> fac2(-2)
Traceback (most recent call last):
...
ValueError: gamma function pole
```

With the exception of the poles at negative even integers, `fac2()` supports evaluation for arbitrary complex arguments. The recurrence formula is valid generally:

```
>>> fac2(pi+2j)
(-1.3697207890154e-12 + 3.93665300979176e-12j)
>>> (pi+2j)*fac2(pi-2+2j)
(-1.3697207890154e-12 + 3.93665300979176e-12j)
```

Double factorials should not be confused with nested factorials, which are immensely larger:

```
>>> fac(fac(20))
5.13805976125208e+43675043585825292774
>>> fac2(20)
3715891200.0
```

Double factorials appear, among other things, in series expansions of Gaussian functions and the error function. Infinite series include:

```
>>> nsum(lambda k: 1/fac2(k), [0, inf])
3.05940740534258
>>> sqrt(e)*(1+sqrt(pi/2)*erf(sqrt(2)/2))
3.05940740534258
>>> nsum(lambda k: 2**k/fac2(2*k-1), [1, inf])
4.06015693855741
>>> e * erf(1) * sqrt(pi)
4.06015693855741
```

A beautiful Ramanujan sum:

```
>>> nsum(lambda k: (-1)**k*(fac2(2*k-1)/fac2(2*k))**3, [0, inf])
0.90917279454693
>>> (gamma('9/8')/gamma('5/4')/gamma('7/8'))**2
0.90917279454693
```

References

1. <http://functions.wolfram.com/GammaBetaErf/Factorial2/27/01/0002/>

2. <http://mathworld.wolfram.com/DoubleFactorial.html>

Binomial coefficients

`binomial()`

`mpmath.binomial(n, k)`

Computes the binomial coefficient

$$\binom{n}{k} = \frac{n!}{k!(n-k)!}.$$

The binomial coefficient gives the number of ways that k items can be chosen from a set of n items. More generally, the binomial coefficient is a well-defined function of arbitrary real or complex n and k , via the gamma function.

Examples

Generate Pascal's triangle:

```
>>> from mpmath import *
>>> mp.dps = 15; mp.pretty = True
>>> for n in range(5):
...     nprint([binomial(n,k) for k in range(n+1)])
...
[1.0]
[1.0, 1.0]
[1.0, 2.0, 1.0]
[1.0, 3.0, 3.0, 1.0]
[1.0, 4.0, 6.0, 4.0, 1.0]
```

There is 1 way to select 0 items from the empty set, and 0 ways to select 1 item from the empty set:

```
>>> binomial(0, 0)
1.0
>>> binomial(0, 1)
0.0
```

`binomial()` supports large arguments:

```
>>> binomial(10**20, 10**20-5)
8.33333333333333e+97
>>> binomial(10**20, 10**10)
2.60784095465201e+104342944813
```

Nonintegral binomial coefficients find use in series expansions:

```
>>> nprint(taylor(lambda x: (1+x)**0.25, 0, 4))
[1.0, 0.25, -0.09375, 0.0546875, -0.0375977]
>>> nprint([binomial(0.25, k) for k in range(5)])
[1.0, 0.25, -0.09375, 0.0546875, -0.0375977]
```

An integral representation:

```
>>> n, k = 5, 3
>>> f = lambda t: exp(-j*k*t)*(1+exp(j*t))**n
>>> chop(quad(f, [-pi,pi])/(2*pi))
10.0
>>> binomial(n,k)
10.0
```

Gamma function

`gamma()`

`mpmath.gamma(x, **kwargs)`

Computes the gamma function, $\Gamma(x)$. The gamma function is a shifted version of the ordinary factorial, satisfying $\Gamma(n) = (n-1)!$ for integers $n > 0$. More generally, it is defined by

$$\Gamma(x) = \int_0^{\infty} t^{x-1} e^{-t} dt$$

for any real or complex x with $\Re(x) > 0$ and for $\Re(x) < 0$ by analytic continuation.

Examples

Basic values and limits:

```
>>> from mpmath import *
>>> mp.dps = 15; mp.pretty = True
>>> for k in range(1, 6):
...     print("%s %s" % (k, gamma(k)))
...
1 1.0
2 1.0
3 2.0
4 6.0
5 24.0
>>> gamma(inf)
+inf
>>> gamma(0)
Traceback (most recent call last):
...
ValueError: gamma function pole
```

The gamma function of a half-integer is a rational multiple of $\sqrt{\pi}$:

```
>>> gamma(0.5), sqrt(pi)
(1.77245385090552, 1.77245385090552)
>>> gamma(1.5), sqrt(pi)/2
(0.886226925452758, 0.886226925452758)
```

We can check the integral definition:

```
>>> gamma(3.5)
3.32335097044784
>>> quad(lambda t: t**2.5*exp(-t), [0,inf])
3.32335097044784
```

`gamma()` supports arbitrary-precision evaluation and complex arguments:

```
>>> mp.dps = 50
>>> gamma(sqrt(3))
0.91510229697308632046045539308226554038315280564184
>>> mp.dps = 25
>>> gamma(2j)
(0.009902440080927490985955066 - 0.07595200133501806872408048j)
```

Arguments can also be large. Note that the gamma function grows very quickly:

```
>>> mp.dps = 15
>>> gamma(10**20)
1.9328495143101e+1956570551809674817225
```

References

- [Spouge]

rgamma()

`mpmath.rgamma(x, **kwargs)`

Computes the reciprocal of the gamma function, $1/\Gamma(z)$. This function evaluates to zero at the poles of the gamma function, $z = 0, -1, -2, \dots$

Examples

Basic examples:

```
>>> from mpmath import *
>>> mp.dps = 25; mp.pretty = True
>>> rgamma(1)
1.0
>>> rgamma(4)
0.166666666666666666666666667
>>> rgamma(0); rgamma(-1)
0.0
0.0
>>> rgamma(1000)
2.485168143266784862783596e-2565
>>> rgamma(inf)
0.0
```

A definite integral that can be evaluated in terms of elementary integrals:

```
>>> quad(rgamma, [0,inf])
2.807770242028519365221501
>>> e + quad(lambda t: exp(-t)/(pi**2+log(t)**2), [0,inf])
2.807770242028519365221501
```

gammaprod()

`mpmath.gammaprod(a, b)`

Given iterables a and b , `gammaprod(a, b)` computes the product / quotient of gamma functions:

$$\frac{\Gamma(a_0)\Gamma(a_1)\cdots\Gamma(a_p)}{\Gamma(b_0)\Gamma(b_1)\cdots\Gamma(b_q)}$$

Unlike direct calls to `gamma()`, `gammaprod()` considers the entire product as a limit and evaluates this limit properly if any of the numerator or denominator arguments are nonpositive integers such that poles of the gamma function are encountered. That is, `gammaprod()` evaluates

$$\lim_{\epsilon \rightarrow 0} \frac{\Gamma(a_0 + \epsilon)\Gamma(a_1 + \epsilon)\cdots\Gamma(a_p + \epsilon)}{\Gamma(b_0 + \epsilon)\Gamma(b_1 + \epsilon)\cdots\Gamma(b_q + \epsilon)}$$

In particular:

- If there are equally many poles in the numerator and the denominator, the limit is a rational number times the remaining, regular part of the product.
- If there are more poles in the numerator, `gammaprod()` returns `+inf`.
- If there are more poles in the denominator, `gammaprod()` returns 0.

Examples

The reciprocal gamma function $1/\Gamma(x)$ evaluated at $x = 0$:

```
>>> from mpmath import *
>>> mp.dps = 15
>>> gammaprod([], [0])
0.0
```

A limit:

```
>>> gammaprod([-4], [-3])
-0.25
>>> limit(lambda x: gamma(x-1)/gamma(x), -3, direction=1)
-0.25
>>> limit(lambda x: gamma(x-1)/gamma(x), -3, direction=-1)
-0.25
```

loggamma()

`mpmath.loggamma(x)`

Computes the principal branch of the log-gamma function, $\ln \Gamma(z)$. Unlike $\ln(\Gamma(z))$, which has infinitely many complex branch cuts, the principal log-gamma function only has a single branch cut along the negative half-axis. The principal branch continuously matches the asymptotic Stirling expansion

$$\ln \Gamma(z) \sim \frac{\ln(2\pi)}{2} + \left(z - \frac{1}{2}\right) \ln(z) - z + O(z^{-1}).$$

The real parts of both functions agree, but their imaginary parts generally differ by $2n\pi$ for some $n \in \mathbb{Z}$. They coincide for $z \in \mathbb{R}, z > 0$.

Computationally, it is advantageous to use `loggamma()` instead of `gamma()` for extremely large arguments.

Examples

Comparing with $\ln(\Gamma(z))$:


```

>>> from mpmath import *
>>> mp.dps = 25; mp.pretty = True
>>> loggamma('13.2'); log(gamma('13.2'))
20.49400419456603678498394
20.49400419456603678498394
>>> loggamma(3+4j)
(-1.756626784603784110530604 + 4.742664438034657928194889j)
>>> log(gamma(3+4j))
(-1.756626784603784110530604 - 1.540520869144928548730397j)
>>> log(gamma(3+4j)) + 2*pi*j
(-1.756626784603784110530604 + 4.742664438034657928194889j)

```

Note the imaginary parts for negative arguments:

```

>>> loggamma(-0.5); loggamma(-1.5); loggamma(-2.5)
(1.265512123484645396488946 - 3.141592653589793238462643j)
(0.8600470153764810145109327 - 6.283185307179586476925287j)
(-0.05624371649767405067259453 - 9.42477796076937971538793j)

```

Some special values:

```

>>> loggamma(1); loggamma(2)
0.0
0.0
>>> loggamma(3); +ln2
0.6931471805599453094172321
0.6931471805599453094172321
>>> loggamma(3.5); log(15*sqrt(pi)/8)
1.200973602347074224816022
1.200973602347074224816022
>>> loggamma(inf)
+inf

```

Huge arguments are permitted:

```

>>> loggamma('1e30')
6.807755278982137052053974e+31
>>> loggamma('1e300')
6.897755278982137052053974e+302
>>> loggamma('1e3000')
6.906755278982137052053974e+3003
>>> loggamma('1e10000000000000000000000000000')
2.302585092994045684007991e+10000000000000000000000000000
>>> loggamma('1e30j')
(-1.570796326794896619231322e+30 + 6.807755278982137052053974e+31j)
>>> loggamma('1e300j')
(-1.570796326794896619231322e+300 + 6.897755278982137052053974e+302j)
>>> loggamma('1e3000j')
(-1.570796326794896619231322e+3000 + 6.906755278982137052053974e+3003j)

```

The log-gamma function can be integrated analytically on any interval of unit length:

```

>>> z = 0
>>> quad(loggamma, [z,z+1]); log(2*pi)/2

```

(continues on next page)

(continued from previous page)

```

0.9189385332046727417803297
0.9189385332046727417803297
>>> z = 3+4j
>>> quad(loggamma, [z,z+1]); (log(z)-1)*z + log(2*pi)/2
(-0.9619286014994750641314421 + 5.219637303741238195688575j)
(-0.9619286014994750641314421 + 5.219637303741238195688575j)

```

The derivatives of the log-gamma function are given by the polygamma function (`psi()`):

```

>>> diff(loggamma, -4+3j); psi(0, -4+3j)
(1.688493531222971393607153 + 2.554898911356806978892748j)
(1.688493531222971393607153 + 2.554898911356806978892748j)
>>> diff(loggamma, -4+3j, 2); psi(1, -4+3j)
(-0.1539414829219882371561038 - 0.1020485197430267719746479j)
(-0.1539414829219882371561038 - 0.1020485197430267719746479j)

```

The log-gamma function satisfies an additive form of the recurrence relation for the ordinary gamma function:

```

>>> z = 2+3j
>>> loggamma(z); loggamma(z+1) - log(z)
(-2.092851753092733349564189 + 2.302396543466867626153708j)
(-2.092851753092733349564189 + 2.302396543466867626153708j)

```

Rising and falling factorials

rf()

`mpmath.rf(x, n)`

Computes the rising factorial or Pochhammer symbol,

$$x^{(n)} = x(x+1)\cdots(x+n-1) = \frac{\Gamma(x+n)}{\Gamma(x)}$$

where the rightmost expression is valid for nonintegral n .

Examples

For integral n , the rising factorial is a polynomial:

```

>>> from mpmath import *
>>> mp.dps = 15; mp.pretty = True
>>> for n in range(5):
...     nprint(taylor(lambda x: rf(x,n), 0, n))
...
[1.0]
[0.0, 1.0]
[0.0, 1.0, 1.0]
[0.0, 2.0, 3.0, 1.0]
[0.0, 6.0, 11.0, 6.0, 1.0]

```

Evaluation is supported for arbitrary arguments:

```
>>> rf(2+3j, 5.5)
(-7202.03920483347 - 3777.58810701527j)
```

ff()

`mpmath.ff(x, n)`

Computes the falling factorial,

$$(x)_n = x(x-1)\cdots(x-n+1) = \frac{\Gamma(x+1)}{\Gamma(x-n+1)}$$

where the rightmost expression is valid for nonintegral n .

Examples

For integral n , the falling factorial is a polynomial:

```
>>> from mpmath import *
>>> mp.dps = 15; mp.pretty = True
>>> for n in range(5):
...     nprint(taylor(lambda x: ff(x,n), 0, n))
...
[1.0]
[0.0, 1.0]
[0.0, -1.0, 1.0]
[0.0, 2.0, -3.0, 1.0]
[0.0, -6.0, 11.0, -6.0, 1.0]
```

Evaluation is supported for arbitrary arguments:

```
>>> ff(2+3j, 5.5)
(-720.41085888203 + 316.101124983878j)
```

Beta function

beta()

`mpmath.beta(x, y)`

Computes the beta function, $B(x, y) = \Gamma(x)\Gamma(y)/\Gamma(x+y)$. The beta function is also commonly defined by the integral representation

$$B(x, y) = \int_0^1 t^{x-1}(1-t)^{y-1} dt$$

Examples

For integer and half-integer arguments where all three gamma functions are finite, the beta function becomes either rational number or a rational multiple of π :

```
>>> from mpmath import *
>>> mp.dps = 15; mp.pretty = True
>>> beta(5, 2)
```

(continues on next page)

(continued from previous page)

```

0.0333333333333333
>>> beta(1.5, 2)
0.2666666666666667
>>> 16*beta(2.5, 1.5)
3.14159265358979

```

Where appropriate, `beta()` evaluates limits. A pole of the beta function is taken to result in `+inf`:

```

>>> beta(-0.5, 0.5)
0.0
>>> beta(-3, 3)
-0.3333333333333333
>>> beta(-2, 3)
+inf
>>> beta(inf, 1)
0.0
>>> beta(inf, 0)
nan

```

`beta()` supports complex numbers and arbitrary precision evaluation:

```

>>> beta(1, 2+j)
(0.4 - 0.2j)
>>> mp.dps = 25
>>> beta(j, 0.5)
(1.079424249270925780135675 - 1.410032405664160838288752j)
>>> mp.dps = 50
>>> beta(pi, e)
0.037890298781212201348153837138927165984170287886464

```

Various integrals can be computed by means of the beta function:

```

>>> mp.dps = 15
>>> quad(lambda t: t**2.5*(1-t)**2, [0, 1])
0.0230880230880231
>>> beta(3.5, 3)
0.0230880230880231
>>> quad(lambda t: sin(t)**4 * sqrt(cos(t)), [0, pi/2])
0.319504062596158
>>> beta(2.5, 0.75)/2
0.319504062596158

```

betainc()

`mpmath.betainc(a, b, x1=0, x2=1, regularized=False)`

`betainc(a, b, x1=0, x2=1, regularized=False)` gives the generalized incomplete beta function,

$$I_{x_1}^{x_2}(a, b) = \int_{x_1}^{x_2} t^{a-1} (1-t)^{b-1} dt.$$

When $x_1 = 0$, $x_2 = 1$, this reduces to the ordinary (complete) beta function $B(a, b)$; see `beta()`.

With the keyword argument `regularized=True`, `betainc()` computes the regularized incomplete beta function $I_{x_1}^{x_2}(a, b)/B(a, b)$. This is the cumulative distribution of the beta distribution with parameters a, b .

Examples

Verifying that `betainc()` computes the integral in the definition:

```
>>> from mpmath import *
>>> mp.dps = 25; mp.pretty = True
>>> x,y,a,b = 3, 4, 0, 6
>>> betainc(x, y, a, b)
-4010.4
>>> quad(lambda t: t**(x-1) * (1-t)**(y-1), [a, b])
-4010.4
```

The arguments may be arbitrary complex numbers:

```
>>> betainc(0.75, 1-4j, 0, 2+3j)
(0.2241657956955709603655887 + 0.3619619242700451992411724j)
```

With regularization:

```
>>> betainc(1, 2, 0, 0.25, regularized=True)
0.4375
>>> betainc(pi, e, 0, 1, regularized=True) # Complete
1.0
```

The beta integral satisfies some simple argument transformation symmetries:

```
>>> mp.dps = 15
>>> betainc(2,3,4,5), -betainc(2,3,5,4), betainc(3,2,1-5,1-4)
(56.0833333333333, 56.0833333333333, 56.0833333333333)
```

The beta integral can often be evaluated analytically. For integer and rational arguments, the incomplete beta function typically reduces to a simple algebraic-logarithmic expression:

```
>>> mp.dps = 25
>>> identify(chop(betainc(0, 0, 3, 4)))
'-(log((9/8)))'
>>> identify(betainc(2, 3, 4, 5))
'(673/12)'
>>> identify(betainc(1.5, 1, 1, 2))
'((-12+sqrt(1152))/18)'
```

Super- and hyperfactorials

`superfac()`

`mpmath.superfac(z)`

Computes the superfactorial, defined as the product of consecutive factorials

$$\text{sf}(n) = \prod_{k=1}^n k!$$

For general complex z , $\text{sf}(z)$ is defined in terms of the Barnes G-function (see `barnesg()`).

Examples

The first few superfactorials are (OEIS A000178):

```
>>> from mpmath import *
>>> mp.dps = 15; mp.pretty = True
>>> for n in range(10):
...     print("%s %s" % (n, superfac(n)))
...
0 1.0
1 1.0
2 2.0
3 12.0
4 288.0
5 34560.0
6 24883200.0
7 125411328000.0
8 5.05658474496e+15
9 1.83493347225108e+21
```

Superfactorials grow very rapidly:

```
>>> superfac(1000)
3.24570818422368e+1177245
>>> superfac(10**10)
2.61398543581249e+467427913956904067453
```

Evaluation is supported for arbitrary arguments:

```
>>> mp.dps = 25
>>> superfac(pi)
17.20051550121297985285333
>>> superfac(2+3j)
(-0.005915485633199789627466468 + 0.008156449464604044948738263j)
>>> diff(superfac, 1)
0.2645072034016070205673056
```

References

1. <http://oeis.org/A000178>

hyperfac()

`mpmath.hyperfac(z)`

Computes the hyperfactorial, defined for integers as the product

$$H(n) = \prod_{k=1}^n k^k.$$

The hyperfactorial satisfies the recurrence formula $H(z) = z^z H(z-1)$. It can be defined more generally in terms of the Barnes G-function (see [barnesg\(\)](#)) and the gamma function by the formula

$$H(z) = \frac{\Gamma(z+1)^z}{G(z)}.$$

The extension to complex numbers can also be done via the integral representation

$$H(z) = (2\pi)^{-z/2} \exp \left[\binom{z+1}{2} + \int_0^z \log(t!) dt \right].$$

Examples

The rapidly-growing sequence of hyperfactorials begins (OEIS A002109):

```
>>> from mpmath import *
>>> mp.dps = 15; mp.pretty = True
>>> for n in range(10):
...     print("%s %s" % (n, hyperfac(n)))
...
0 1.0
1 1.0
2 4.0
3 108.0
4 27648.0
5 864000000.0
6 40310784000000.0
7 3.3197663987712e+18
8 5.56964379417266e+25
9 2.15779412229419e+34
```

Some even larger hyperfactorials are:

```
>>> hyperfac(1000)
5.46458120882585e+1392926
>>> hyperfac(10**10)
4.60408207642219e+489142638002418704309
```

The hyperfactorial can be evaluated for arbitrary arguments:

```
>>> hyperfac(0.5)
0.880449235173423
>>> diff(hyperfac, 1)
0.581061466795327
>>> hyperfac(pi)
205.211134637462
>>> hyperfac(-10+1j)
(3.01144471378225e+46 - 2.45285242480185e+46j)
```

The recurrence property of the hyperfactorial holds generally:

```
>>> z = 3-4*j
>>> hyperfac(z)
(-4.49795891462086e-7 - 6.33262283196162e-7j)
>>> z**z * hyperfac(z-1)
(-4.49795891462086e-7 - 6.33262283196162e-7j)
>>> z = mpf(-0.6)
>>> chop(z**z * hyperfac(z-1))
1.28170142849352
>>> hyperfac(z)
1.28170142849352
```

The hyperfactorial may also be computed using the integral definition:

```
>>> z = 2.5
>>> hyperfac(z)
15.9842119922237
>>> (2*pi)**(-z/2)*exp(binomial(z+1,2) +
...      quad(lambda t: loggamma(t+1), [0, z]))
15.9842119922237
```

`hyperfac()` supports arbitrary-precision evaluation:

```
>>> mp.dps = 50
>>> hyperfac(10)
215779412229418562091680268288000000000000000.0
>>> hyperfac(1/sqrt(2))
0.89404818005227001975423476035729076375705084390942
```

References

1. <http://oeis.org/A002109>
2. <http://mathworld.wolfram.com/Hyperfactorial.html>

barnesg()

`mpmath.barnesg(z)`

Evaluates the Barnes G-function, which generalizes the superfactorial (`superfac()`) and by extension also the hyperfactorial (`hyperfac()`) to the complex numbers in an analogous way to how the gamma function generalizes the ordinary factorial.

The Barnes G-function may be defined in terms of a Weierstrass product:

$$G(z+1) = (2\pi)^{z/2} e^{-[z(z+1)+\gamma z^2]/2} \prod_{n=1}^{\infty} \left[\left(1 + \frac{z}{n}\right)^n e^{-z+z^2/(2n)} \right]$$

For positive integers n , we have relation to superfactorials $G(n) = \text{sf}(n-2) = 0! \cdot 1! \cdots (n-2)!$.

Examples

Some elementary values and limits of the Barnes G-function:

```
>>> from mpmath import *
>>> mp.dps = 15; mp.pretty = True
>>> barnesg(1), barnesg(2), barnesg(3)
(1.0, 1.0, 1.0)
>>> barnesg(4)
2.0
>>> barnesg(5)
12.0
>>> barnesg(6)
288.0
>>> barnesg(7)
34560.0
>>> barnesg(8)
24883200.0
```

(continues on next page)

(continued from previous page)

```
>>> barnesg(inf)
+inf
>>> barnesg(0), barnesg(-1), barnesg(-2)
(0.0, 0.0, 0.0)
```

Closed-form values are known for some rational arguments:

```
>>> barnesg('1/2')
0.603244281209446
>>> sqrt(exp(0.25+log(2)/12)/sqrt(pi)/glaisher**3)
0.603244281209446
>>> barnesg('1/4')
0.29375596533861
>>> nthroot(exp('3/8')/exp(catalan/pi)/
...         gamma(0.25)**3/sqrt(glaisher)**9, 4)
0.29375596533861
```

The Barnes G-function satisfies the functional equation $G(z+1) = \Gamma(z)G(z)$:

```
>>> z = pi
>>> barnesg(z+1)
2.39292119327948
>>> gamma(z)*barnesg(z)
2.39292119327948
```

The asymptotic growth rate of the Barnes G-function is related to the Glaisher-Kinkelin constant:

```
>>> limit(lambd n: barnesg(n+1)/(n**(n**2/2-mpf(1)/12)*
...         (2*pi)**(n/2)*exp(-3*n**2/4)), inf)
0.847536694177301
>>> exp('1/12')/glaisher
0.847536694177301
```

The Barnes G-function can be differentiated in closed form:

```
>>> z = 3
>>> diff(barnesg, z)
0.264507203401607
>>> barnesg(z)*((z-1)*psi(0,z)-z+(log(2*pi)+1)/2)
0.264507203401607
```

Evaluation is supported for arbitrary arguments and at arbitrary precision:

```
>>> barnesg(6.5)
2548.7457695685
>>> barnesg(-pi)
0.00535976768353037
>>> barnesg(3+4j)
(-0.000676375932234244 - 4.42236140124728e-5j)
>>> mp.dps = 50
>>> barnesg(1/sqrt(2))
0.81305501090451340843586085064413533788206204124732
>>> q = barnesg(10j)
```

(continues on next page)

(continued from previous page)

```

>>> q.real
0.00000000000021852360840356557241543036724799812371995850552234
>>> q.imag
-0.000000000000070035335320062304849020654215545839053210041457588
>>> mp.dps = 15
>>> barnesg(100)
3.10361006263698e+6626
>>> barnesg(-101)
0.0
>>> barnesg(-10.5)
5.94463017605008e+25
>>> barnesg(-10000.5)
-6.14322868174828e+167480422
>>> barnesg(1000j)
(5.21133054865546e-1173597 + 4.27461836811016e-1173597j)
>>> barnesg(-1000+1000j)
(2.43114569750291e+1026623 + 2.24851410674842e+1026623j)

```

References

1. Whittaker & Watson, *A Course of Modern Analysis*, Cambridge University Press, 4th edition (1927), p.264
2. http://en.wikipedia.org/wiki/Barnes_G-function
3. <http://mathworld.wolfram.com/BarnesG-Function.html>

Polygamma functions and harmonic numbers

psi()/digamma()

`mpmath.psi(m, z)`

`mpmath.digamma(z)`

Computes the <no doc> of x

harmonic()

`mpmath.harmonic(z)`

If *n* is an integer, `harmonic(n)` gives a floating-point approximation of the *n*-th harmonic number $H(n)$, defined as

$$H(n) = 1 + \frac{1}{2} + \frac{1}{3} + \dots + \frac{1}{n}$$

The first few harmonic numbers are:

```

>>> from mpmath import *
>>> mp.dps = 15; mp.pretty = True
>>> for n in range(8):
...     print("%s %s" % (n, harmonic(n)))
...
0 0.0

```

(continues on next page)

```
1 1.0
2 1.5
3 1.83333333333333
4 2.08333333333333
5 2.28333333333333
6 2.45
7 2.59285714285714
```

```
>>> harmonic(1e10)
+inf
```

```
>>> harmonic(10**100)
230.835724964306
>>> harmonic(0.5)
0.613705638880109
>>> harmonic(3+4j)
(2.24757548223494 + 0.850502209186044j)
```

```
>>> mp.dps = 50
>>> harmonic(11)
3.0198773448773448773448773448773448773448773448773
>>> harmonic(pi)
1.8727388590273302654363491032336134987519132374152
```

[illegible]

3.1.7 Exponential integrals and error functions

Exponential integrals give closed-form solutions to a large class of commonly occurring transcendental integrals that cannot be evaluated using elementary functions. Integrals of this type include those with an integrand of the form $t^a e^t$ or e^{-x^2} , the latter giving rise to the Gaussian (or normal) probability distribution.

The most general function in this section is the incomplete gamma function, to which all others can be reduced. The incomplete gamma function, in turn, can be expressed using hypergeometric functions (see [Hypergeometric functions](#)).

Incomplete gamma functions

`gammainc()`

`mpmath.gammainc(z, a=0, b=inf, regularized=False)`

`gammainc(z, a=0, b=inf)` computes the (generalized) incomplete gamma function with integration limits $[a, b]$:

$$\Gamma(z, a, b) = \int_a^b t^{z-1} e^{-t} dt$$

The generalized incomplete gamma function reduces to the following special cases when one or both endpoints are fixed:

- $\Gamma(z, 0, \infty)$ is the standard (“complete”) gamma function, $\Gamma(z)$ (available directly as the mpmath function `gamma()`)
- $\Gamma(z, a, \infty)$ is the “upper” incomplete gamma function, $\Gamma(z, a)$
- $\Gamma(z, 0, b)$ is the “lower” incomplete gamma function, $\gamma(z, b)$.

Of course, we have $\Gamma(z, 0, x) + \Gamma(z, x, \infty) = \Gamma(z)$ for all z and x .

Note however that some authors reverse the order of the arguments when defining the lower and upper incomplete gamma function, so one should be careful to get the correct definition.

If also given the keyword argument `regularized=True`, `gammainc()` computes the “regularized” incomplete gamma function

$$P(z, a, b) = \frac{\Gamma(z, a, b)}{\Gamma(z)}.$$

Examples

We can compare with numerical quadrature to verify that `gammainc()` computes the integral in the definition:

```
>>> from mpmath import *
>>> mp.dps = 25; mp.pretty = True
>>> gammainc(2+3j, 4, 10)
(0.00977212668627705160602312 - 0.0770637306312989892451977j)
>>> quad(lambda t: t**(2+3j-1) * exp(-t), [4, 10])
(0.00977212668627705160602312 - 0.0770637306312989892451977j)
```

Argument symmetries follow directly from the integral definition:

```
>>> gammainc(3, 4, 5) + gammainc(3, 5, 4)
0.0
>>> gammainc(3,0,2) + gammainc(3,2,4); gammainc(3,0,4)
```

(continues on next page)

(continued from previous page)

```

1.523793388892911312363331
1.523793388892911312363331
>>> findroot(lambda z: gammainc(2,z,3), 1)
3.0

```

Evaluation for arbitrarily large arguments:

```

>>> gammainc(10, 100)
4.083660630910611272288592e-26
>>> gammainc(10, 1000000000000000000)
5.290402449901174752972486e-4342944819032375
>>> gammainc(3+4j, 1000000+1000000j)
(-1.257913707524362408877881e-434284 + 2.556691003883483531962095e-434284j)

```

Evaluation of a generalized incomplete gamma function automatically chooses the representation that gives a more accurate result, depending on which parameter is larger:

```

>>> gammainc(10000000, 3) - gammainc(10000000, 2)  # Bad
0.0
>>> gammainc(10000000, 2, 3)  # Good
1.755146243738946045873491e+4771204
>>> gammainc(2, 0, 1000000001) - gammainc(2, 0, 1000000000)  # Bad
0.0
>>> gammainc(2, 1000000000, 1000000001)  # Good
4.078258353474186729184421e-43429441

```

The incomplete gamma functions satisfy simple recurrence relations:

```

>>> mp.dps = 25
>>> z, a = mpf(3.5), mpf(2)
>>> gammainc(z+1, a); z*gammainc(z,a) + a**z*exp(-a)
10.60130296933533459267329
10.60130296933533459267329
>>> gammainc(z+1,0,a); z*gammainc(z,0,a) - a**z*exp(-a)
1.030425427232114336470932
1.030425427232114336470932

```

Evaluation at integers and poles:

```

>>> gammainc(-3, -4, -5)
(-0.2214577048967798566234192 + 0.0j)
>>> gammainc(-3, 0, 5)
+inf

```

If z is an integer, the recurrence reduces the incomplete gamma function to $P(a) \exp(-a) + Q(b) \exp(-b)$ where P and Q are polynomials:

```

>>> gammainc(1, 2); exp(-2)
0.1353352832366126918939995
0.1353352832366126918939995
>>> mp.dps = 50
>>> identify(gammainc(6, 1, 2), ['exp(-1)', 'exp(-2)'])
'(326*exp(-1) + (-872)*exp(-2))'

```

The incomplete gamma functions reduce to functions such as the exponential integral Ei and the error function for special arguments:

```
>>> mp.dps = 25
>>> gammainc(0, 4); -ei(-4)
0.00377935240984890647887486
0.00377935240984890647887486
>>> gammainc(0.5, 0, 2); sqrt(pi)*erf(sqrt(2))
1.691806732945198336509541
1.691806732945198336509541
```

Exponential integrals

ei()

`mpmath.ei(x, **kwargs)`

Computes the exponential integral or Ei-function, $Ei(x)$. The exponential integral is defined as

$$Ei(x) = \int_{-\infty}^x \frac{e^t}{t} dt.$$

When the integration range includes $t = 0$, the exponential integral is interpreted as providing the Cauchy principal value.

For real x , the Ei-function behaves roughly like $Ei(x) \approx \exp(x) + \log(|x|)$.

The Ei-function is related to the more general family of exponential integral functions denoted by E_n , which are available as `expint()`.

Basic examples

Some basic values and limits are:

```
>>> from mpmath import *
>>> mp.dps = 15; mp.pretty = True
>>> ei(0)
-inf
>>> ei(1)
1.89511781635594
>>> ei(inf)
+inf
>>> ei(-inf)
0.0
```

For $x < 0$, the defining integral can be evaluated numerically as a reference:

```
>>> ei(-4)
-0.00377935240984891
>>> quad(lambda t: exp(t)/t, [-inf, -4])
-0.00377935240984891
```

`ei()` supports complex arguments and arbitrary precision evaluation:

```
>>> mp.dps = 50
>>> ei(pi)
10.928374389331410348638445906907535171566338835056
>>> mp.dps = 25
>>> ei(3+4j)
(-4.154091651642689822535359 + 4.294418620024357476985535j)
```

Related functions

The exponential integral is closely related to the logarithmic integral. See [li\(\)](#) for additional information.

The exponential integral is related to the hyperbolic and trigonometric integrals (see [chi\(\)](#), [shi\(\)](#), [ci\(\)](#), [si\(\)](#)) similarly to how the ordinary exponential function is related to the hyperbolic and trigonometric functions:

```
>>> mp.dps = 15
>>> ei(3)
9.93383257062542
>>> chi(3) + shi(3)
9.93383257062542
>>> chop(ci(3j) - j*si(3j) - pi*j/2)
9.93383257062542
```

Beware that logarithmic corrections, as in the last example above, are required to obtain the correct branch in general. For details, see [1].

The exponential integral is also a special case of the hypergeometric function ${}_2F_2$:

```
>>> z = 0.6
>>> z*hyper([1,1],[2,2],z) + (ln(z)-ln(1/z))/2 + euler
0.769881289937359
>>> ei(z)
0.769881289937359
```

References

1. Relations between Ei and other functions: <http://functions.wolfram.com/GammaBetaErf/ExpIntegralEi/27/01/>
2. Abramowitz & Stegun, section 5: http://people.math.sfu.ca/~cbm/aands/page_228.htm
3. Asymptotic expansion for Ei: <http://mathworld.wolfram.com/En-Function.html>

e1()

`mpmath.e1(x, **kwargs)`

Computes the exponential integral $E_1(z)$, given by

$$E_1(z) = \int_z^\infty \frac{e^{-t}}{t} dt.$$

This is equivalent to [expint\(\)](#) with $n = 1$.

Examples

Two ways to evaluate this function:

```
>>> from mpmath import *
>>> mp.dps = 25; mp.pretty = True
>>> e1(6.25)
0.0002704758872637179088496194
>>> expint(1,6.25)
0.0002704758872637179088496194
```

The E1-function is essentially the same as the Ei-function (`ei()`) with negated argument, except for an imaginary branch cut term:

```
>>> e1(2.5)
0.02491491787026973549562801
>>> -ei(-2.5)
0.02491491787026973549562801
>>> e1(-2.5)
(-7.073765894578600711923552 - 3.141592653589793238462643j)
>>> -ei(2.5)
-7.073765894578600711923552
```

expint()

`mpmath.expint(*args)`

`expint(n, z)()` gives the generalized exponential integral or E_n -function,

$$E_n(z) = \int_1^\infty \frac{e^{-zt}}{t^n} dt,$$

where n and z may both be complex numbers. The case with $n = 1$ is also given by `e1()`.

Examples

Evaluation at real and complex arguments:

```
>>> from mpmath import *
>>> mp.dps = 25; mp.pretty = True
>>> expint(1, 6.25)
0.0002704758872637179088496194
>>> expint(-3, 2+3j)
(0.00299658467335472929656159 + 0.06100816202125885450319632j)
>>> expint(2+3j, 4-5j)
(0.001803529474663565056945248 - 0.002235061547756185403349091j)
```

At negative integer values of n , $E_n(z)$ reduces to a rational-exponential function:

```
>>> f = lambda n, z: fac(n)*sum(z**k/fac(k-1) for k in range(1,n+2))/\
...     exp(z)/z**(n+2)
>>> n = 3
>>> z = 1/pi
>>> expint(-n,z)
584.2604820613019908668219
>>> f(n,z)
584.2604820613019908668219
>>> n = 5
```

(continues on next page)

(continued from previous page)

```
>>> expint(-n,z)
115366.5762594725451811138
>>> f(n,z)
115366.5762594725451811138
```

Logarithmic integral

li()

`mpmath.li(x, **kwargs)`

Computes the logarithmic integral or li-function $\text{li}(x)$, defined by

$$\text{li}(x) = \int_0^x \frac{1}{\log t} dt$$

The logarithmic integral has a singularity at $x = 1$.

Alternatively, `li(x, offset=True)` computes the offset logarithmic integral (used in number theory)

$$\text{Li}(x) = \int_2^x \frac{1}{\log t} dt.$$

These two functions are related via the simple identity $\text{Li}(x) = \text{li}(x) - \text{li}(2)$.

The logarithmic integral should also not be confused with the polylogarithm (also denoted by Li), which is implemented as `polylog()`.

Examples

Some basic values and limits:

```
>>> from mpmath import *
>>> mp.dps = 30; mp.pretty = True
>>> li(0)
0.0
>>> li(1)
-inf
>>> li(1)
-inf
>>> li(2)
1.04516378011749278484458888919
>>> findroot(li, 2)
1.45136923488338105028396848589
>>> li(inf)
+inf
>>> li(2, offset=True)
0.0
>>> li(1, offset=True)
-inf
>>> li(0, offset=True)
-1.04516378011749278484458888919
>>> li(10, offset=True)
5.12043572466980515267839286347
```

The logarithmic integral can be evaluated for arbitrary complex arguments:

```
>>> mp.dps = 20
>>> li(3+4j)
(3.1343755504645775265 + 2.6769247817778742392j)
```

The logarithmic integral is related to the exponential integral:

```
>>> ei(log(3))
2.1635885946671919729
>>> li(3)
2.1635885946671919729
```

The logarithmic integral grows like $O(x/\log(x))$:

```
>>> mp.dps = 15
>>> x = 10**100
>>> x/log(x)
4.34294481903252e+97
>>> li(x)
4.3619719871407e+97
```

The prime number theorem states that the number of primes less than x is asymptotic to $\text{Li}(x)$ (equivalently $\text{li}(x)$). For example, it is known that there are exactly 1,925,320,391,606,803,968,923 prime numbers less than 10^{23} [1]. The logarithmic integral provides a very accurate estimate:

```
>>> li(10**23, offset=True)
1.92532039161405e+21
```

A definite integral is:

```
>>> quad(li, [0, 1])
-0.693147180559945
>>> -ln(2)
-0.693147180559945
```

References

1. <http://mathworld.wolfram.com/PrimeCountingFunction.html>
2. <http://mathworld.wolfram.com/LogarithmicIntegral.html>

Trigonometric integrals

ci()

`mpmath.ci(x, **kwargs)`

Computes the cosine integral,

$$\text{Ci}(x) = -\int_x^\infty \frac{\cos t}{t} dt = \gamma + \log x + \int_0^x \frac{\cos t - 1}{t} dt$$

Examples

Some values and limits:

```

>>> from mpmath import *
>>> mp.dps = 25; mp.pretty = True
>>> ci(0)
-inf
>>> ci(1)
0.3374039229009681346626462
>>> ci(pi)
0.07366791204642548599010096
>>> ci(inf)
0.0
>>> ci(-inf)
(0.0 + 3.141592653589793238462643j)
>>> ci(2+3j)
(1.408292501520849518759125 - 2.983617742029605093121118j)

```

The cosine integral behaves roughly like the sinc function (see [sinc\(\)](#)) for large real x :

```

>>> ci(10**10)
-4.875060251748226537857298e-11
>>> sinc(10**10)
-4.875060250875106915277943e-11
>>> chop(limit(ci, inf))
0.0

```

It has infinitely many roots on the positive real axis:

```

>>> findroot(ci, 1)
0.6165054856207162337971104
>>> findroot(ci, 2)
3.384180422551186426397851

```

Evaluation is supported for z anywhere in the complex plane:

```

>>> ci(10**6*(1+j))
(4.449410587611035724984376e+434287 + 9.75744874290013526417059e+434287j)

```

We can evaluate the defining integral as a reference:

```

>>> mp.dps = 15
>>> -quadosc(lambda t: cos(t)/t, [5, inf], omega=1)
-0.190029749656644
>>> ci(5)
-0.190029749656644

```

Some infinite series can be evaluated using the cosine integral:

```

>>> nsum(lambda k: (-1)**k/(fac(2*k)*(2*k)), [1, inf])
-0.239811742000565
>>> ci(1) - euler
-0.239811742000565

```

si()`mpmath.si(x, **kwargs)`

Computes the sine integral,

$$\text{Si}(x) = \int_0^x \frac{\sin t}{t} dt.$$

The sine integral is thus the antiderivative of the sinc function (see `sinc()`).**Examples**

Some values and limits:

```
>>> from mpmath import *
>>> mp.dps = 25; mp.pretty = True
>>> si(0)
0.0
>>> si(1)
0.9460830703671830149413533
>>> si(-1)
-0.9460830703671830149413533
>>> si(pi)
1.851937051982466170361053
>>> si(inf)
1.570796326794896619231322
>>> si(-inf)
-1.570796326794896619231322
>>> si(2+3j)
(4.547513889562289219853204 + 1.399196580646054789459839j)
```

The sine integral approaches $\pi/2$ for large real x :

```
>>> si(10**10)
1.570796326707584656968511
>>> pi/2
1.570796326794896619231322
```

Evaluation is supported for z anywhere in the complex plane:

```
>>> si(10**6*(1+j))
(-9.75744874290013526417059e+434287 + 4.449410587611035724984376e+434287j)
```

We can evaluate the defining integral as a reference:

```
>>> mp.dps = 15
>>> quad(sinc, [0, 5])
1.54993124494467
>>> si(5)
1.54993124494467
```

Some infinite series can be evaluated using the sine integral:

```
>>> nsum(lambda k: (-1)**k/(fac(2*k+1)*(2*k+1)), [0, inf])
0.946083070367183
```

(continues on next page)

(continued from previous page)

```
>>> si(1)
0.946083070367183
```

Hyperbolic integrals

chi()

`mpmath.chi(x, **kwargs)`

Computes the hyperbolic cosine integral, defined in analogy with the cosine integral (see [ci\(\)](#)) as

$$\text{Chi}(x) = - \int_x^\infty \frac{\cosh t}{t} dt = \gamma + \log x + \int_0^x \frac{\cosh t - 1}{t} dt$$

Some values and limits:

```
>>> from mpmath import *
>>> mp.dps = 25; mp.pretty = True
>>> chi(0)
-inf
>>> chi(1)
0.8378669409802082408946786
>>> chi(inf)
+inf
>>> findroot(chi, 0.5)
0.5238225713898644064509583
>>> chi(2+3j)
(-0.1683628683277204662429321 + 2.625115880451325002151688j)
```

Evaluation is supported for z anywhere in the complex plane:

```
>>> chi(10**6*(1+j))
(4.449410587611035724984376e+434287 - 9.75744874290013526417059e+434287j)
```

shi()

`mpmath.shi(x, **kwargs)`

Computes the hyperbolic sine integral, defined in analogy with the sine integral (see [si\(\)](#)) as

$$\text{Shi}(x) = \int_0^x \frac{\sinh t}{t} dt.$$

Some values and limits:

```
>>> from mpmath import *
>>> mp.dps = 25; mp.pretty = True
>>> shi(0)
0.0
>>> shi(1)
1.057250875375728514571842
>>> shi(-1)
```

(continues on next page)

(continued from previous page)

```
-1.057250875375728514571842
>>> shi(1j)
+inf
>>> shi(2+3j)
(-0.1931890762719198291678095 + 2.645432555362369624818525j)
```

Evaluation is supported for z anywhere in the complex plane:

```
>>> shi(10**6*(1+j))
(4.449410587611035724984376e+434287 - 9.75744874290013526417059e+434287j)
```

Error functions

erf()

`mpmath.erf(x, **kwargs)`

Computes the error function, $\text{erf}(x)$. The error function is the normalized antiderivative of the Gaussian function $\exp(-t^2)$. More precisely,

$$\text{erf}(x) = \frac{2}{\sqrt{\pi}} \int_0^x \exp(-t^2) dt$$

Basic examples

Simple values and limits include:

```
>>> from mpmath import *
>>> mp.dps = 15; mp.pretty = True
>>> erf(0)
0.0
>>> erf(1)
0.842700792949715
>>> erf(-1)
-0.842700792949715
>>> erf(1j)
1.0
>>> erf(-1j)
-1.0
```

For large real x , $\text{erf}(x)$ approaches 1 very rapidly:

```
>>> erf(3)
0.999977909503001
>>> erf(5)
0.999999999998463
```

The error function is an odd function:

```
>>> nprint(chop(taylor(erf, 0, 5)))
[0.0, 1.12838, 0.0, -0.376126, 0.0, 0.112838]
```

`erf()` implements arbitrary-precision evaluation and supports complex numbers:

```
>>> mp.dps = 50
>>> erf(0.5)
0.52049987781304653768274665389196452873645157575796
>>> mp.dps = 25
>>> erf(1+j)
(1.316151281697947644880271 + 0.1904534692378346862841089j)
```

Evaluation is supported for large arguments:

```
>>> mp.dps = 25
>>> erf('1e1000')
1.0
>>> erf('-1e1000')
-1.0
>>> erf('1e-1000')
1.128379167095512573896159e-1000
>>> erf('1e7j')
(0.0 + 8.593897639029319267398803e+43429448190317j)
>>> erf('1e7+1e7j')
(0.9999999858172446172631323 + 3.728805278735270407053139e-8j)
```

Related functions

See also [erfc\(\)](#), which is more accurate for large x , and [erfi\(\)](#) which gives the antiderivative of $\exp(t^2)$.

The Fresnel integrals [fresnels\(\)](#) and [fresnelc\(\)](#) are also related to the error function.

erfc()

`mpmath.erfc(x, **kwargs)`

Computes the complementary error function, $\text{erfc}(x) = 1 - \text{erf}(x)$. This function avoids cancellation that occurs when naively computing the complementary error function as $1 - \text{erf}(x)$:

```
>>> from mpmath import *
>>> mp.dps = 15; mp.pretty = True
>>> 1 - erf(10)
0.0
>>> erfc(10)
2.08848758376254e-45
```

[erfc\(\)](#) works accurately even for ludicrously large arguments:

```
>>> erfc(10**10)
4.3504398860243e-43429448190325182776
```

Complex arguments are supported:

```
>>> erfc(500+50j)
(1.19739830969552e-107492 + 1.46072418957528e-107491j)
```

erfi()

`mpmath.erfi(x)`

Computes the imaginary error function, $\operatorname{erfi}(x)$. The imaginary error function is defined in analogy with the error function, but with a positive sign in the integrand:

$$\operatorname{erfi}(x) = \frac{2}{\sqrt{\pi}} \int_0^x \exp(t^2) dt$$

Whereas the error function rapidly converges to 1 as x grows, the imaginary error function rapidly diverges to infinity. The functions are related as $\operatorname{erfi}(x) = -i \operatorname{erf}(ix)$ for all complex numbers x .

Examples

Basic values and limits:

```
>>> from mpmath import *
>>> mp.dps = 15; mp.pretty = True
>>> erfi(0)
0.0
>>> erfi(1)
1.65042575879754
>>> erfi(-1)
-1.65042575879754
>>> erfi(inf)
+inf
>>> erfi(-inf)
-inf
```

Note the symmetry between erf and erfi :

```
>>> erfi(3j)
(0.0 + 0.999977909503001j)
>>> erf(3)
0.999977909503001
>>> erf(1+2j)
(-0.536643565778565 - 5.04914370344703j)
>>> erfi(2+1j)
(-5.04914370344703 - 0.536643565778565j)
```

Large arguments are supported:

```
>>> erfi(1000)
1.71130938718796e+434291
>>> erfi(10**10)
7.3167287567024e+43429448190325182754
>>> erfi(-10**10)
-7.3167287567024e+43429448190325182754
>>> erfi(1000-500j)
(2.49895233563961e+325717 + 2.6846779342253e+325717j)
>>> erfi(100000j)
(0.0 + 1.0j)
>>> erfi(-100000j)
(0.0 - 1.0j)
```


erfinv()`mpmath.erfinv(x)`

Computes the inverse error function, satisfying

$$\operatorname{erf}(\operatorname{erfinv}(x)) = \operatorname{erfinv}(\operatorname{erf}(x)) = x.$$

This function is defined only for $-1 \leq x \leq 1$.**Examples**

Special values include:

```
>>> from mpmath import *
>>> mp.dps = 15; mp.pretty = True
>>> erfinv(0)
0.0
>>> erfinv(1)
+inf
>>> erfinv(-1)
-inf
```

The domain is limited to the standard interval:

```
>>> erfinv(2)
Traceback (most recent call last):
...
ValueError: erfinv(x) is defined only for -1 <= x <= 1
```

It is simple to check that `erfinv()` computes inverse values of `erf()` as promised:

```
>>> erf(erfinv(0.75))
0.75
>>> erf(erfinv(-0.995))
-0.995
```

`erfinv()` supports arbitrary-precision evaluation:

```
>>> mp.dps = 50
>>> x = erf(2)
>>> x
0.99532226501895273416206925636725292861089179704006
>>> erfinv(x)
2.0
```

A definite integral involving the inverse error function:

```
>>> mp.dps = 15
>>> quad(erfinv, [0, 1])
0.564189583547756
>>> 1/sqrt(pi)
0.564189583547756
```

The inverse error function can be used to generate random numbers with a Gaussian distribution (although this is a relatively inefficient algorithm):

```
>>> nprint([erfinv(2*rand()-1) for n in range(6)])
[-0.586747, 1.10233, -0.376796, 0.926037, -0.708142, -0.732012]
```

The normal distribution

npdf()

`mpmath.npdf(x, mu=0, sigma=1)`

`npdf(x, mu=0, sigma=1)` evaluates the probability density function of a normal distribution with mean value μ and variance σ^2 .

Elementary properties of the probability distribution can be verified using numerical integration:

```
>>> from mpmath import *
>>> mp.dps = 15; mp.pretty = True
>>> quad(npdf, [-inf, inf])
1.0
>>> quad(lambda x: npdf(x, 3), [3, inf])
0.5
>>> quad(lambda x: npdf(x, 3, 2), [3, inf])
0.5
```

See also `ncdf()`, which gives the cumulative distribution.

ncdf()

`mpmath.ncdf(x, mu=0, sigma=1)`

`ncdf(x, mu=0, sigma=1)` evaluates the cumulative distribution function of a normal distribution with mean value μ and variance σ^2 .

See also `npdf()`, which gives the probability density.

Elementary properties include:

```
>>> from mpmath import *
>>> mp.dps = 15; mp.pretty = True
>>> ncdf(pi, mu=pi)
0.5
>>> ncdf(-inf)
0.0
>>> ncdf(+inf)
1.0
```

The cumulative distribution is the integral of the density function having identical μ and σ :

```
>>> mp.dps = 15
>>> diff(ncdf, 2)
0.053990966513188
>>> npdf(2)
0.053990966513188
>>> diff(lambda x: ncdf(x, 1, 0.5), 0)
0.107981933026376
```

(continues on next page)

(continued from previous page)

```
>>> npdf(0, 1, 0.5)
0.107981933026376
```

Fresnel integrals

fresnels()

`mpmath.fresnels(x)`

Computes the Fresnel sine integral

$$S(x) = \int_0^x \sin\left(\frac{\pi t^2}{2}\right) dt$$

Note that some sources define this function without the normalization factor $\pi/2$.

Examples

Some basic values and limits:

```
>>> from mpmath import *
>>> mp.dps = 25; mp.pretty = True
>>> fresnels(0)
0.0
>>> fresnels(inf)
0.5
>>> fresnels(-inf)
-0.5
>>> fresnels(1)
0.4382591473903547660767567
>>> fresnels(1+2j)
(36.72546488399143842838788 + 15.58775110440458732748279j)
```

Comparing with the definition:

```
>>> fresnels(3)
0.4963129989673750360976123
>>> quad(lambda t: sin(pi*t**2/2), [0,3])
0.4963129989673750360976123
```

fresnelc()

`mpmath.fresnelc(x)`

Computes the Fresnel cosine integral

$$C(x) = \int_0^x \cos\left(\frac{\pi t^2}{2}\right) dt$$

Note that some sources define this function without the normalization factor $\pi/2$.

Examples

Some basic values and limits:

```

>>> from mpmath import *
>>> mp.dps = 25; mp.pretty = True
>>> fresnelc(0)
0.0
>>> fresnelc(inf)
0.5
>>> fresnelc(-inf)
-0.5
>>> fresnelc(1)
0.7798934003768228294742064
>>> fresnelc(1+2j)
(16.08787137412548041729489 - 36.22568799288165021578758j)

```

Comparing with the definition:

```

>>> fresnelc(3)
0.6057207892976856295561611
>>> quad(lambda t: cos(pi*t**2/2), [0,3])
0.6057207892976856295561611

```

3.1.8 Bessel functions and related functions

The functions in this section arise as solutions to various differential equations in physics, typically describing wavelike oscillatory behavior or a combination of oscillation and exponential decay or growth. Mathematically, they are special cases of the confluent hypergeometric functions ${}_0F_1$, ${}_1F_1$ and ${}_1F_2$ (see [Hypergeometric functions](#)).

Bessel functions

besselj()

`mpmath.besselj(n, x, derivative=0)`

`besselj(n, x, derivative=0)` gives the Bessel function of the first kind $J_n(x)$. Bessel functions of the first kind are defined as solutions of the differential equation

$$x^2 y'' + xy' + (x^2 - n^2)y = 0$$

which appears, among other things, when solving the radial part of Laplace's equation in cylindrical coordinates. This equation has two solutions for given n , where the J_n -function is the solution that is nonsingular at $x = 0$. For positive integer n , $J_n(x)$ behaves roughly like a sine (odd n) or cosine (even n) multiplied by a magnitude factor that decays slowly as $x \rightarrow \pm\infty$.

Generally, J_n is a special case of the hypergeometric function ${}_0F_1$:

$$J_n(x) = \frac{x^n}{2^n \Gamma(n+1)} {}_0F_1\left(n+1, -\frac{x^2}{4}\right)$$

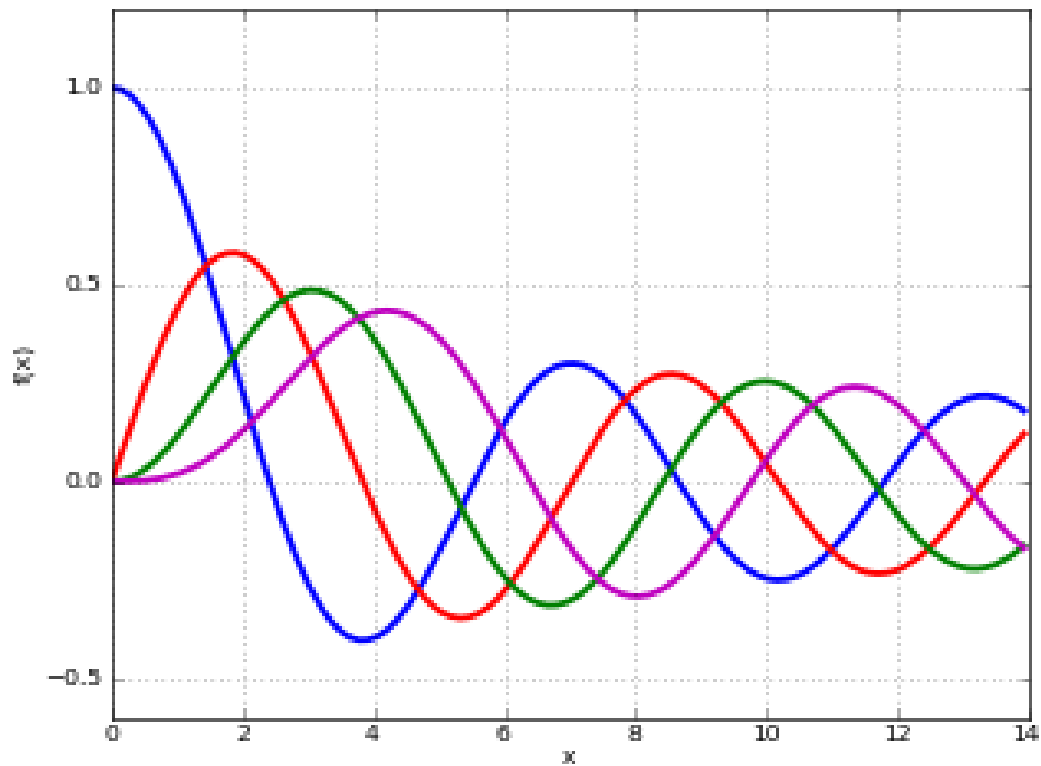
With $derivative = m \neq 0$, the m -th derivative

$$\frac{d^m}{dx^m} J_n(x)$$

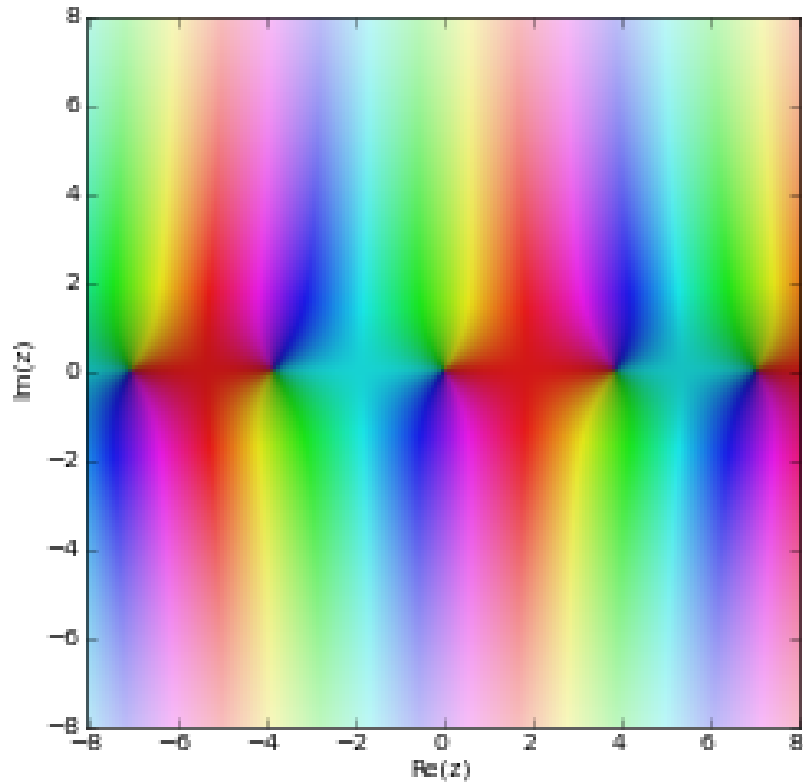
is computed.

Plots

```
# Bessel function  $J_n(x)$  on the real line for  $n=0,1,2,3$ 
j0 = lambda x: besselj(0,x)
j1 = lambda x: besselj(1,x)
j2 = lambda x: besselj(2,x)
j3 = lambda x: besselj(3,x)
plot([j0,j1,j2,j3],[0,14])
```



```
# Bessel function  $J_n(z)$  in the complex plane
cplot(lambda z: besselj(1,z), [-8,8], [-8,8], points=50000)
```



Examples

Evaluation is supported for arbitrary arguments, and at arbitrary precision:

```
>>> from mpmath import *
>>> mp.dps = 15; mp.pretty = True
>>> besselj(2, 1000)
-0.024777229528606
>>> besselj(4, 0.75)
0.000801070086542314
>>> besselj(2, 1000j)
(-2.48071721019185e+432 + 6.41567059811949e-437j)
>>> mp.dps = 25
>>> besselj(0.75j, 3+4j)
(-2.778118364828153309919653 - 1.5863603889018621585533j)
>>> mp.dps = 50
>>> besselj(1, pi)
0.28461534317975275734531059968613140570981118184947
```

Arguments may be large:

```
>>> mp.dps = 25
>>> besselj(0, 10000)
-0.007096160353388801477265164
>>> besselj(0, 10**10)
0.0000002175591750246891726859055
```

(continues on next page)

(continued from previous page)

```
>>> besselj(2, 10**100)
7.337048736538615712436929e-51
>>> besselj(2, 10**5*j)
(-3.540725411970948860173735e+43426 + 4.4949812409615803110051e-43433j)
```

The Bessel functions of the first kind satisfy simple symmetries around $x = 0$:

```
>>> mp.dps = 15
>>> nprint([besselj(n,0) for n in range(5)])
[1.0, 0.0, 0.0, 0.0, 0.0]
>>> nprint([besselj(n,pi) for n in range(5)])
[-0.304242, 0.284615, 0.485434, 0.333458, 0.151425]
>>> nprint([besselj(n,-pi) for n in range(5)])
[-0.304242, -0.284615, 0.485434, -0.333458, 0.151425]
```

Roots of Bessel functions are often used:

```
>>> nprint([findroot(j0, k) for k in [2, 5, 8, 11, 14]])
[2.40483, 5.52008, 8.65373, 11.7915, 14.9309]
>>> nprint([findroot(j1, k) for k in [3, 7, 10, 13, 16]])
[3.83171, 7.01559, 10.1735, 13.3237, 16.4706]
```

The roots are not periodic, but the distance between successive roots asymptotically approaches 2π . Bessel functions of the first kind have the following normalization:

```
>>> quadosc(j0, [0, inf], period=2*pi)
1.0
>>> quadosc(j1, [0, inf], period=2*pi)
1.0
```

For $n = 1/2$ or $n = -1/2$, the Bessel function reduces to a trigonometric function:

```
>>> x = 10
>>> besselj(0.5, x), sqrt(2/(pi*x))*sin(x)
(-0.13726373575505, -0.13726373575505)
>>> besselj(-0.5, x), sqrt(2/(pi*x))*cos(x)
(-0.211708866331398, -0.211708866331398)
```

Derivatives of any order can be computed (negative orders correspond to integration):

```
>>> mp.dps = 25
>>> besselj(0, 7.5, 1)
-0.1352484275797055051822405
>>> diff(lambda x: besselj(0,x), 7.5)
-0.1352484275797055051822405
>>> besselj(0, 7.5, 10)
-0.1377811164763244890135677
>>> diff(lambda x: besselj(0,x), 7.5, 10)
-0.1377811164763244890135677
>>> besselj(0,7.5,-1) - besselj(0,3.5,-1)
-0.1241343240399987693521378
>>> quad(j0, [3.5, 7.5])
-0.1241343240399987693521378
```

Differentiation with a noninteger order gives the fractional derivative in the sense of the Riemann-Liouville differintegral, as computed by `differint()`:

```
>>> mp.dps = 15
>>> besselj(1, 3.5, 0.75)
-0.385977722939384
>>> differint(lambda x: besselj(1, x), 3.5, 0.75)
-0.385977722939384
```

`mpmath.j0(x)`

Computes the Bessel function $J_0(x)$. See `besselj()`.

`mpmath.j1(x)`

Computes the Bessel function $J_1(x)$. See `besselj()`.

`bessely()`

`mpmath.bessely(n, x, derivative=0)`

`bessely(n, x, derivative=0)` gives the Bessel function of the second kind,

$$Y_n(x) = \frac{J_n(x) \cos(\pi n) - J_{-n}(x)}{\sin(\pi n)}.$$

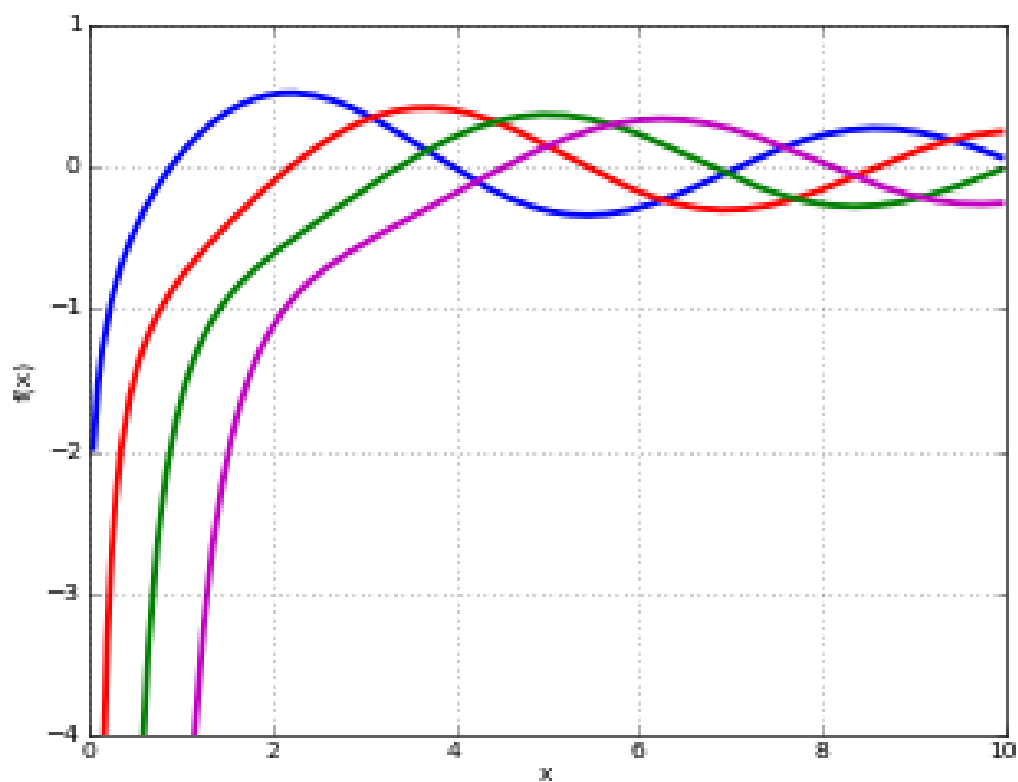
For n an integer, this formula should be understood as a limit. With $derivative = m \neq 0$, the m -th derivative

$$\frac{d^m}{dx^m} Y_n(x)$$

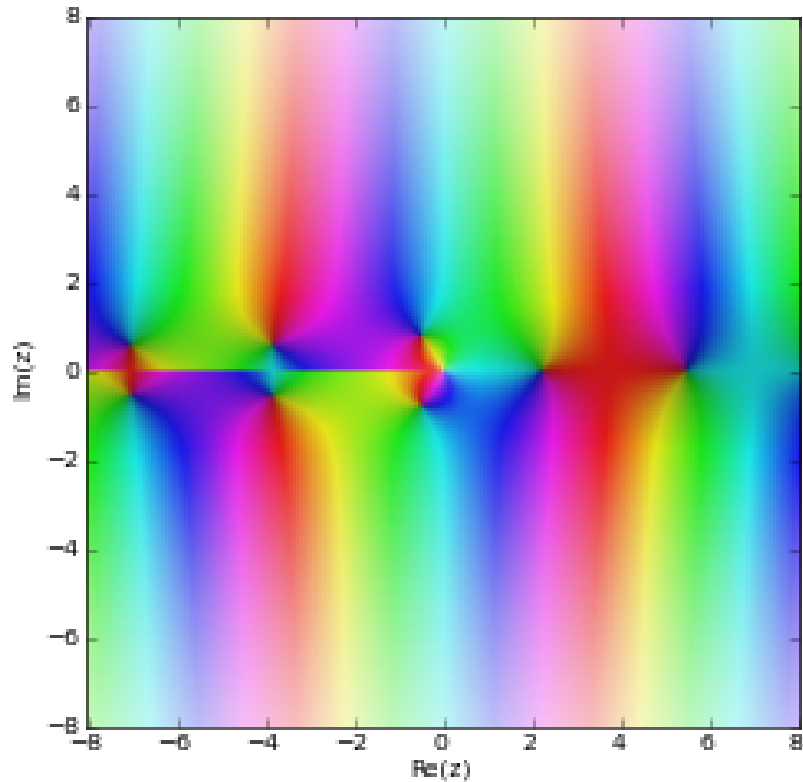
is computed.

Plots

```
# Bessel function of 2nd kind Y_n(x) on the real line for n=0,1,2,3
y0 = lambda x: bessely(0,x)
y1 = lambda x: bessely(1,x)
y2 = lambda x: bessely(2,x)
y3 = lambda x: bessely(3,x)
plot([y0,y1,y2,y3],[0,10],[-4,1])
```

```
# Bessel function of 2nd kind  $Y_n(z)$  in the complex plane
cplot(lambda z: bessely(1,z), [-8,8], [-8,8], points=50000)
```



Examples

Some values of $Y_n(x)$:

```
>>> from mpmath import *
>>> mp.dps = 25; mp.pretty = True
>>> bessely(0,0), bessely(1,0), bessely(2,0)
(-inf, -inf, -inf)
>>> bessely(1, pi)
0.3588729167767189594679827
>>> bessely(0.5, 3+4j)
(9.242861436961450520325216 - 3.085042824915332562522402j)
```

Arguments may be large:

```
>>> bessely(0, 10000)
0.00364780555898660588668872
>>> bessely(2.5, 10**50)
-4.8952500412050989295774e-26
>>> bessely(2.5, -10**50)
(0.0 + 4.8952500412050989295774e-26j)
```

Derivatives and antiderivatives of any order can be computed:

```
>>> bessely(2, 3.5, 1)
0.3842618820422660066089231
```

(continues on next page)

(continued from previous page)

```

>>> diff(lambda x: bessely(2, x), 3.5)
0.3842618820422660066089231
>>> bessely(0.5, 3.5, 1)
-0.2066598304156764337900417
>>> diff(lambda x: bessely(0.5, x), 3.5)
-0.2066598304156764337900417
>>> diff(lambda x: bessely(2, x), 0.5, 10)
-208173867409.5547350101511
>>> bessely(2, 0.5, 10)
-208173867409.5547350101511
>>> bessely(2, 100.5, 100)
0.02668487547301372334849043
>>> quad(lambda x: bessely(2,x), [1,3])
-1.377046859093181969213262
>>> bessely(2,3,-1) - bessely(2,1,-1)
-1.377046859093181969213262

```

besseli()

`mpmath.besseli(n, x, derivative=0)`

`besseli(n, x, derivative=0)` gives the modified Bessel function of the first kind,

$$I_n(x) = i^{-n} J_n(ix).$$

With $derivative = m \neq 0$, the m -th derivative

$$\frac{d^m}{dx^m} I_n(x)$$

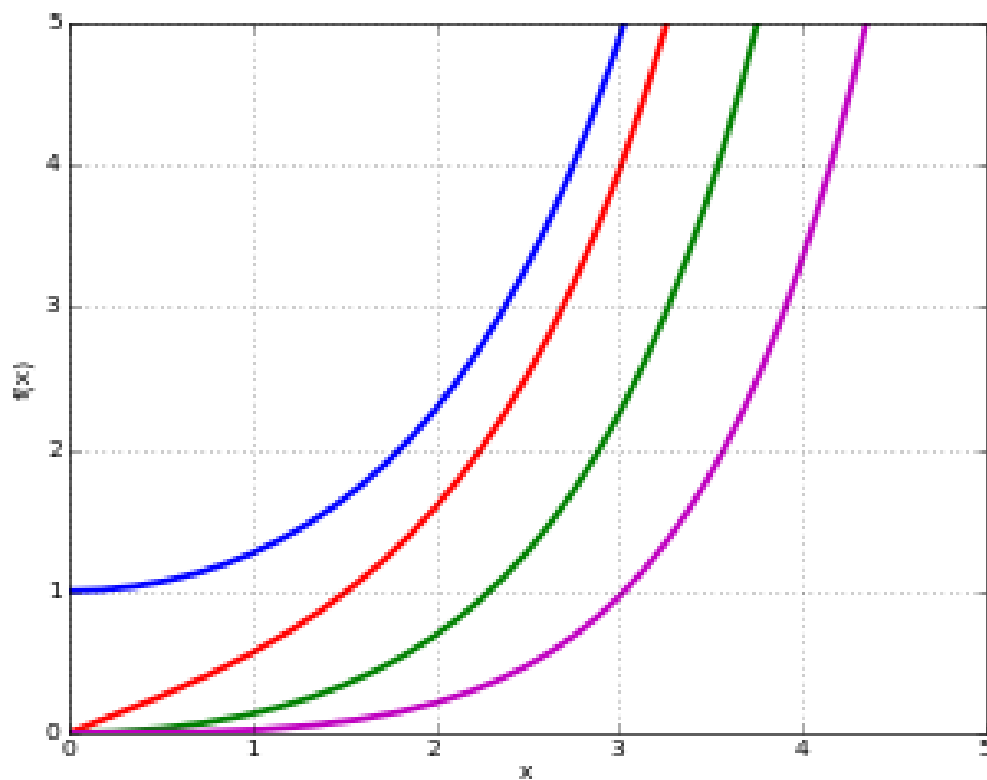
is computed.

Plots

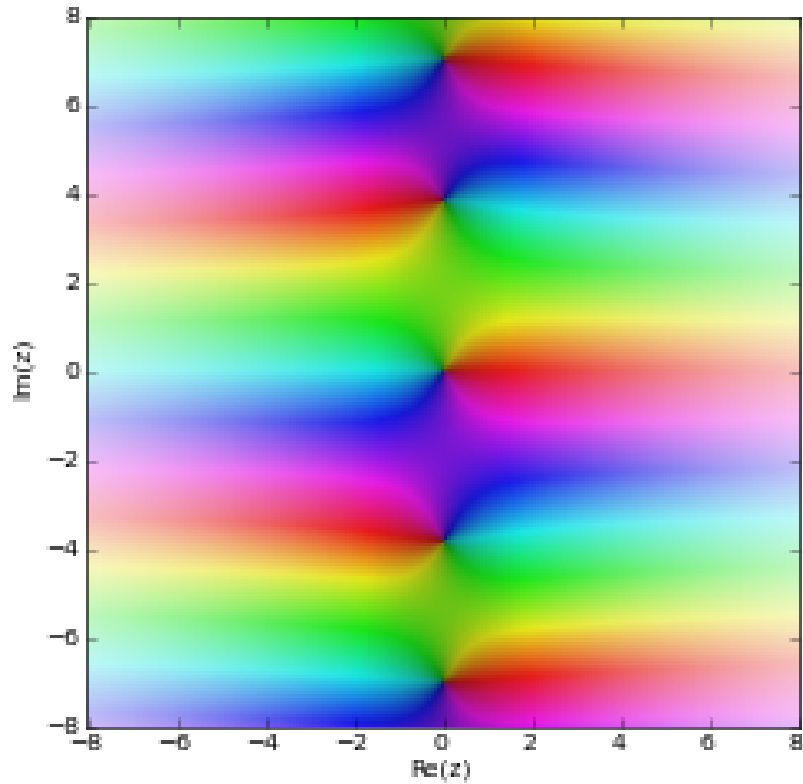
```

# Modified Bessel function I_n(x) on the real line for n=0,1,2,3
i0 = lambda x: besseli(0,x)
i1 = lambda x: besseli(1,x)
i2 = lambda x: besseli(2,x)
i3 = lambda x: besseli(3,x)
plot([i0,i1,i2,i3],[0,5],[0,5])

```



```
# Modified Bessel function  $I_n(z)$  in the complex plane  
cplot(lambda z: besseli(1,z), [-8,8], [-8,8], points=50000)
```



Examples

Some values of $I_n(x)$:

```
>>> from mpmath import *
>>> mp.dps = 25; mp.pretty = True
>>> besseli(0,0)
1.0
>>> besseli(1,0)
0.0
>>> besseli(0,1)
1.266065877752008335598245
>>> besseli(3.5, 2+3j)
(-0.2904369752642538144289025 - 0.4469098397654815837307006j)
```

Arguments may be large:

```
>>> besseli(2, 1000)
2.480717210191852440616782e+432
>>> besseli(2, 10**10)
4.299602851624027900335391e+4342944813
>>> besseli(2, 6000+10000j)
(-2.114650753239580827144204e+2603 + 4.385040221241629041351886e+2602j)
```

For integers n , the following integral representation holds:

```
>>> mp.dps = 15
>>> n = 3
>>> x = 2.3
>>> quad(lambda t: exp(x*cos(t))*cos(n*t), [0,pi])/pi
0.349223221159309
>>> besseli(n,x)
0.349223221159309
```

Derivatives and antiderivatives of any order can be computed:

```
>>> mp.dps = 25
>>> besseli(2, 7.5, 1)
195.8229038931399062565883
>>> diff(lambda x: besseli(2,x), 7.5)
195.8229038931399062565883
>>> besseli(2, 7.5, 10)
153.3296508971734525525176
>>> diff(lambda x: besseli(2,x), 7.5, 10)
153.3296508971734525525176
>>> besseli(2,7.5,-1) - besseli(2,3.5,-1)
202.5043900051930141956876
>>> quad(lambda x: besseli(2,x), [3.5, 7.5])
202.5043900051930141956876
```

besselk()

`mpmath.besselk(n, x)`

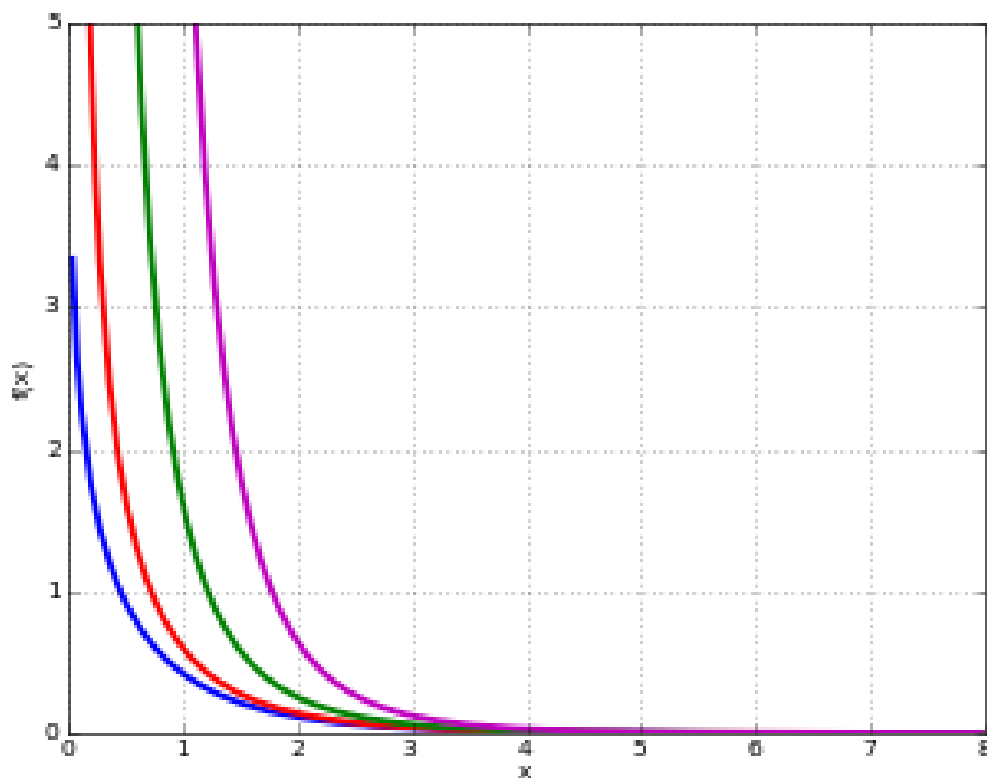
`besselk(n, x)` gives the modified Bessel function of the second kind,

$$K_n(x) = \frac{\pi}{2} \frac{I_{-n}(x) - I_n(x)}{\sin(\pi n)}$$

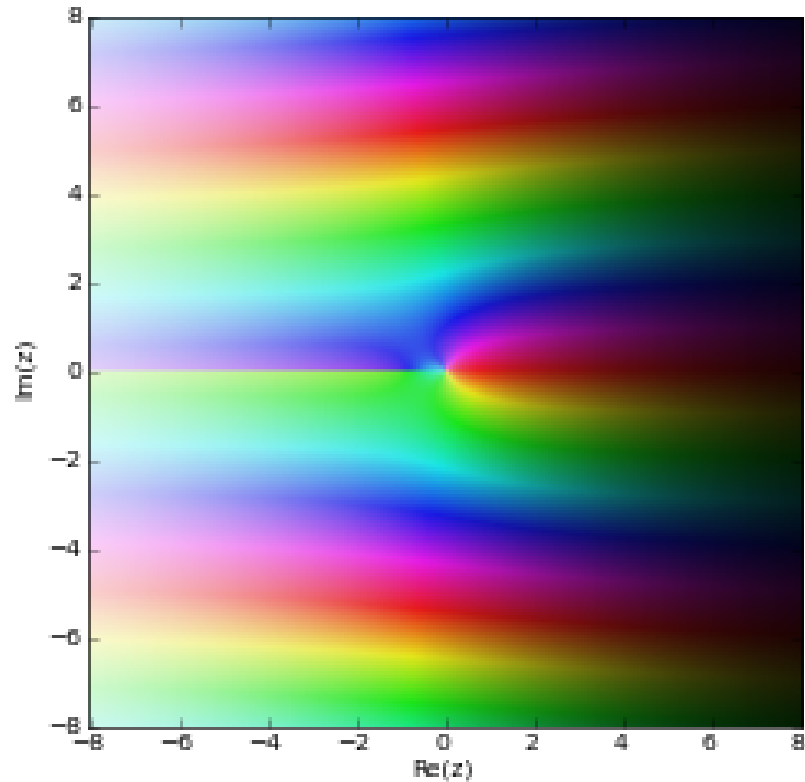
For n an integer, this formula should be understood as a limit.

Plots

```
# Modified Bessel function of 2nd kind K_n(x) on the real line for n=0,1,2,3
k0 = lambda x: besselk(0,x)
k1 = lambda x: besselk(1,x)
k2 = lambda x: besselk(2,x)
k3 = lambda x: besselk(3,x)
plot([k0,k1,k2,k3],[0,8],[0,5])
```



```
# Modified Bessel function of 2nd kind  $K_n(z)$  in the complex plane
cplot(lambda z: besserk(1,z), [-8,8], [-8,8], points=50000)
```



Examples

Evaluation is supported for arbitrary complex arguments:

```
>>> from mpmath import *
>>> mp.dps = 25; mp.pretty = True
>>> bessell(0,1)
0.4210244382407083333356274
>>> bessell(0, -1)
(0.4210244382407083333356274 - 3.97746326050642263725661j)
>>> bessell(3.5, 2+3j)
(-0.02090732889633760668464128 + 0.2464022641351420167819697j)
>>> bessell(2+3j, 0.5)
(0.9615816021726349402626083 + 0.1918250181801757416908224j)
```

Arguments may be large:

```
>>> bessell(0, 100)
4.656628229175902018939005e-45
>>> bessell(1, 10**6)
4.131967049321725588398296e-434298
>>> bessell(1, 10**6*j)
(0.001140348428252385844876706 - 0.0005200017201681152909000961j)
>>> bessell(4.5, fmul(10**50, j, exact=True))
(1.561034538142413947789221e-26 + 1.243554598118700063281496e-25j)
```


The point $x = 0$ is a singularity (logarithmic if $n = 0$):

```
>>> bessellk(0,0)
+inf
>>> bessellk(1,0)
+inf
>>> for n in range(-4, 5):
...     print(bessellk(n, '1e-1000'))
...
4.8e+4001
8.0e+3000
2.0e+2000
1.0e+1000
2302.701024509704096466802
1.0e+1000
2.0e+2000
8.0e+3000
4.8e+4001
```

Bessel function zeros

besseljzero()

`mpmath.besseljzero(ν , m , derivative=0)`

For a real order $\nu \geq 0$ and a positive integer m , returns $j_{\nu,m}$, the m -th positive zero of the Bessel function of the first kind $J_\nu(z)$ (see [besselj\(\)](#)). Alternatively, with *derivative*=1, gives the first nonnegative simple zero $j'_{\nu,m}$ of $J'_\nu(z)$.

The indexing convention is that used by Abramowitz & Stegun and the DLMF. Note the special case $j'_{0,1} = 0$, while all other zeros are positive. In effect, only simple zeros are counted (all zeros of Bessel functions are simple except possibly $z = 0$) and $j_{\nu,m}$ becomes a monotonic function of both ν and m .

The zeros are interlaced according to the inequalities

$$j'_{\nu,k} < j_{\nu,k} < j'_{\nu,k+1}$$

$$j_{\nu,1} < j_{\nu+1,2} < j_{\nu,2} < j_{\nu+1,3} < j_{\nu,3} < \dots$$

Examples

Initial zeros of the Bessel functions $J_0(z)$, $J_1(z)$, $J_2(z)$:

```
>>> from mpmath import *
>>> mp.dps = 25; mp.pretty = True
>>> besseljzero(0,1); besseljzero(0,2); besseljzero(0,3)
2.404825557695772768621632
5.520078110286310649596604
8.653727912911012216954199
>>> besseljzero(1,1); besseljzero(1,2); besseljzero(1,3)
3.831705970207512315614436
7.01558666981561875353705
10.17346813506272207718571
>>> besseljzero(2,1); besseljzero(2,2); besseljzero(2,3)
5.135622301840682556301402
```

(continues on next page)

(continued from previous page)

```
8.417244140399864857783614
11.61984117214905942709415
```

Initial zeros of $J'_0(z)$, $J'_1(z)$, $J'_2(z)$:

```
0.0
3.831705970207512315614436
7.01558666981561875353705
>>> besseljzero(1,1,1); besseljzero(1,2,1); besseljzero(1,3,1)
1.84118378134065930264363
5.331442773525032636884016
8.536316366346285834358961
>>> besseljzero(2,1,1); besseljzero(2,2,1); besseljzero(2,3,1)
3.054236928227140322755932
6.706133194158459146634394
9.969467823087595793179143
```

Zeros with large index:

```
>>> besseljzero(0,100); besseljzero(0,1000); besseljzero(0,10000)
313.3742660775278447196902
3140.807295225078628895545
31415.14114171350798533666
>>> besseljzero(5,100); besseljzero(5,1000); besseljzero(5,10000)
321.1893195676003157339222
3148.657306813047523500494
31422.9947255486291798943
>>> besseljzero(0,100,1); besseljzero(0,1000,1); besseljzero(0,10000,1)
311.8018681873704508125112
3139.236339643802482833973
31413.57032947022399485808
```

Zeros of functions with large order:

```
>>> besseljzero(50,1)
57.11689916011917411936228
>>> besseljzero(50,2)
62.80769876483536093435393
>>> besseljzero(50,100)
388.6936600656058834640981
>>> besseljzero(50,1,1)
52.99764038731665010944037
>>> besseljzero(50,2,1)
60.02631933279942589882363
>>> besseljzero(50,100,1)
387.1083151608726181086283
```

Zeros of functions with fractional order:

```
>>> besseljzero(0.5,1); besseljzero(1.5,1); besseljzero(2.25,4)
3.141592653589793238462643
4.493409457909064175307881
15.15657692957458622921634
```

Both $J_\nu(z)$ and $J'_\nu(z)$ can be expressed as infinite products over their zeros:

```
>>> v,z = 2, mpf(1)
>>> (z/2)**v/gamma(v+1) * \
...     nprod(lambda k: 1-(z/besseljzero(v,k))**2, [1,inf])
...
0.1149034849319004804696469
>>> besselj(v,z)
0.1149034849319004804696469
>>> (z/2)**(v-1)/2/gamma(v) * \
...     nprod(lambda k: 1-(z/besseljzero(v,k,1))**2, [1,inf])
...
0.2102436158811325550203884
>>> besselj(v,z,1)
0.2102436158811325550203884
```

besselyzero()

`mpmath.besselyzero(ν , m , $derivative=0$)`

For a real order $\nu \geq 0$ and a positive integer m , returns $y_{\nu,m}$, the m -th positive zero of the Bessel function of the second kind $Y_\nu(z)$ (see [bessely\(\)](#)). Alternatively, with $derivative=1$, gives the first positive zero $y'_{\nu,m}$ of $Y'_\nu(z)$.

The zeros are interlaced according to the inequalities

$$y_{\nu,k} < y'_{\nu,k} < y_{\nu,k+1}$$

$$y_{\nu,1} < y_{\nu+1,2} < y_{\nu,2} < y_{\nu+1,3} < y_{\nu,3} < \dots$$

Examples

Initial zeros of the Bessel functions $Y_0(z)$, $Y_1(z)$, $Y_2(z)$:

```
>>> from mpmath import *
>>> mp.dps = 25; mp.pretty = True
>>> besselyzero(0,1); besselyzero(0,2); besselyzero(0,3)
0.8935769662791675215848871
3.957678419314857868375677
7.086051060301772697623625
>>> besselyzero(1,1); besselyzero(1,2); besselyzero(1,3)
2.197141326031017035149034
5.429681040794135132772005
8.596005868331168926429606
>>> besselyzero(2,1); besselyzero(2,2); besselyzero(2,3)
3.384241767149593472701426
6.793807513268267538291167
10.02347797936003797850539
```

Initial zeros of $Y'_0(z)$, $Y'_1(z)$, $Y'_2(z)$:

```
>>> besselyzero(0,1,1); besselyzero(0,2,1); besselyzero(0,3,1)
2.197141326031017035149034
5.429681040794135132772005
8.596005868331168926429606
```

(continues on next page)

(continued from previous page)

```
>>> besselyzero(1,1,1); besselyzero(1,2,1); besselyzero(1,3,1)
3.683022856585177699898967
6.941499953654175655751944
10.12340465543661307978775
>>> besselyzero(2,1,1); besselyzero(2,2,1); besselyzero(2,3,1)
5.002582931446063945200176
8.350724701413079526349714
11.57419546521764654624265
```

Zeros with large index:

```
>>> besselyzero(0,100); besselyzero(0,1000); besselyzero(0,10000)
311.8034717601871549333419
3139.236498918198006794026
31413.57034538691205229188
>>> besselyzero(5,100); besselyzero(5,1000); besselyzero(5,10000)
319.6183338562782156235062
3147.086508524556404473186
31421.42392920214673402828
>>> besselyzero(0,100,1); besselyzero(0,1000,1); besselyzero(0,10000,1)
313.3726705426359345050449
3140.807136030340213610065
31415.14112579761578220175
```

Zeros of functions with large order:

```
>>> besselyzero(50,1)
53.50285882040036394680237
>>> besselyzero(50,2)
60.11244442774058114686022
>>> besselyzero(50,100)
387.1096509824943957706835
>>> besselyzero(50,1,1)
56.96290427516751320063605
>>> besselyzero(50,2,1)
62.74888166945933944036623
>>> besselyzero(50,100,1)
388.6923300548309258355475
```

Zeros of functions with fractional order:

```
>>> besselyzero(0.5,1); besselyzero(1.5,1); besselyzero(2.25,4)
1.570796326794896619231322
2.798386045783887136720249
13.56721208770735123376018
```

Hankel functions

hankel1()

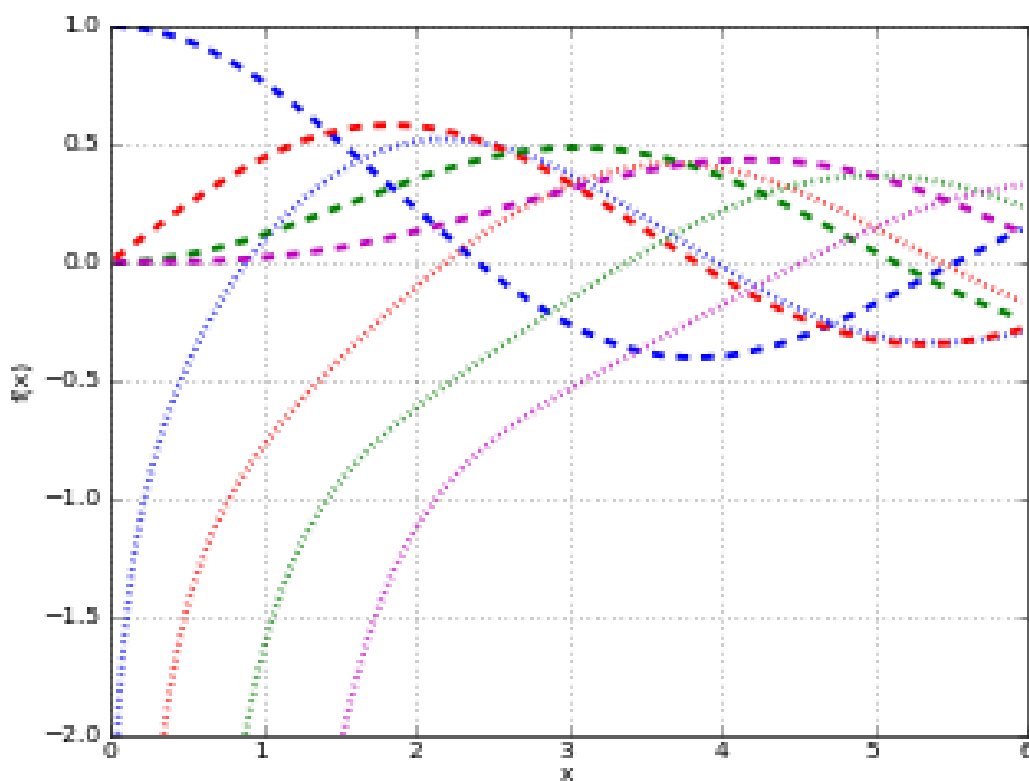
`mpmath.hankel1(n, x)`

`hankel1(n, x)` computes the Hankel function of the first kind, which is the complex combination of Bessel functions given by

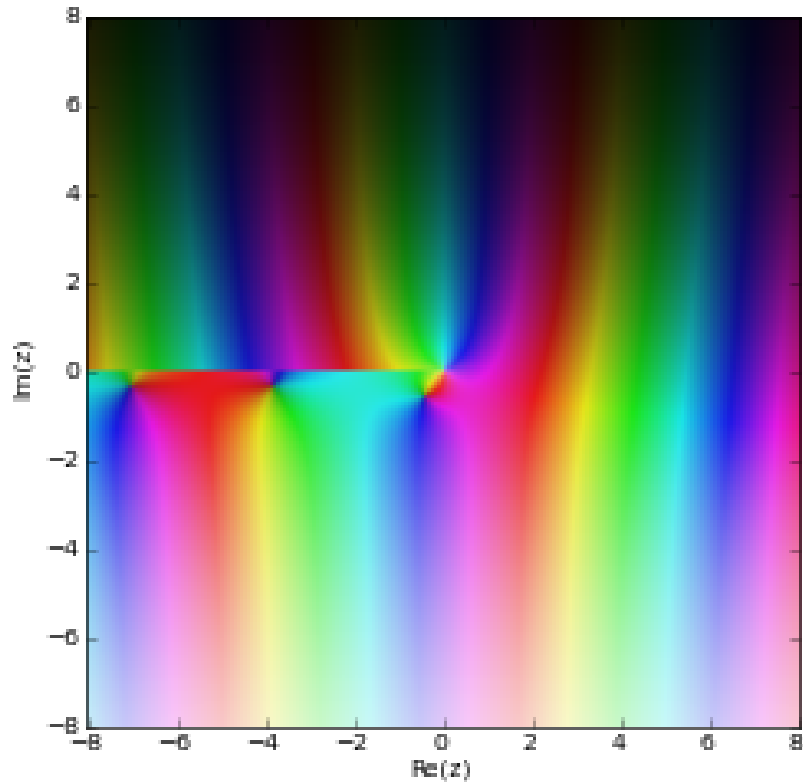
$$H_n^{(1)}(x) = J_n(x) + iY_n(x).$$

Plots

```
# Hankel function H1_n(x) on the real line for n=0,1,2,3
h0 = lambda x: hankel1(0,x)
h1 = lambda x: hankel1(1,x)
h2 = lambda x: hankel1(2,x)
h3 = lambda x: hankel1(3,x)
plot([h0,h1,h2,h3],[0,6],[-2,1])
```



```
# Hankel function H1_n(z) in the complex plane
cplot(lambda z: hankel1(1,z), [-8,8], [-8,8], points=50000)
```



Examples

The Hankel function is generally complex-valued:

```
>>> from mpmath import *
>>> mp.dps = 25; mp.pretty = True
>>> hankel1(2, pi)
(0.4854339326315091097054957 - 0.0999007139290278787734903j)
>>> hankel1(3.5, pi)
(0.2340002029630507922628888 - 0.6419643823412927142424049j)
```

hankel2()

`mpmath.hankel2(n, x)`

`hankel2(n, x)` computes the Hankel function of the second kind, which is the complex combination of Bessel functions given by

$$H_n^{(2)}(x) = J_n(x) - iY_n(x).$$

Plots

```
# Hankel function H2_n(x) on the real line for n=0,1,2,3
h0 = lambda x: hankel2(0,x)
h1 = lambda x: hankel2(1,x)
```

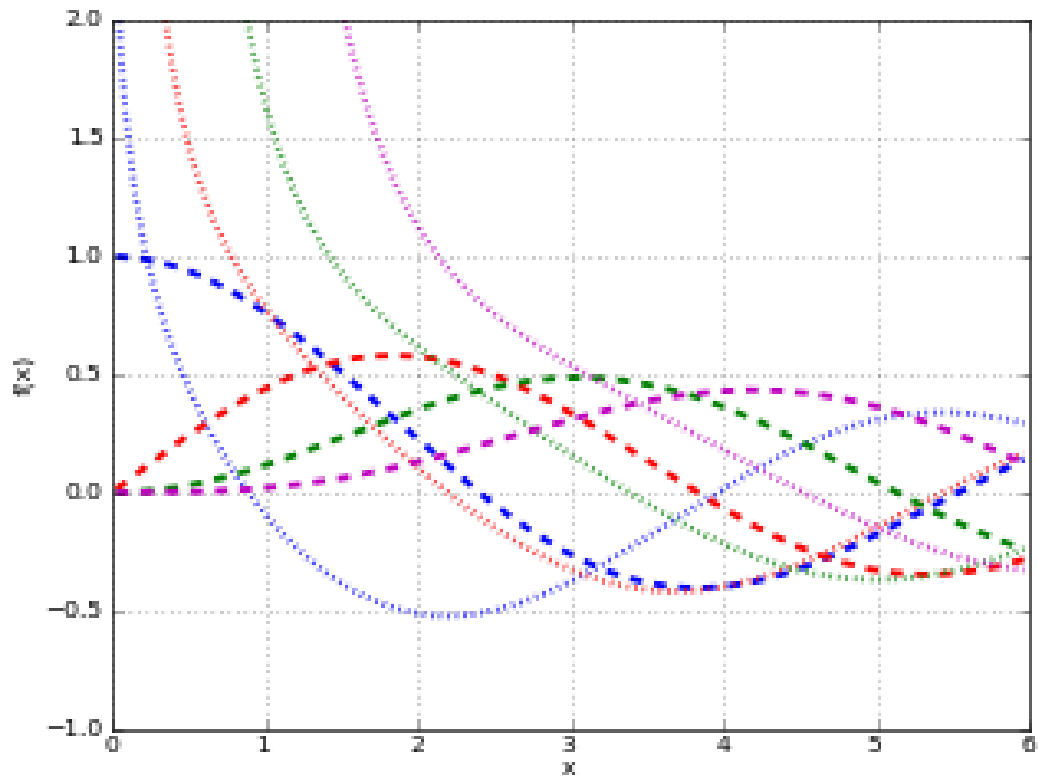
(continues on next page)

(continued from previous page)

```

h2 = lambda x: hankel2(2,x)
h3 = lambda x: hankel2(3,x)
plot([h0,h1,h2,h3],[0,6],[-1,2])

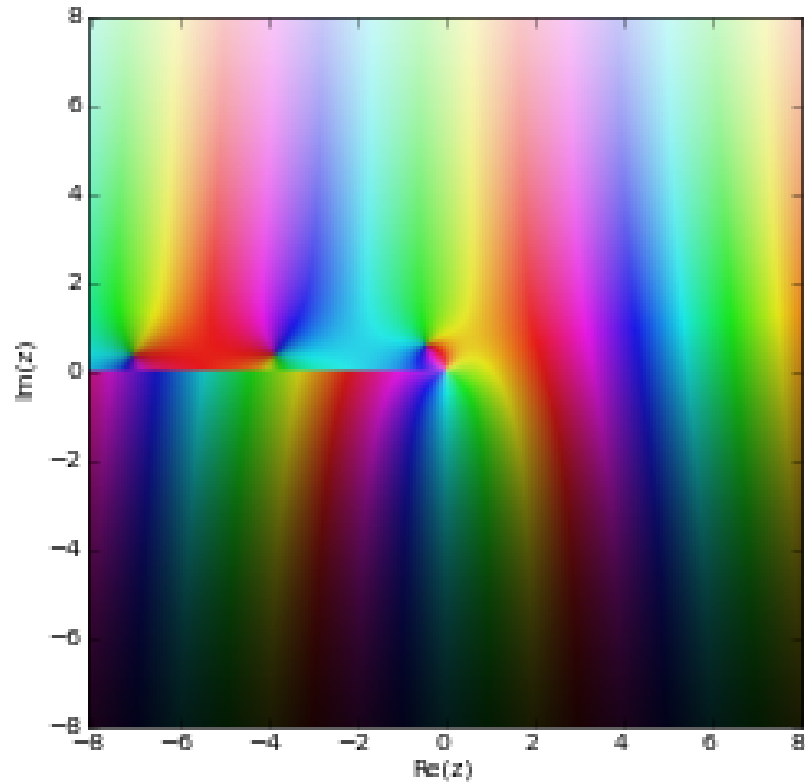
```



```

# Hankel function  $H_{2n}(z)$  in the complex plane
cplot(lambda z: hankel2(1,z), [-8,8], [-8,8], points=50000)

```



Examples

The Hankel function is generally complex-valued:

```
>>> from mpmath import *
>>> mp.dps = 25; mp.pretty = True
>>> hankel2(2, pi)
(0.4854339326315091097054957 + 0.0999007139290278787734903j)
>>> hankel2(3.5, pi)
(0.2340002029630507922628888 + 0.6419643823412927142424049j)
```

Kelvin functions

ber()

`mpmath.ber(n, z, **kwargs)`

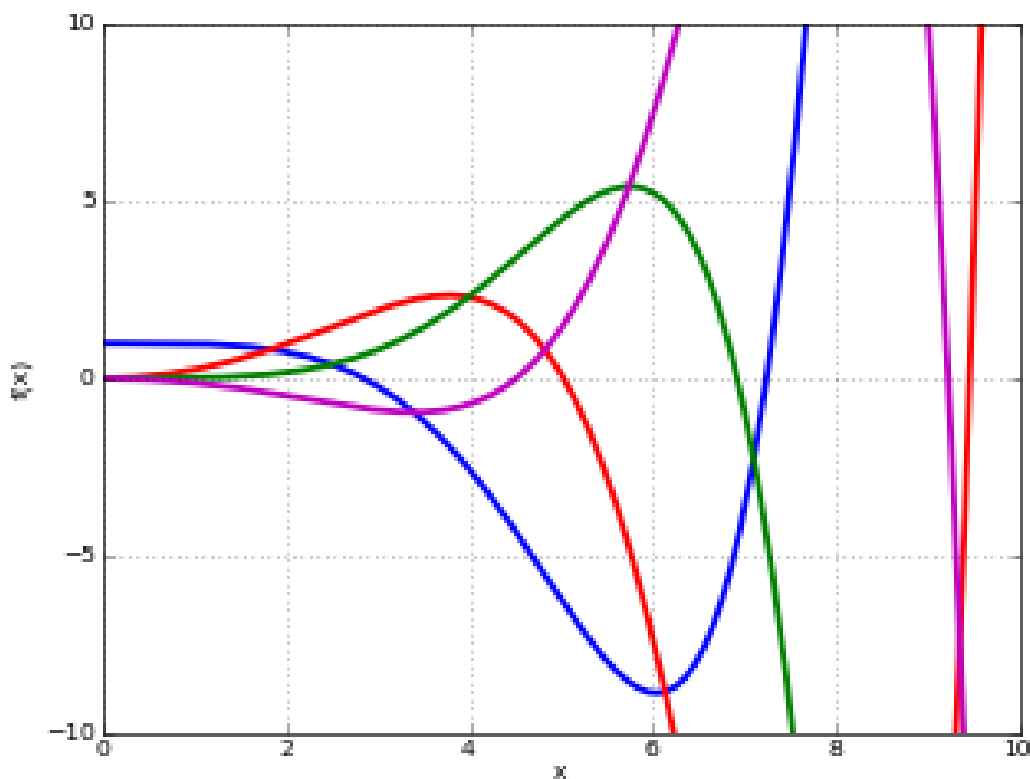
Computes the Kelvin function ber, which for real arguments gives the real part of the Bessel J function of a rotated argument

$$J_n\left(xe^{3\pi i/4}\right) = \text{ber}_n(x) + i\text{bei}_n(x).$$

The imaginary part is given by `bei()`.

Plots


```
# Kelvin functions ber_n(x) and bei_n(x) on the real line for n=0,2
f0 = lambda x: ber(0,x)
f1 = lambda x: bei(0,x)
f2 = lambda x: ber(2,x)
f3 = lambda x: bei(2,x)
plot([f0,f1,f2,f3],[0,10],[-10,10])
```



Examples

Verifying the defining relation:

```
>>> from mpmath import *
>>> mp.dps = 25; mp.pretty = True
>>> n, x = 2, 3.5
>>> ber(n,x)
1.442338852571888752631129
>>> bei(n,x)
-0.948359035324558320217678
>>> besselj(n, x*root(1,8,3))
(1.442338852571888752631129 - 0.948359035324558320217678j)
```

The ber and bei functions are also defined by analytic continuation for complex arguments:

```
>>> ber(1+j, 2+3j)
(4.675445984756614424069563 - 15.84901771719130765656316j)
```

(continues on next page)

(continued from previous page)

```
>>> bei(1+j, 2+3j)
(15.83886679193707699364398 + 4.684053288183046528703611j)
```

bei()

`mpmath.bei(n, z, **kwargs)`

Computes the Kelvin function `bei`, which for real arguments gives the imaginary part of the Bessel J function of a rotated argument. See [ber\(\)](#).

ker()

`mpmath.ker(n, z, **kwargs)`

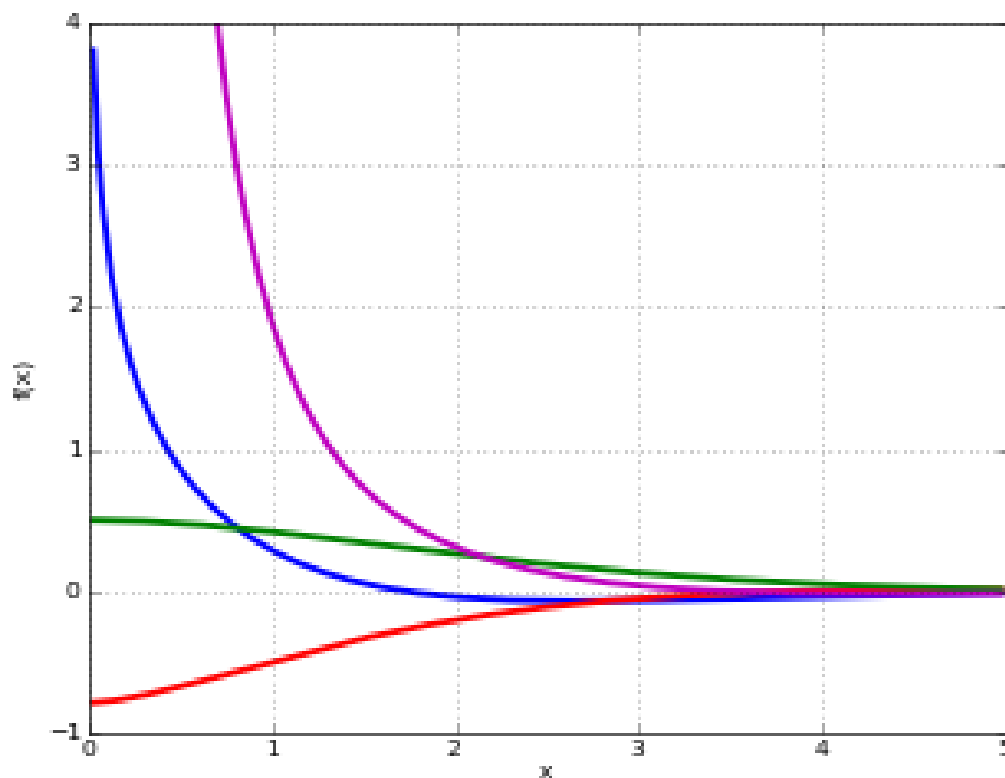
Computes the Kelvin function `ker`, which for real arguments gives the real part of the (rescaled) Bessel K function of a rotated argument

$$e^{-\pi i/2} K_n \left(x e^{3\pi i/4} \right) = \ker_n(x) + i \operatorname{kei}_n(x).$$

The imaginary part is given by [kei\(\)](#).

Plots

```
# Kelvin functions ker_n(x) and kei_n(x) on the real line for n=0,2
f0 = lambda x: ker(0,x)
f1 = lambda x: kei(0,x)
f2 = lambda x: ker(2,x)
f3 = lambda x: kei(2,x)
plot([f0,f1,f2,f3],[0,5],[-1,4])
```



Examples

Verifying the defining relation:

```
>>> from mpmath import *
>>> mp.dps = 25; mp.pretty = True
>>> n, x = 2, 4.5
>>> ker(n,x)
0.02542895201906369640249801
>>> kei(n,x)
-0.02074960467222823237055351
>>> exp(-n*pi*j/2) * bessellk(n, x*root(1,8,1))
(0.02542895201906369640249801 - 0.02074960467222823237055351j)
```

The ker and kei functions are also defined by analytic continuation for complex arguments:

```
>>> ker(1+j, 3+4j)
(1.586084268115490421090533 - 2.939717517906339193598719j)
>>> kei(1+j, 3+4j)
(-2.940403256319453402690132 - 1.585621643835618941044855j)
```

kei()

`mpmath.kei(n, z, **kwargs)`

Computes the Kelvin function kei, which for real arguments gives the imaginary part of the (rescaled) Bessel K function of a rotated argument. See [ker\(\)](#).

Struve functions

struveh()

`mpmath.struveh(n, z, **kwargs)`

Gives the Struve function

$$H_n(z) = \sum_{k=0}^{\infty} \frac{(-1)^k}{\Gamma(k + \frac{3}{2})\Gamma(k + n + \frac{3}{2})} \left(\frac{z}{2}\right)^{2k+n+1}$$

which is a solution to the Struve differential equation

$$z^2 f''(z) + z f'(z) + (z^2 - n^2) f(z) = \frac{2z^{n+1}}{\pi(2n-1)!!}.$$

Examples

Evaluation for arbitrary real and complex arguments:

```
>>> from mpmath import *
>>> mp.dps = 25; mp.pretty = True
>>> struveh(0, 3.5)
0.3608207733778295024977797
>>> struveh(-1, 10)
-0.255212719726956768034732
>>> struveh(1, -100.5)
0.5819566816797362287502246
>>> struveh(2.5, 1000000000000000)
3153915652525200060.308937
>>> struveh(2.5, -1000000000000000)
(0.0 - 3153915652525200060.308937j)
>>> struveh(1+j, 1000000+4000000j)
(-3.066421087689197632388731e+1737173 - 1.596619701076529803290973e+1737173j)
```

A Struve function of half-integer order is elementary; for example:

```
>>> z = 3
>>> struveh(0.5, 3)
0.9167076867564138178671595
>>> sqrt(2/(pi*z))*(1-cos(z))
0.9167076867564138178671595
```

Numerically verifying the differential equation:

```
>>> z = mpf(4.5)
>>> n = 3
>>> f = lambda z: struveh(n,z)
```

(continues on next page)

(continued from previous page)

```

>>> lhs = z**2*diff(f,z,2) + z*diff(f,z) + (z**2-n**2)*f(z)
>>> rhs = 2*z**(n+1)/fac2(2*n-1)/pi
>>> lhs
17.40359302709875496632744
>>> rhs
17.40359302709875496632744

```

struvel()`mpmath.struvel(n, z, **kwargs)`

Gives the modified Struve function

$$\mathbf{L}_n(z) = -ie^{-n\pi i/2}\mathbf{H}_n(iz)$$

which solves to the modified Struve differential equation

$$z^2 f''(z) + z f'(z) - (z^2 + n^2) f(z) = \frac{2z^{n+1}}{\pi(2n-1)!!}.$$

Examples

Evaluation for arbitrary real and complex arguments:

```

>>> from mpmath import *
>>> mp.dps = 25; mp.pretty = True
>>> struvel(0, 3.5)
7.180846515103737996249972
>>> struvel(-1, 10)
2670.994904980850550721511
>>> struvel(1, -100.5)
1.757089288053346261497686e+42
>>> struvel(2.5, 1000000000000000)
4.160893281017115450519948e+4342944819025
>>> struvel(2.5, -1000000000000000)
(0.0 - 4.160893281017115450519948e+4342944819025j)
>>> struvel(1+j, 700j)
(-0.1721150049480079451246076 + 0.1240770953126831093464055j)
>>> struvel(1+j, 1000000+4000000j)
(-2.973341637511505389128708e+434290 - 5.164633059729968297147448e+434290j)

```

Numerically verifying the differential equation:

```

>>> z = mpf(3.5)
>>> n = 3
>>> f = lambda z: struvel(n,z)
>>> lhs = z**2*diff(f,z,2) + z*diff(f,z) - (z**2+n**2)*f(z)
>>> rhs = 2*z**(n+1)/fac2(2*n-1)/pi
>>> lhs
6.368850306060678353018165
>>> rhs
6.368850306060678353018165

```

Anger-Weber functions

angerj()

`mpmath.angerj(ν , z , **kwargs)`

Gives the Anger function

$$\mathbf{J}_{\nu}(z) = \frac{1}{\pi} \int_0^{\pi} \cos(\nu t - z \sin t) dt$$

which is an entire function of both the parameter ν and the argument z . It solves the inhomogeneous Bessel differential equation

$$f''(z) + \frac{1}{z}f'(z) + \left(1 - \frac{\nu^2}{z^2}\right)f(z) = \frac{(z - \nu)}{\pi z^2} \sin(\pi \nu).$$

Examples

Evaluation for real and complex parameter and argument:

```
>>> from mpmath import *
>>> mp.dps = 25; mp.pretty = True
>>> angerj(2,3)
0.4860912605858910769078311
>>> angerj(-3+4j, 2+5j)
(-5033.358320403384472395612 + 585.8011892476145118551756j)
>>> angerj(3.25, 1e6j)
(4.630743639715893346570743e+434290 - 1.117960409887505906848456e+434291j)
>>> angerj(-1.5, 1e6)
0.0002795719747073879393087011
```

The Anger function coincides with the Bessel J-function when ν is an integer:

```
>>> angerj(1,3); besselj(1,3)
0.3390589585259364589255146
0.3390589585259364589255146
>>> angerj(1.5,3); besselj(1.5,3)
0.4088969848691080859328847
0.4777182150870917715515015
```

Verifying the differential equation:

```
>>> v,z = mpf(2.25), 0.75
>>> f = lambda z: angerj(v,z)
>>> diff(f,z,2) + diff(f,z)/z + (1-(v/z)**2)*f(z)
-0.6002108774380707130367995
>>> (z-v)/(pi*z**2) * sinpi(v)
-0.6002108774380707130367995
```

Verifying the integral representation:

```
>>> angerj(v,z)
0.1145380759919333180900501
>>> quad(lambda t: cos(v*t-z*sin(t))/pi, [0,pi])
0.1145380759919333180900501
```

References

1. [DLMF] section 11.10: Anger-Weber Functions

webere()

`mpmath.webere(ν , z , **kwargs)`

Gives the Weber function

$$\mathbf{E}_\nu(z) = \frac{1}{\pi} \int_0^\pi \sin(\nu t - z \sin t) dt$$

which is an entire function of both the parameter ν and the argument z . It solves the inhomogeneous Bessel differential equation

$$f''(z) + \frac{1}{z}f'(z) + \left(1 - \frac{\nu^2}{z^2}\right)f(z) = -\frac{1}{\pi z^2}(z + \nu + (z - \nu)\cos(\pi\nu)).$$

Examples

Evaluation for real and complex parameter and argument:

```
>>> from mpmath import *
>>> mp.dps = 25; mp.pretty = True
>>> webere(2,3)
-0.1057668973099018425662646
>>> webere(-3+4j, 2+5j)
(-585.8081418209852019290498 - 5033.314488899926921597203j)
>>> webere(3.25, 1e6j)
(-1.117960409887505906848456e+434291 - 4.630743639715893346570743e+434290j)
>>> webere(3.25, 1e6)
-0.00002812518265894315604914453
```

Up to addition of a rational function of z , the Weber function coincides with the Struve H-function when ν is an integer:

```
>>> webere(1,3); 2/pi-struveh(1,3)
-0.3834897968188690177372881
-0.3834897968188690177372881
>>> webere(5,3); 26/(35*pi)-struveh(5,3)
0.2009680659308154011878075
0.2009680659308154011878075
```

Verifying the differential equation:

```
>>> v,z = mpf(2.25), 0.75
>>> f = lambda z: webere(v,z)
>>> diff(f,z,2) + diff(f,z)/z + (1-(v/z)**2)*f(z)
-1.097441848875479535164627
>>> -(z+v+(z-v)*cospi(v))/(pi*z**2)
-1.097441848875479535164627
```

Verifying the integral representation:

```
>>> webere(v,z)
0.1486507351534283744485421
>>> quad(lambda t: sin(v*t-z*sin(t))/pi, [0,pi])
0.1486507351534283744485421
```

References

1. [DLMF] section 11.10: Anger-Weber Functions

Lommel functions

`lommels1()`

`mpmath.lommels1(u, v, z, **kwargs)`

Gives the Lommel function $s_{\mu,\nu}$ or $s_{\mu,\nu}^{(1)}$

$$s_{\mu,\nu}(z) = \frac{z^{\mu+1}}{(\mu-\nu+1)(\mu+\nu+1)} {}_1F_2\left(1; \frac{\mu-\nu+3}{2}, \frac{\mu+\nu+3}{2}; -\frac{z^2}{4}\right)$$

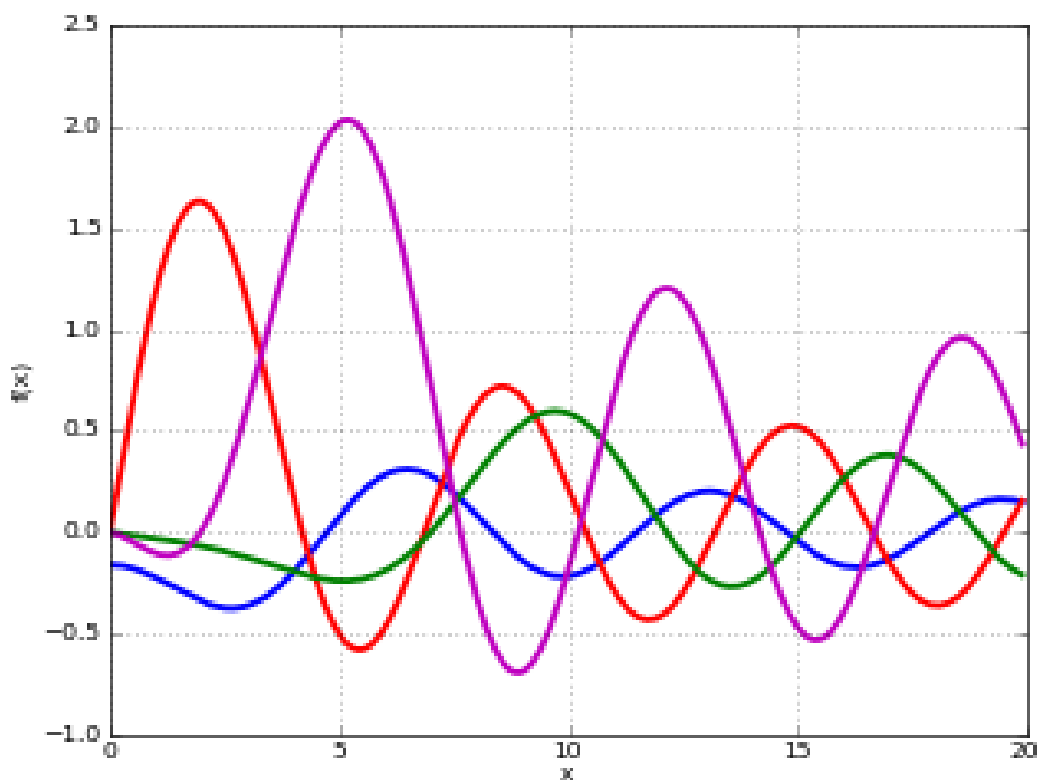
which solves the inhomogeneous Bessel equation

$$z^2 f''(z) + z f'(z) + (z^2 - \nu^2) f(z) = z^{\mu+1}.$$

A second solution is given by `lommels2()`.

Plots

```
# Lommel function s_(u,v)(x) on the real line for a few different u,v
f1 = lambda x: lommels1(-1,2.5,x)
f2 = lambda x: lommels1(0,0.5,x)
f3 = lambda x: lommels1(0,6,x)
f4 = lambda x: lommels1(0.5,3,x)
plot([f1,f2,f3,f4], [0,20])
```

Examples

An integral representation:

```
>>> from mpmath import *
>>> mp.dps = 25; mp.pretty = True
>>> u,v,z = 0.25, 0.125, mpf(0.75)
>>> lommels1(u,v,z)
0.4276243877565150372999126
>>> (bessely(v,z)*quad(lambda t: t**u*besselj(v,t), [0,z]) - \
...  besselj(v,z)*quad(lambda t: t**u*bessely(v,t), [0,z]))*(pi/2)
0.4276243877565150372999126
```

A special value:

```
>>> lommels1(v,v,z)
0.5461221367746048054932553
>>> gamma(v+0.5)*sqrt(pi)*power(2,v-1)*struveh(v,z)
0.5461221367746048054932553
```

Verifying the differential equation:

```
>>> f = lambda z: lommels1(u,v,z)
>>> z**2*diff(f,z,2) + z*diff(f,z) + (z**2-v**2)*f(z)
0.6979536443265746992059141
>>> z**(u+1)
```

(continues on next page)

(continued from previous page)

0.6979536443265746992059141

References

1. [GradshteynRyzhik]
2. [Weisstein] <http://mathworld.wolfram.com/LommelFunction.html>

`lommels2()`

`mpmath.lommels2(u, v, z, **kwargs)`

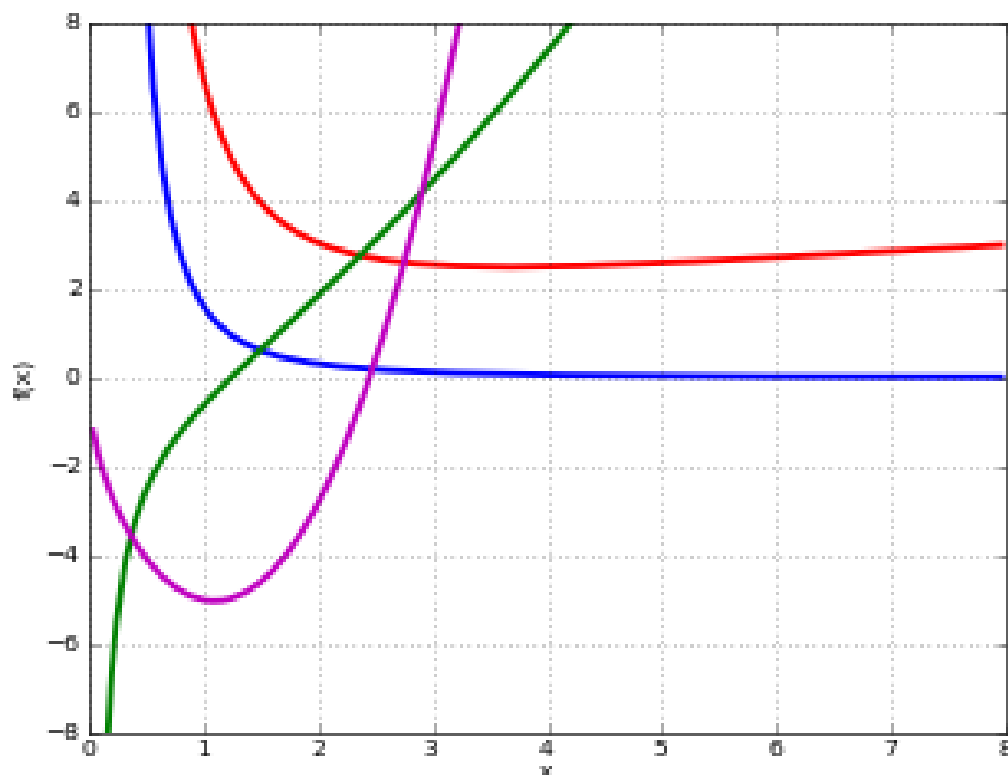
Gives the second Lommel function $S_{\mu,\nu}$ or $s_{\mu,\nu}^{(2)}$

$$S_{\mu,\nu}(z) = s_{\mu,\nu}(z) + 2^{\mu-1} \Gamma\left(\frac{1}{2}(\mu - \nu + 1)\right) \Gamma\left(\frac{1}{2}(\mu + \nu + 1)\right) \times \\ \left[\sin\left(\frac{1}{2}(\mu - \nu)\pi\right) J_\nu(z) - \cos\left(\frac{1}{2}(\mu - \nu)\pi\right) Y_\nu(z) \right]$$

which solves the same differential equation as `lommels1()`.

Plots

```
# Lommel function S_(u,v)(x) on the real line for a few different u,v
f1 = lambda x: lommels2(-1, 2.5, x)
f2 = lambda x: lommels2(1.5, 2, x)
f3 = lambda x: lommels2(2.5, 1, x)
f4 = lambda x: lommels2(3.5, -0.5, x)
plot([f1, f2, f3, f4], [0, 8], [-8, 8])
```



Examples

For large $|z|$, $S_{\mu,\nu} \sim z^{\mu-1}$:

```
>>> from mpmath import *
>>> mp.dps = 25; mp.pretty = True
>>> lommels2(10,2,30000)
1.968299831601008419949804e+40
>>> power(30000,9)
1.9683e+40
```

A special value:

```
>>> u,v,z = 0.5, 0.125, mpf(0.75)
>>> lommels2(v,v,z)
0.9589683199624672099969765
>>> (struveh(v,z)-bessely(v,z))*power(2,v-1)*sqrt(pi)*gamma(v+0.5)
0.9589683199624672099969765
```

Verifying the differential equation:

```
>>> f = lambda z: lommels2(u,v,z)
>>> z**2*diff(f,z,2) + z*diff(f,z) + (z**2-v**2)*f(z)
0.6495190528383289850727924
>>> z**(u+1)
0.6495190528383289850727924
```

References

1. [GradshteynRyzhik]
2. [Weisstein] <http://mathworld.wolfram.com/LommelFunction.html>

Airy and Scorer functions

`airyai()`

`mpmath.airyai(z, derivative=0, **kwargs)`

Computes the Airy function $\text{Ai}(z)$, which is the solution of the Airy differential equation $f''(z) - zf(z) = 0$ with initial conditions

$$\begin{aligned}\text{Ai}(0) &= \frac{1}{3^{2/3}\Gamma(\frac{2}{3})} \\ \text{Ai}'(0) &= -\frac{1}{3^{1/3}\Gamma(\frac{1}{3})}.\end{aligned}$$

Other common ways of defining the Ai-function include integrals such as

$$\begin{aligned}\text{Ai}(x) &= \frac{1}{\pi} \int_0^\infty \cos\left(\frac{1}{3}t^3 + xt\right) dt \quad x \in \mathbb{R} \\ \text{Ai}(z) &= \frac{\sqrt{3}}{2\pi} \int_0^\infty \exp\left(-\frac{t^3}{3} - \frac{zt^3}{3}\right) dt.\end{aligned}$$

The Ai-function is an entire function with a turning point, behaving roughly like a slowly decaying sine wave for $z < 0$ and like a rapidly decreasing exponential for $z > 0$. A second solution of the Airy differential equation is given by $\text{Bi}(z)$ (see `airybi()`).

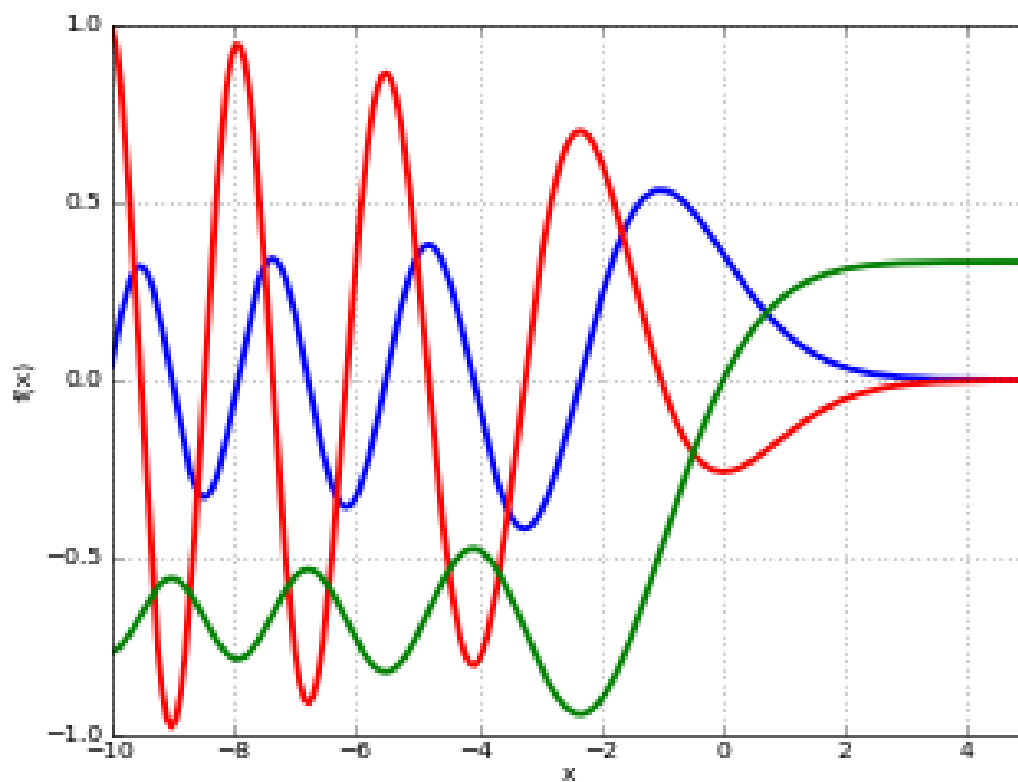
Optionally, with `derivative=alpha`, `airyai()` can compute the α -th order fractional derivative with respect to z . For $\alpha = n = 1, 2, 3, \dots$ this gives the derivative $\text{Ai}^{(n)}(z)$, and for $\alpha = -n = -1, -2, -3, \dots$ this gives the n -fold iterated integral

$$\begin{aligned}f_0(z) &= \text{Ai}(z) \\ f_n(z) &= \int_0^z f_{n-1}(t) dt.\end{aligned}$$

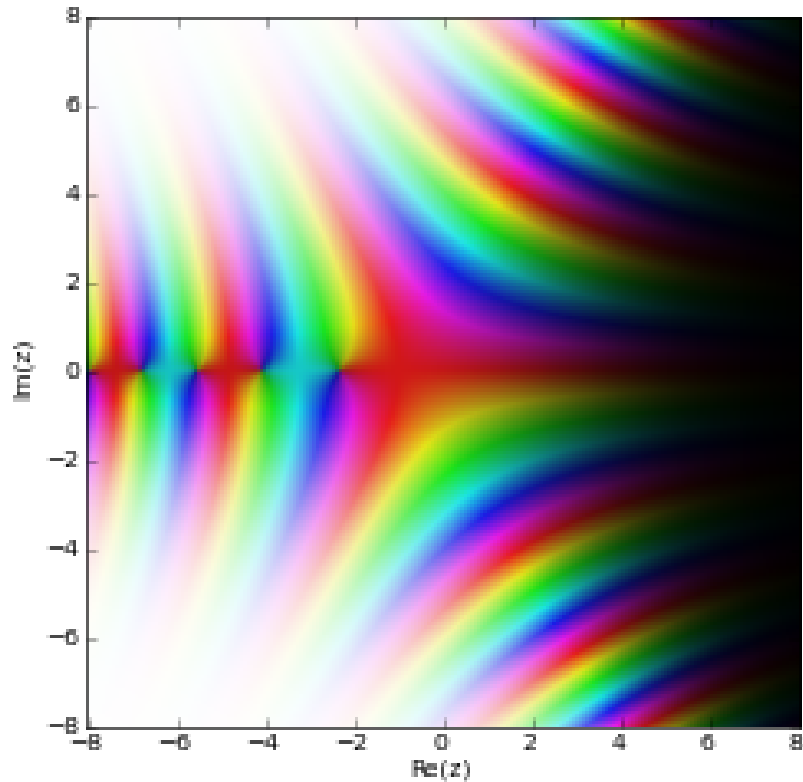
The Ai-function has infinitely many zeros, all located along the negative half of the real axis. They can be computed with `airyaizero()`.

Plots

```
# Airy function Ai(x), Ai'(x) and int_0^x Ai(t) dt on the real line
f = airyai
f_diff = lambda z: airyai(z, derivative=1)
f_int = lambda z: airyai(z, derivative=-1)
plot([f, f_diff, f_int], [-10, 5])
```



```
# Airy function  $Ai(z)$  in the complex plane  
cplot(airyai, [-8,8], [-8,8], points=50000)
```



Basic examples

Limits and values include:

```
>>> from mpmath import *
>>> mp.dps = 25; mp.pretty = True
>>> airyai(0); 1/(power(3,'2/3')*gamma('2/3'))
0.3550280538878172392600632
0.3550280538878172392600632
>>> airyai(1)
0.1352924163128814155241474
>>> airyai(-1)
0.5355608832923521187995166
>>> airyai(inf); airyai(-inf)
0.0
0.0
```

Evaluation is supported for large magnitudes of the argument:

```
>>> airyai(-100)
0.1767533932395528780908311
>>> airyai(100)
2.634482152088184489550553e-291
>>> airyai(50+50j)
(-5.31790195707456404099817e-68 - 1.163588003770709748720107e-67j)
>>> airyai(-50+50j)
```

(continues on next page)

(continued from previous page)

```
(1.041242537363167632587245e+158 + 3.347525544923600321838281e+157j)
```

Huge arguments are also fine:

```
>>> airyai(10**10)
1.162235978298741779953693e-289529654602171
>>> airyai(-10**10)
0.0001736206448152818510510181
>>> w = airyai(10**10*(1+j))
>>> w.real
5.711508683721355528322567e-186339621747698
>>> w.imag
1.867245506962312577848166e-186339621747697
```

The first root of the Ai-function is:

```
>>> findroot(airyai, -2)
-2.338107410459767038489197
>>> airyaizero(1)
-2.338107410459767038489197
```

Properties and relations

Verifying the Airy differential equation:

```
>>> for z in [-3.4, 0, 2.5, 1+2j]:
...     chop(airyai(z,2) - z*airyai(z))
...
0.0
0.0
0.0
0.0
```

The first few terms of the Taylor series expansion around $z = 0$ (every third term is zero):

```
>>> nprint(taylor(airyai, 0, 5))
[0.355028, -0.258819, 0.0, 0.0591713, -0.0215683, 0.0]
```

The Airy functions satisfy the Wronskian relation $\text{Ai}(z) \text{Bi}'(z) - \text{Ai}'(z) \text{Bi}(z) = 1/\pi$:

```
>>> z = -0.5
>>> airyai(z)*airybi(z,1) - airyai(z,1)*airybi(z)
0.3183098861837906715377675
>>> 1/pi
0.3183098861837906715377675
```

The Airy functions can be expressed in terms of Bessel functions of order $\pm 1/3$. For $\Re[z] \leq 0$, we have:

```
>>> z = -3
>>> airyai(z)
-0.3788142936776580743472439
>>> y = 2*power(-z, '3/2')/3
>>> (sqrt(-z) * (besselj('1/3',y) + besselj('-1/3',y)))/3
-0.3788142936776580743472439
```

Derivatives and integrals

Derivatives of the Ai-function (directly and using `diff()`):

```
>>> airyai(-3,1); diff(aiyai,-3)
0.3145837692165988136507873
0.3145837692165988136507873
>>> airyai(-3,2); diff(aiyai,-3,2)
1.136442881032974223041732
1.136442881032974223041732
>>> airyai(1000,1); diff(aiyai,1000)
-2.943133917910336090459748e-9156
-2.943133917910336090459748e-9156
```

Several derivatives at $z = 0$:

```
>>> airyai(0,0); airyai(0,1); airyai(0,2)
0.3550280538878172392600632
-0.2588194037928067984051836
0.0
>>> airyai(0,3); airyai(0,4); airyai(0,5)
0.3550280538878172392600632
-0.5176388075856135968103671
0.0
>>> airyai(0,15); airyai(0,16); airyai(0,17)
1292.30211615165475090663
-3188.655054727379756351861
0.0
```

The integral of the Ai-function:

```
>>> airyai(3,-1); quad(aiyai, [0,3])
0.3299203760070217725002701
0.3299203760070217725002701
>>> airyai(-10,-1); quad(aiyai, [0,-10])
-0.765698403134212917425148
-0.765698403134212917425148
```

Integrals of high or fractional order:

```
>>> airyai(-2,0.5); differint(aiyai,-2,0.5,0)
(0.0 + 0.2453596101351438273844725j)
(0.0 + 0.2453596101351438273844725j)
>>> airyai(-2,-4); differint(aiyai,-2,-4,0)
0.2939176441636809580339365
0.2939176441636809580339365
>>> airyai(0,-1); airyai(0,-2); airyai(0,-3)
0.0
0.0
0.0
```

Integrals of the Ai-function can be evaluated at limit points:

```
>>> airyai(-1000000,-1); airyai(-inf,-1)
-0.6666843728311539978751512
```

(continues on next page)


```
-0.66666666666666666666666666666667
>>> airyai(10,-1); airyai(+inf,-1)
0.33333333332991690159427932
0.333333333333333333333333333333
>>> airyai(+inf,-2); airyai(+inf,-3)
+inf
+inf
>>> airyai(-1000000,-2); airyai(-inf,-2)
666666.4078472650651209742
+inf
>>> airyai(-1000000,-3); airyai(-inf,-3)
-333333074513.7520264995733
-inf
```

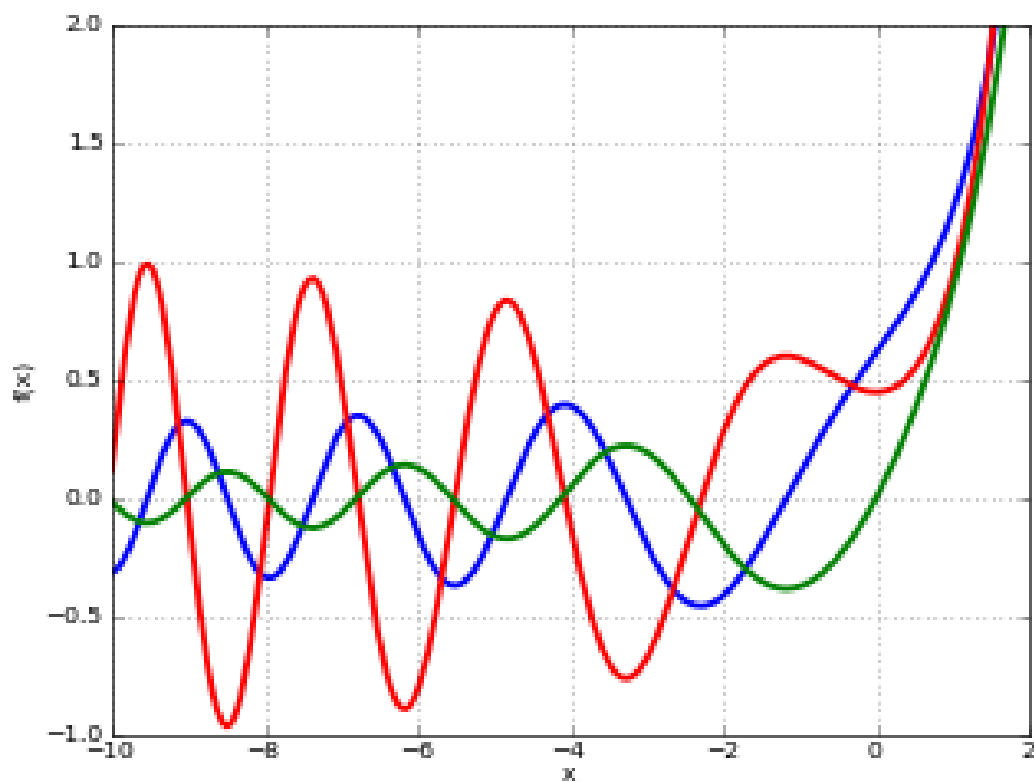
1. [\[DLMF\]](#) Chapter 9: Airy and Related Functions
2. [\[WolframFunctions\]](#) section: Bessel-Type Functions

`mpmath.airybi(z, derivative=0, **kwargs)`
$$\begin{aligned}\text{Bi}(0) &= \frac{1}{3^{1/6}\Gamma\left(\frac{2}{3}\right)} \\ \text{Bi}'(0) &= \frac{3^{1/6}}{\Gamma\left(\frac{1}{3}\right)}.\end{aligned}$$

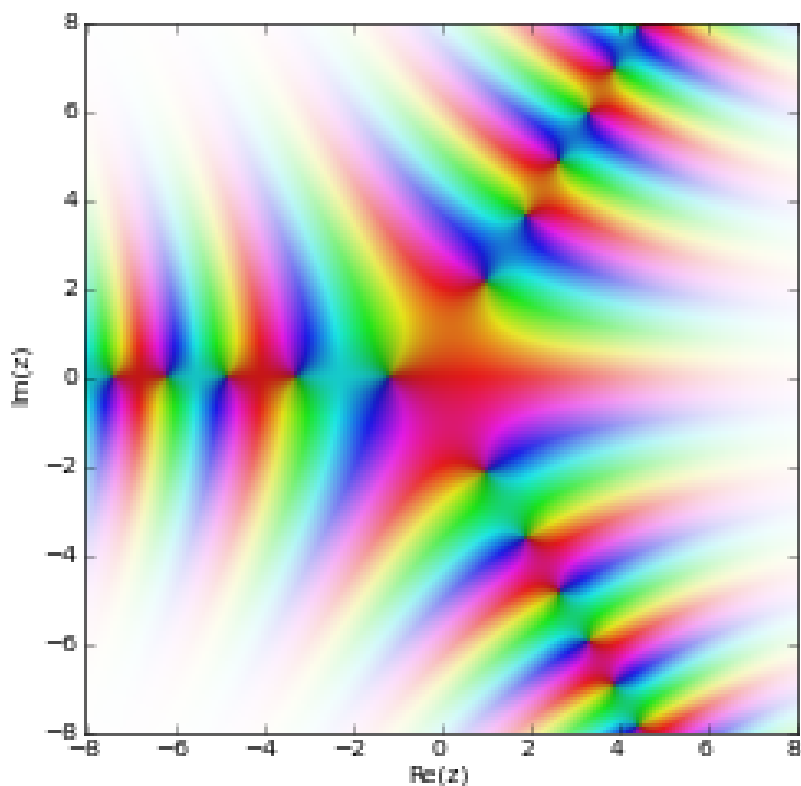
Optionally, as for `airyai()`, derivatives, integrals and fractional derivatives can be computed with the `derivative` parameter.

Plots

149



```
# Airy function  $Bi(z)$  in the complex plane  
cplot(airybi, [-8,8], [-8,8], points=50000)
```



Basic examples

Limits and values include:

```
>>> from mpmath import *
>>> mp.dps = 25; mp.pretty = True
>>> airybi(0); 1/(power(3,'1/6')*gamma('2/3'))
0.6149266274460007351509224
0.6149266274460007351509224
>>> airybi(1)
1.207423594952871259436379
>>> airybi(-1)
0.10399738949694461188869
>>> airybi(inf); airybi(-inf)
+inf
0.0
```

Evaluation is supported for large magnitudes of the argument:

```
>>> airybi(-100)
0.02427388768016013160566747
>>> airybi(100)
6.041223996670201399005265e+288
>>> airybi(50+50j)
(-5.322076267321435669290334e+63 + 1.478450291165243789749427e+65j)
>>> airybi(-50+50j)
```

(continues on next page)

(continued from previous page)

```
(-3.347525544923600321838281e+157 + 1.041242537363167632587245e+158j)
```

Huge arguments:

```
>>> airybi(10**10)
1.369385787943539818688433e+289529654602165
>>> airybi(-10**10)
0.001775656141692932747610973
>>> w = airybi(10**10*(1+j))
>>> w.real
-6.559955931096196875845858e+186339621747689
>>> w.imag
-6.822462726981357180929024e+186339621747690
```

The first real root of the Bi-function is:

```
>>> findroot(airybi, -1); airbizero(1)
-1.17371322270912792491998
-1.17371322270912792491998
```

Properties and relations

Verifying the Airy differential equation:

```
>>> for z in [-3.4, 0, 2.5, 1+2j]:
...     chop(airybi(z,2) - z*airybi(z))
...
0.0
0.0
0.0
0.0
```

The first few terms of the Taylor series expansion around $z = 0$ (every third term is zero):

```
>>> nprint(taylor(airybi, 0, 5))
[0.614927, 0.448288, 0.0, 0.102488, 0.0373574, 0.0]
```

The Airy functions can be expressed in terms of Bessel functions of order $\pm 1/3$. For $\Re[z] \leq 0$, we have:

```
>>> z = -3
>>> airybi(z)
-0.1982896263749265432206449
>>> p = 2*power(-z, '3/2')/3
>>> sqrt(-mpf(z)/3)*(besselj('-1/3',p) - besselj('1/3',p))
-0.1982896263749265432206449
```

Derivatives and integrals

Derivatives of the Bi-function (directly and using `diff()`):

```
>>> airybi(-3,1); diff(airybi,-3)
-0.675611222685258537668032
-0.675611222685258537668032
>>> airybi(-3,2); diff(airybi,-3,2)
```

(continues on next page)

(continued from previous page)

```
0.5948688791247796296619346
0.5948688791247796296619346
>>> airybi(1000,1); diff(airybi,1000)
1.710055114624614989262335e+9156
1.710055114624614989262335e+9156
```

Several derivatives at $z = 0$:

```
>>> airybi(0,0); airybi(0,1); airybi(0,2)
0.6149266274460007351509224
0.4482883573538263579148237
0.0
>>> airybi(0,3); airybi(0,4); airybi(0,5)
0.6149266274460007351509224
0.8965767147076527158296474
0.0
>>> airybi(0,15); airybi(0,16); airybi(0,17)
2238.332923903442675949357
5522.912562599140729510628
0.0
```

The integral of the Bi-function:

```
>>> airybi(3,-1); quad(airybi, [0,3])
10.06200303130620056316655
10.06200303130620056316655
>>> airybi(-10,-1); quad(airybi, [0,-10])
-0.01504042480614002045135483
-0.01504042480614002045135483
```

Integrals of high or fractional order:

```
>>> airybi(-2,0.5); differint(airybi, -2, 0.5, 0)
(0.0 + 0.5019859055341699223453257j)
(0.0 + 0.5019859055341699223453257j)
>>> airybi(-2,-4); differint(airybi,-2,-4,0)
0.2809314599922447252139092
0.2809314599922447252139092
>>> airybi(0,-1); airybi(0,-2); airybi(0,-3)
0.0
0.0
0.0
```

Integrals of the Bi-function can be evaluated at limit points:

```
>>> airybi(-1000000,-1); airybi(-inf,-1)
0.000002191261128063434047966873
0.0
>>> airybi(10,-1); airybi(+inf,-1)
147809803.1074067161675853
+inf
>>> airybi(+inf,-2); airybi(+inf,-3)
+inf
```

(continues on next page)

(continued from previous page)

```

+inf
>>> airybi(-1000000,-2); airybi(-inf,-2)
0.4482883750599908479851085
0.4482883573538263579148237
>>> gamma('2/3')*power(3,'2/3')/(2*pi)
0.4482883573538263579148237
>>> airybi(-100000,-3); airybi(-inf,-3)
-44828.52827206932872493133
-inf
>>> airybi(-100000,-4); airybi(-inf,-4)
2241411040.437759489540248
+inf

```

airyaizero()

`mpmath.airyaizero(k, derivative=0)`

Gives the k -th zero of the Airy Ai -function, i.e. the k -th number a_k ordered by magnitude for which $\text{Ai}(a_k) = 0$.

Optionally, with `derivative=1`, the corresponding zero a'_k of the derivative function, i.e. $\text{Ai}'(a'_k) = 0$, is computed.

Examples

Some values of a_k :

```

>>> from mpmath import *
>>> mp.dps = 25; mp.pretty = True
>>> airyaizero(1)
-2.338107410459767038489197
>>> airyaizero(2)
-4.087949444130970616636989
>>> airyaizero(3)
-5.520559828095551059129856
>>> airyaizero(1000)
-281.0315196125215528353364

```

Some values of a'_k :

```

>>> airyaizero(1,1)
-1.018792971647471089017325
>>> airyaizero(2,1)
-3.248197582179836537875424
>>> airyaizero(3,1)
-4.820099211178735639400616
>>> airyaizero(1000,1)
-280.9378080358935070607097

```

Verification:

```

>>> chop(airyai(airyaizero(1)))
0.0
>>> chop(airyai(airyaizero(1,1),1))
0.0

```

airybizero()

`mpmath.airybizero(k, derivative=0, complex=0)`

With `complex=False`, gives the k -th real zero of the Airy Bi-function, i.e. the k -th number b_k ordered by magnitude for which $\text{Bi}(b_k) = 0$.

With `complex=True`, gives the k -th complex zero in the upper half plane β_k . Also the conjugate $\overline{\beta_k}$ is a zero.

Optionally, with `derivative=1`, the corresponding zero b'_k or β'_k of the derivative function, i.e. $\text{Bi}'(b'_k) = 0$ or $\text{Bi}'(\beta'_k) = 0$, is computed.

Examples

Some values of b_k :

```
>>> from mpmath import *
>>> mp.dps = 25; mp.pretty = True
>>> airybizero(1)
-1.17371322270912792491998
>>> airybizero(2)
-3.271093302836352715680228
>>> airybizero(3)
-4.830737841662015932667709
>>> airybizero(1000)
-280.9378112034152401578834
```

Some values of b'_k :

```
>>> airybizero(1,1)
-2.294439682614123246622459
>>> airybizero(2,1)
-4.073155089071828215552369
>>> airybizero(3,1)
-5.512395729663599496259593
>>> airybizero(1000,1)
-281.0315164471118527161362
```

Some values of β_k :

```
>>> airybizero(1,complex=True)
(0.9775448867316206859469927 + 2.141290706038744575749139j)
>>> airybizero(2,complex=True)
(1.896775013895336346627217 + 3.627291764358919410440499j)
>>> airybizero(3,complex=True)
(2.633157739354946595708019 + 4.855468179979844983174628j)
>>> airybizero(1000,complex=True)
(140.4978560578493018899793 + 243.3907724215792121244867j)
```

Some values of β'_k :

```
>>> airybizero(1,1,complex=True)
(0.2149470745374305676088329 + 1.100600143302797880647194j)
>>> airybizero(2,1,complex=True)
(1.458168309223507392028211 + 2.912249367458445419235083j)
>>> airybizero(3,1,complex=True)
```

(continues on next page)

(continued from previous page)

```
(2.273760763013482299792362 + 4.254528549217097862167015j)
>>> airybizero(1000,1,complex=True)
(140.4509972835270559730423 + 243.3096175398562811896208j)
```

Verification:

```
>>> chop(airybi(airybizero(1)))
0.0
>>> chop(airybi(airybizero(1,1),1))
0.0
>>> u = airybizero(1,complex=True)
>>> chop(airybi(u))
0.0
>>> chop(airybi(conj(u)))
0.0
```

The complex zeros (in the upper and lower half-planes respectively) asymptotically approach the rays $z = R \exp(\pm i\pi/3)$:

```
>>> arg(airybizero(1,complex=True))
1.142532510286334022305364
>>> arg(airybizero(1000,complex=True))
1.047271114786212061583917
>>> arg(airybizero(1000000,complex=True))
1.047197624741816183341355
>>> pi/3
1.047197551196597746154214
```

scorer_{gi}()

`mpmath.scorergi(z, **kwargs)`

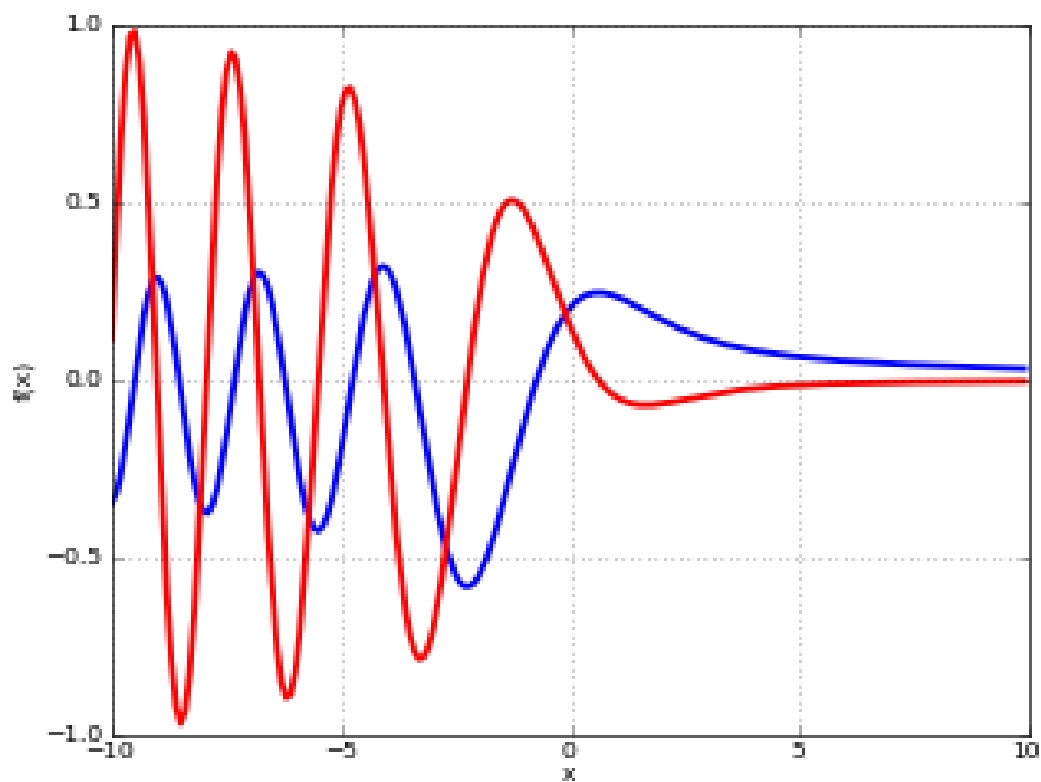
Evaluates the Scorer function

$$\text{Gi}(z) = \text{Ai}(z) \int_0^z \text{Bi}(t) dt + \text{Bi}(z) \int_z^\infty \text{Ai}(t) dt$$

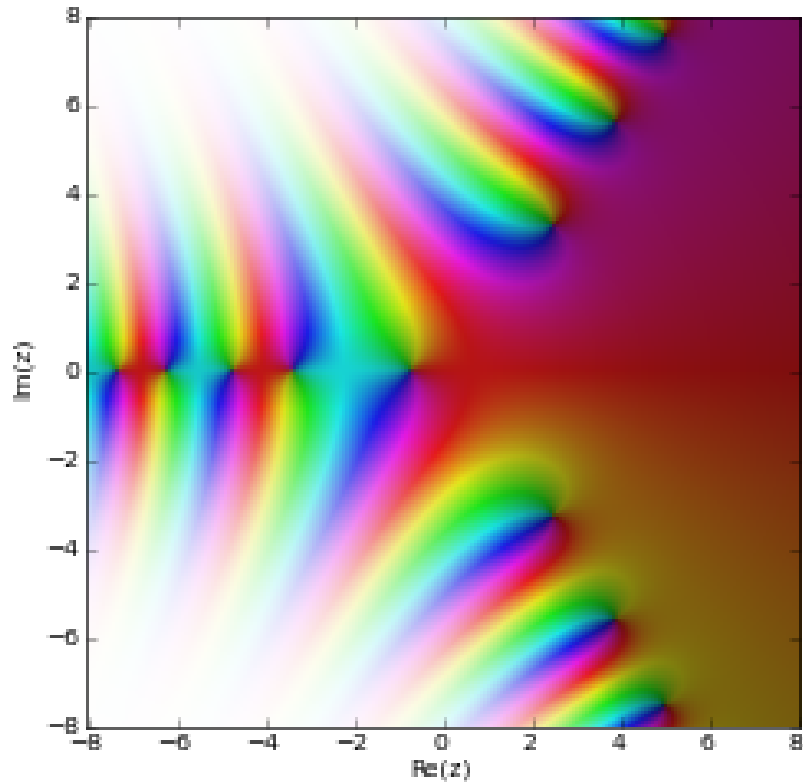
which gives a particular solution to the inhomogeneous Airy differential equation $f''(z) - zf(z) = 1/\pi$. Another particular solution is given by the Scorer Hi-function ([`scorerhi\(\)`](#)). The two functions are related as $\text{Gi}(z) + \text{Hi}(z) = \text{Bi}(z)$.

Plots

```
# Scorer function Gi(x) and Gi'(x) on the real line
plot([scorergi, diffun(scorergi)], [-10,10])
```

```
# Scorer function  $G_i(z)$  in the complex plane  
cplot(scorergi, [-8,8], [-8,8], points=50000)
```



Examples

Some values and limits:

```
>>> from mpmath import *
>>> mp.dps = 25; mp.pretty = True
>>> scorergi(0); 1/(power(3, '7/6')*gamma('2/3'))
0.2049755424820002450503075
0.2049755424820002450503075
>>> diff(scorergi, 0); 1/(power(3, '5/6')*gamma('1/3'))
0.1494294524512754526382746
0.1494294524512754526382746
>>> scorergi(+inf); scorergi(-inf)
0.0
0.0
>>> scorergi(1)
0.2352184398104379375986902
>>> scorergi(-1)
-0.1166722172960152826494198
```

Evaluation for large arguments:

```
>>> scorergi(10)
0.03189600510067958798062034
>>> scorergi(100)
0.003183105228162961476590531
```

(continues on next page)

(continued from previous page)

```

>>> scorergi(1000000)
0.0000003183098861837906721743873
>>> 1/(pi*1000000)
0.0000003183098861837906715377675
>>> scorergi(-1000)
-0.08358288400262780392338014
>>> scorergi(-100000)
0.02886866118619660226809581
>>> scorergi(50+10j)
(0.0061214102799778578790984 - 0.001224335676457532180747917j)
>>> scorergi(-50-10j)
(5.236047850352252236372551e+29 - 3.08254224233701381482228e+29j)
>>> scorergi(100000j)
(-8.806659285336231052679025e+6474077 + 8.684731303500835514850962e+6474077j)

```

Verifying the connection between G_i and H_i :

```

>>> z = 0.25
>>> scorergi(z) + scorerhi(z)
0.7287469039362150078694543
>>> airybi(z)
0.7287469039362150078694543

```

Verifying the differential equation:

```

>>> for z in [-3.4, 0, 2.5, 1+2j]:
...     chop(diff(scorergi,z,2) - z*scorergi(z))
...
-0.3183098861837906715377675
-0.3183098861837906715377675
-0.3183098861837906715377675
-0.3183098861837906715377675

```

Verifying the integral representation:

```

>>> z = 0.5
>>> scorergi(z)
0.2447210432765581976910539
>>> Ai,Bi = airyai,airybi
>>> Bi(z)*(Ai(inf,-1)-Ai(z,-1)) + Ai(z)*(Bi(z,-1)-Bi(0,-1))
0.2447210432765581976910539

```

References

1. [DLMF] section 9.12: Scorer Functions

scorerhi()`mpmath.scorerhi(z, **kwargs)`

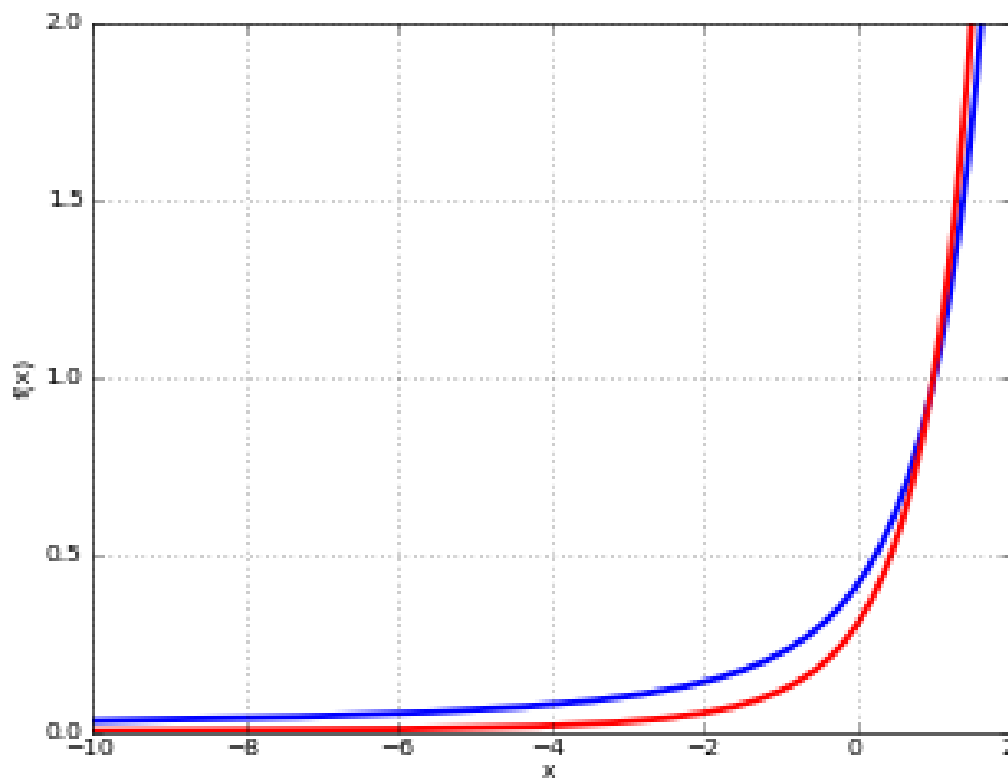
Evaluates the second Scorer function

$$\text{Hi}(z) = \text{Bi}(z) \int_{-\infty}^z \text{Ai}(t) dt - \text{Ai}(z) \int_{-\infty}^z \text{Bi}(t) dt$$

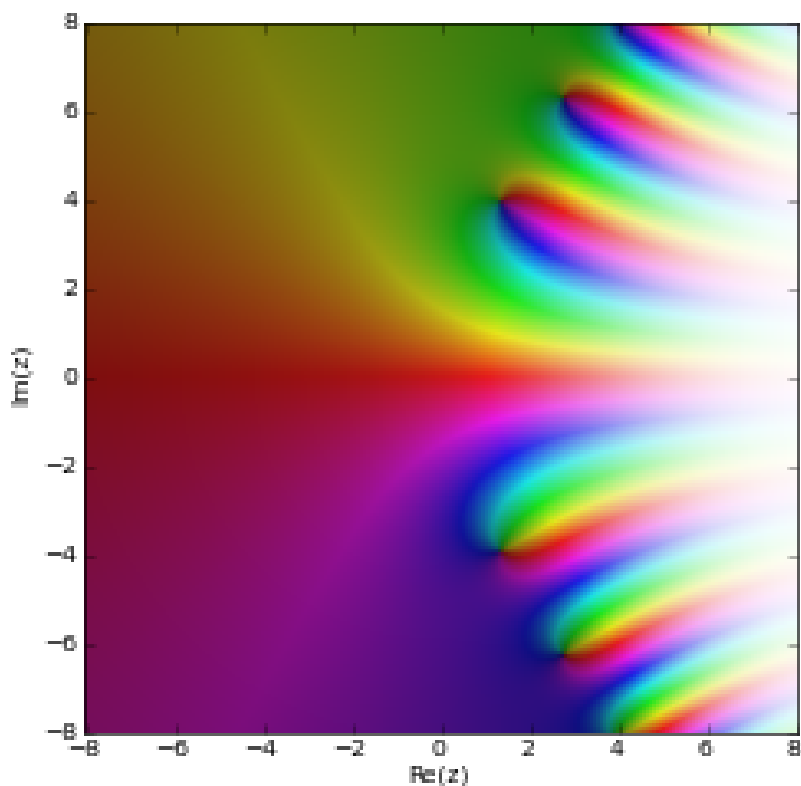
which gives a particular solution to the inhomogeneous Airy differential equation $f''(z) - zf(z) = 1/\pi$. See also `scorergi()`.

Plots

```
# Scorer function Hi(x) and Hi'(x) on the real line
plot([scorerhi, diffun(scorerhi)], [-10,2], [0,2])
```



```
# Scorer function Hi(z) in the complex plane
cplot(scorerhi, [-8,8], [-8,8], points=50000)
```



Examples

Some values and limits:

```
>>> from mpmath import *
>>> mp.dps = 25; mp.pretty = True
>>> scorerhi(0); 2/(power(3, '7/6')*gamma('2/3'))
0.4099510849640004901006149
0.4099510849640004901006149
>>> diff(scorerhi,0); 2/(power(3, '5/6')*gamma('1/3'))
0.2988589049025509052765491
0.2988589049025509052765491
>>> scorerhi(+inf); scorerhi(-inf)
+inf
0.0
>>> scorerhi(1)
0.9722051551424333218376886
>>> scorerhi(-1)
0.2206696067929598945381098
```

Evaluation for large arguments:

```
>>> scorerhi(10)
455641153.5163291358991077
>>> scorerhi(100)
6.041223996670201399005265e+288
```

(continues on next page)

(continued from previous page)

```

>>> scorerhi(1000000)
7.138269638197858094311122e+289529652
>>> scorerhi(-10)
0.0317685352825022727415011
>>> scorerhi(-100)
0.003183092495767499864680483
>>> scorerhi(100j)
(-6.366197716545672122983857e-9 + 0.003183098861710582761688475j)
>>> scorerhi(50+50j)
(-5.322076267321435669290334e+63 + 1.478450291165243789749427e+65j)
>>> scorerhi(-1000-1000j)
(0.0001591549432510502796565538 - 0.000159154943091895334973109j)

```

Verifying the differential equation:

```

>>> for z in [-3.4, 0, 2, 1+2j]:
...     chop(diff(scorerhi,z,2) - z*scorerhi(z))
...
0.3183098861837906715377675
0.3183098861837906715377675
0.3183098861837906715377675
0.3183098861837906715377675

```

Verifying the integral representation:

```

>>> z = 0.5
>>> scorerhi(z)
0.6095559998265972956089949
>>> Ai,Bi = airyai,airybi
>>> Bi(z)*(Ai(z,-1)-Ai(-inf,-1)) - Ai(z)*(Bi(z,-1)-Bi(-inf,-1))
0.6095559998265972956089949

```

Coulomb wave functions

coulombf()

`mpmath.coulombf(l, eta, z)`

Calculates the regular Coulomb wave function

$$F_l(\eta, z) = C_l(\eta) z^{l+1} e^{-iz} {}_1F_1(l+1 - i\eta, 2l+2, 2iz)$$

where the normalization constant $C_l(\eta)$ is as calculated by `coulombc()`. This function solves the differential equation

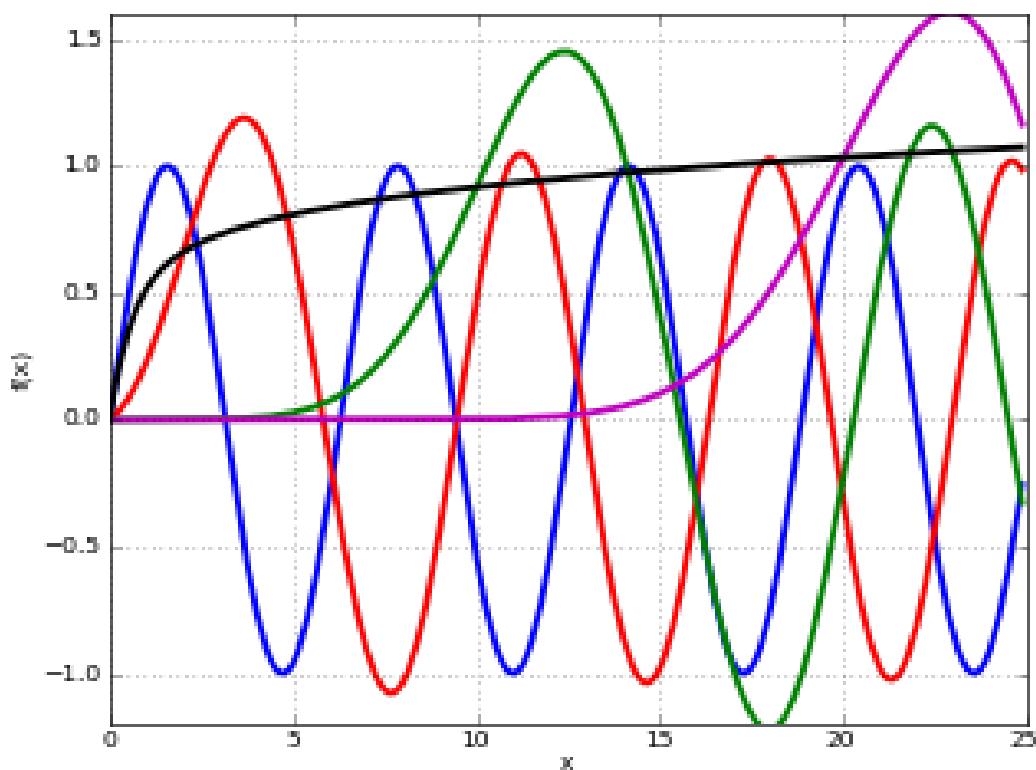
$$f''(z) + \left(1 - \frac{2\eta}{z} - \frac{l(l+1)}{z^2}\right) f(z) = 0.$$

A second linearly independent solution is given by the irregular Coulomb wave function $G_l(\eta, z)$ (see `coulombg()`) and thus the general solution is $f(z) = C_1 F_l(\eta, z) + C_2 G_l(\eta, z)$ for arbitrary constants C_1, C_2 . Physically, the Coulomb wave functions give the radial solution to the Schrodinger equation for a point particle in a $1/z$ potential; z is then the radius and l, η are quantum numbers.

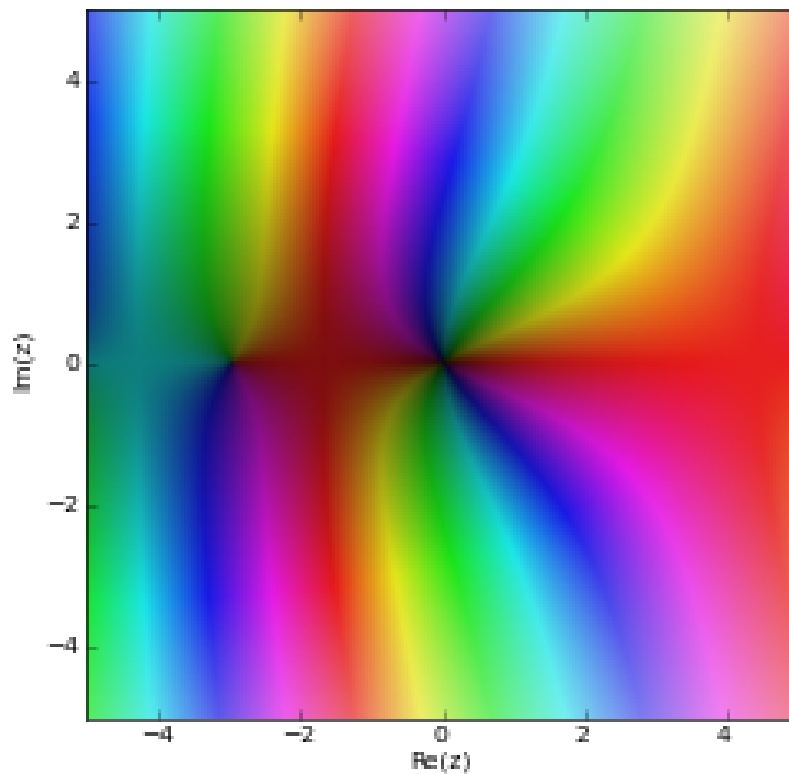
The Coulomb wave functions with real parameters are defined in Abramowitz & Stegun, section 14. However, all parameters are permitted to be complex in this implementation (see references).

Plots

```
# Regular Coulomb wave functions -- equivalent to figure 14.3 in A&S
F1 = lambda x: coulombf(0,0,x)
F2 = lambda x: coulombf(0,1,x)
F3 = lambda x: coulombf(0,5,x)
F4 = lambda x: coulombf(0,10,x)
F5 = lambda x: coulombf(0,x/2,x)
plot([F1,F2,F3,F4,F5], [0,25], [-1.2,1.6])
```



```
# Regular Coulomb wave function in the complex plane
cplot(lambda z: coulombf(1,1,z), points=50000)
```



Examples

Evaluation is supported for arbitrary magnitudes of z :

```
>>> from mpmath import *
>>> mp.dps = 25; mp.pretty = True
>>> coulombf(2, 1.5, 3.5)
0.4080998961088761187426445
>>> coulombf(-2, 1.5, 3.5)
0.7103040849492536747533465
>>> coulombf(2, 1.5, '1e-10')
4.143324917492256448770769e-33
>>> coulombf(2, 1.5, 1000)
0.4482623140325567050716179
>>> coulombf(2, 1.5, 10**10)
-0.066804196437694360046619
```

Verifying the differential equation:

```
>>> l, eta, z = 2, 3, mpf(2.75)
>>> A, B = 1, 2
>>> f = lambda z: A*coulombf(l,eta,z) + B*coulombg(l,eta,z)
>>> chop(diff(f,z,2) + (1-2*eta/z - 1*(1+1)/z**2)*f(z))
0.0
```

A Wronskian relation satisfied by the Coulomb wave functions:


```

>>> l = 2
>>> eta = 1.5
>>> F = lambda z: coulombf(l,eta,z)
>>> G = lambda z: coulombg(l,eta,z)
>>> for z in [3.5, -1, 2+3j]:
...     chop(diff(F,z)*G(z) - F(z)*diff(G,z))
...
1.0
1.0
1.0

```

Another Wronskian relation:

```

>>> F = coulombf
>>> G = coulombg
>>> for z in [3.5, -1, 2+3j]:
...     chop(F(l-1,eta,z)*G(l,eta,z)-F(l,eta,z)*G(l-1,eta,z) - 1/sqrt(l**2+eta**2))
...
0.0
0.0
0.0

```

An integral identity connecting the regular and irregular wave functions:

```

>>> l, eta, z = 4+j, 2-j, 5+2j
>>> coulombf(l,eta,z) + j*coulombg(l,eta,z)
(0.7997977752284033239714479 + 0.9294486669502295512503127j)
>>> g = lambda t: exp(-t)*t**(l-j*eta)*(t+2*j*z)**(l+j*eta)
>>> j*exp(-j*z)*z**(-l)/fac(2*l+1)/coulombc(l,eta)*quad(g, [0,inf])
(0.7997977752284033239714479 + 0.9294486669502295512503127j)

```

Some test case with complex parameters, taken from Michel [2]:

```

>>> mp.dps = 15
>>> coulombf(1+0.1j, 50+50j, 100.156)
(-1.02107292320897e+15 - 2.83675545731519e+15j)
>>> coulombg(1+0.1j, 50+50j, 100.156)
(2.83675545731519e+15 - 1.02107292320897e+15j)
>>> coulombf(1e-5j, 10+1e-5j, 0.1+1e-6j)
(4.30566371247811e-14 - 9.03347835361657e-19j)
>>> coulombg(1e-5j, 10+1e-5j, 0.1+1e-6j)
(778709182061.134 + 18418936.2660553j)

```

The following reproduces a table in Abramowitz & Stegun, at twice the precision:

```

>>> mp.dps = 10
>>> eta = 2; z = 5
>>> for l in [5, 4, 3, 2, 1, 0]:
...     print("%s %s %s" % (l, coulombf(l,eta,z),
...         diff(lambda z: coulombf(l,eta,z), z)))
...
5 0.09079533488 0.1042553261
4 0.2148205331 0.2029591779

```

(continues on next page)

(continued from previous page)

```

3 0.4313159311 0.320534053
2 0.7212774133 0.3952408216
1 0.9935056752 0.3708676452
0 1.143337392 0.2937960375

```

References

1. I.J. Thompson & A.R. Barnett, “Coulomb and Bessel Functions of Complex Arguments and Order”, J. Comp. Phys., vol 64, no. 2, June 1986.
2. N. Michel, “Precise Coulomb wave functions for a wide range of complex l , η and z ”, <http://arxiv.org/abs/physics/0702051v1>

coulombg()

`mpmath.coulombg(l , η , z)`

Calculates the irregular Coulomb wave function

$$G_l(\eta, z) = \frac{F_l(\eta, z) \cos(\chi) - F_{-l-1}(\eta, z)}{\sin(\chi)}$$

where $\chi = \sigma_l - \sigma_{-l-1} - (l + 1/2)\pi$ and $\sigma_l(\eta) = (\ln \Gamma(1 + l + i\eta) - \ln \Gamma(1 + l - i\eta))/(2i)$.

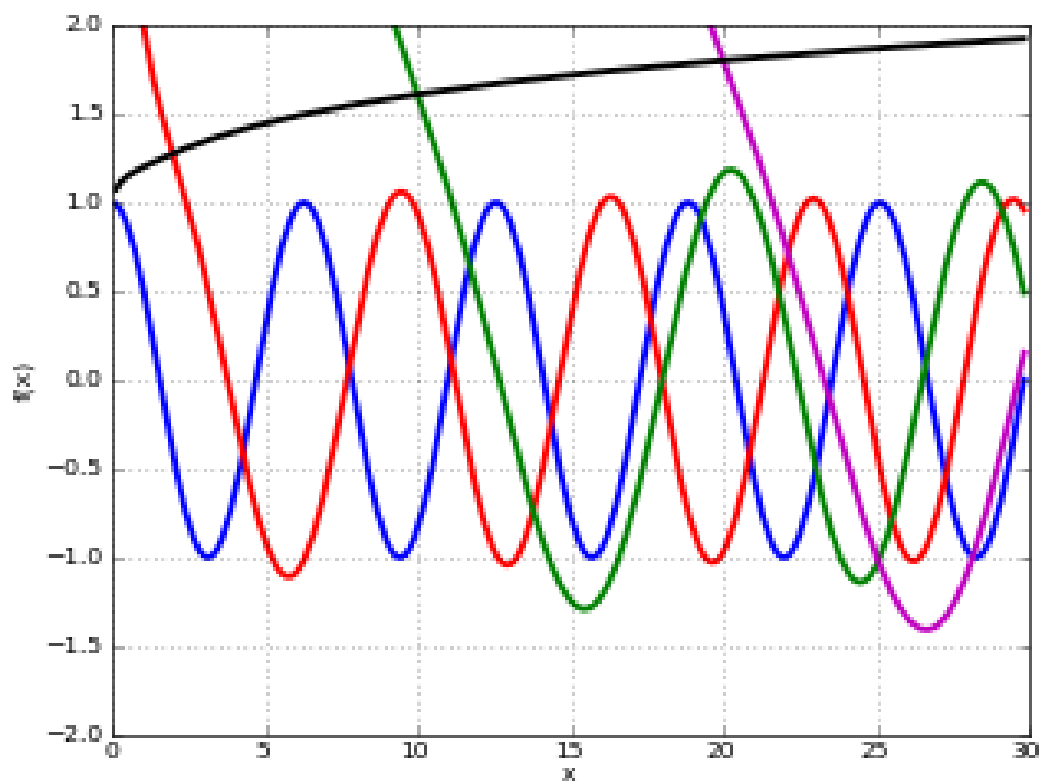
See `coulombf()` for additional information.

Plots

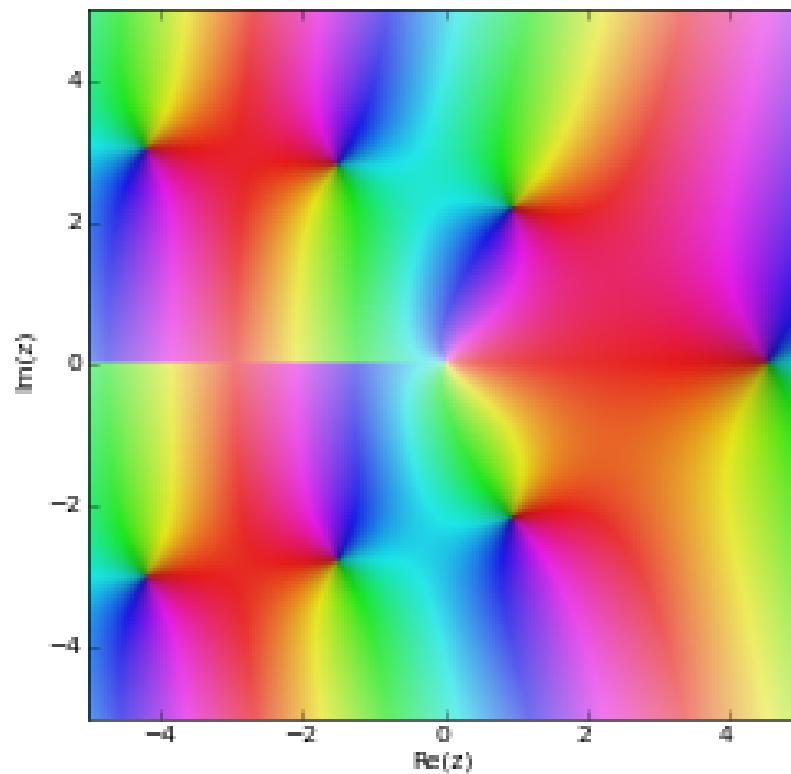
```

# Irregular Coulomb wave functions -- equivalent to figure 14.5 in A&S
F1 = lambda x: coulombg(0,0,x)
F2 = lambda x: coulombg(0,1,x)
F3 = lambda x: coulombg(0,5,x)
F4 = lambda x: coulombg(0,10,x)
F5 = lambda x: coulombg(0,x/2,x)
plot([F1,F2,F3,F4,F5], [0,30], [-2,2])

```



```
# Irregular Coulomb wave function in the complex plane
cplot(lambda z: coulombg(1,1,z), points=50000)
```



Examples

Evaluation is supported for arbitrary magnitudes of z :

```
>>> from mpmath import *
>>> mp.dps = 25; mp.pretty = True
>>> coulombg(-2, 1.5, 3.5)
1.380011900612186346255524
>>> coulombg(2, 1.5, 3.5)
1.919153700722748795245926
>>> coulombg(-2, 1.5, '1e-10')
201126715824.7329115106793
>>> coulombg(-2, 1.5, 1000)
0.1802071520691149410425512
>>> coulombg(-2, 1.5, 10**10)
0.652103020061678070929794
```

The following reproduces a table in Abramowitz & Stegun, at twice the precision:

```
>>> mp.dps = 10
>>> eta = 2; z = 5
>>> for l in [1, 2, 3, 4, 5]:
...     print("%s %s %s" % (l, coulombg(l,eta,z),
...         -diff(lambda z: coulombg(l,eta,z), z)))
...
1 1.08148276 0.6028279961
```

(continues on next page)

(continued from previous page)

```

2 1.496877075 0.5661803178
3 2.048694714 0.7959909551
4 3.09408669 1.731802374
5 5.629840456 4.549343289

```

Evaluation close to the singularity at $z = 0$:

```

>>> mp.dps = 15
>>> coulombg(0, 10, 1)
3088184933.67358
>>> coulombg(0, 10, '1e-10')
5554866000719.8
>>> coulombg(0, 10, '1e-100')
5554866221524.1

```

Evaluation with a half-integer value for l :

```

>>> coulombg(1.5, 1, 10)
0.852320038297334

```

coulombc()

`mpmath.coulombc(l , η)`

Gives the normalizing Gamow constant for Coulomb wave functions,

$$C_l(\eta) = 2^l \exp(-\pi\eta/2 + [\ln \Gamma(1 + l + i\eta) + \ln \Gamma(1 + l - i\eta)]/2 - \ln \Gamma(2l + 2)),$$

where the log gamma function with continuous imaginary part away from the negative half axis (see [loggamma\(\)](#)) is implied.

This function is used internally for the calculation of Coulomb wave functions, and automatically cached to make multiple evaluations with fixed l, η fast.

Confluent U and Whittaker functions

hyperu()

`mpmath.hyperu(a , b , z)`

Gives the Tricomi confluent hypergeometric function U , also known as the Kummer or confluent hypergeometric function of the second kind. This function gives a second linearly independent solution to the confluent hypergeometric differential equation (the first is provided by ${}_1F_1$ – see [hyp1f1\(\)](#)).

Examples

Evaluation for arbitrary complex arguments:

```

>>> from mpmath import *
>>> mp.dps = 25; mp.pretty = True
>>> hyperu(2, 3, 4)
0.0625
>>> hyperu(0.25, 5, 1000)

```

(continues on next page)

(continued from previous page)

```
0.1779949416140579573763523
>>> hyperu(0.25, 5, -1000)
(0.1256256609322773150118907 - 0.1256256609322773150118907j)
```

The U function may be singular at $z = 0$:

```
>>> hyperu(1.5, 2, 0)
+inf
>>> hyperu(1.5, -2, 0)
0.1719434921288400112603671
```

Verifying the differential equation:

```
>>> a, b = 1.5, 2
>>> f = lambda z: hyperu(a,b,z)
>>> for z in [-10, 3, 3+4j]:
...     chop(z*diff(f,z,2) + (b-z)*diff(f,z) - a*f(z))
...
0.0
0.0
0.0
```

An integral representation:

```
>>> a,b,z = 2, 3.5, 4.25
>>> hyperu(a,b,z)
0.06674960718150520648014567
>>> quad(lambda t: exp(-z*t)*t**(a-1)*(1+t)**(b-a-1), [0,inf]) / gamma(a)
0.06674960718150520648014567
```

[1] http://people.math.sfu.ca/~cbm/aands/page_504.htm

whitm()

`mpmath.whitm(k, m, z)`

Evaluates the Whittaker function $M(k, m, z)$, which gives a solution to the Whittaker differential equation

$$\frac{d^2 f}{dz^2} + \left(-\frac{1}{4} + \frac{k}{z} + \frac{(\frac{1}{4} - m^2)}{z^2} \right) f = 0.$$

A second solution is given by `whitw()`.

The Whittaker functions are defined in Abramowitz & Stegun, section 13.1. They are alternate forms of the confluent hypergeometric functions ${}_1F_1$ and U :

$$M(k, m, z) = e^{-\frac{1}{2}z} z^{\frac{1}{2}+m} {}_1F_1\left(\frac{1}{2} + m - k, 1 + 2m, z\right)$$

$$W(k, m, z) = e^{-\frac{1}{2}z} z^{\frac{1}{2}+m} U\left(\frac{1}{2} + m - k, 1 + 2m, z\right).$$

Examples

Evaluation for arbitrary real and complex arguments is supported:

```

>>> from mpmath import *
>>> mp.dps = 25; mp.pretty = True
>>> whitm(1, 1, 1)
0.7302596799460411820509668
>>> whitm(1, 1, -1)
(0.0 - 1.417977827655098025684246j)
>>> whitm(j, j/2, 2+3j)
(3.245477713363581112736478 - 0.822879187542699127327782j)
>>> whitm(2, 3, 100000)
4.303985255686378497193063e+21707

```

Evaluation at zero:

```

>>> whitm(1,-1,0); whitm(1,-0.5,0); whitm(1,0,0)
+inf
nan
0.0

```

We can verify that `whitm()` numerically satisfies the differential equation for arbitrarily chosen values:

```

>>> k = mpf(0.25)
>>> m = mpf(1.5)
>>> f = lambda z: whitm(k,m,z)
>>> for z in [-1, 2.5, 3, 1+2j]:
...     chop(diff(f,z,2) + (-0.25 + k/z + (0.25-m**2)/z**2)*f(z))
...
0.0
0.0
0.0
0.0

```

An integral involving both `whitm()` and `whitw()`, verifying evaluation along the real axis:

```

>>> quad(lambda x: exp(-x)*whitm(3,2,x)*whitw(1,-2,x), [0,inf])
3.438869842576800225207341
>>> 128/(21*sqrt(pi))
3.438869842576800225207341

```

whitw()

`mpmath.whitw(k, m, z)`

Evaluates the Whittaker function $W(k, m, z)$, which gives a second solution to the Whittaker differential equation. (See `whitm()`.)

Examples

Evaluation for arbitrary real and complex arguments is supported:

```

>>> from mpmath import *
>>> mp.dps = 25; mp.pretty = True
>>> whitw(1, 1, 1)
1.19532063107581155661012
>>> whitw(1, 1, -1)

```

(continues on next page)

(continued from previous page)

```
(-0.9424875979222187313924639 - 0.2607738054097702293308689j)
>>> whitw(j, j/2, 2+3j)
(0.1782899315111033879430369 - 0.01609578360403649340169406j)
>>> whitw(2, 3, 100000)
1.887705114889527446891274e-21705
>>> whitw(-1, -1, 100)
1.905250692824046162462058e-24
```

Evaluation at zero:

```
>>> for m in [-1, -0.5, 0, 0.5, 1]:
...     whitw(1, m, 0)
...
+inf
nan
0.0
nan
+inf
```

We can verify that `whitw()` numerically satisfies the differential equation for arbitrarily chosen values:

```
>>> k = mpf(0.25)
>>> m = mpf(1.5)
>>> f = lambda z: whitw(k,m,z)
>>> for z in [-1, 2.5, 3, 1+2j]:
...     chop(diff(f,z,2) + (-0.25 + k/z + (0.25-m**2)/z**2)*f(z))
...
0.0
0.0
0.0
0.0
```

Parabolic cylinder functions

pcfd()

`mpmath.pcfd(n, z, **kwargs)`

Gives the parabolic cylinder function in Whittaker's notation $D_n(z) = U(-n - 1/2, z)$ (see `pcfu()`). It solves the differential equation

$$y'' + \left(n + \frac{1}{2} - \frac{1}{4}z^2\right)y = 0.$$

and can be represented in terms of Hermite polynomials (see `hermite()`) as

$$D_n(z) = 2^{-n/2} e^{-z^2/4} H_n\left(\frac{z}{\sqrt{2}}\right).$$

Plots

```
# Parabolic cylinder function D_n(x) on the real line for n=0,1,2,3,4
d0 = lambda x: pcfd(0,x)
```

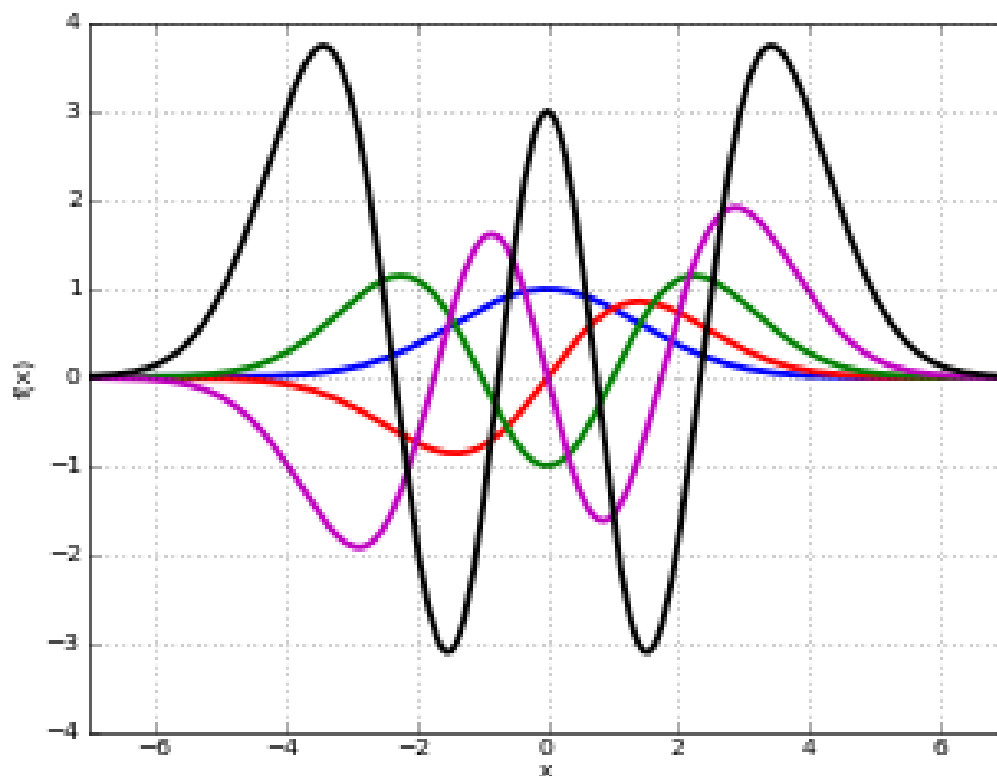
(continues on next page)

(continued from previous page)

```

d1 = lambda x: pcf(1,x)
d2 = lambda x: pcf(2,x)
d3 = lambda x: pcf(3,x)
d4 = lambda x: pcf(4,x)
plot([d0,d1,d2,d3,d4],[-7,7])

```



Examples

```

>>> from mpmath import *
>>> mp.dps = 25; mp.pretty = True
>>> pcf(0,0); pcf(1,0); pcf(2,0); pcf(3,0)
1.0
0.0
-1.0
0.0
>>> pcf(4,0); pcf(-3,0)
3.0
0.6266570686577501256039413
>>> pcf('1/2', 2+3j)
(-5.363331161232920734849056 - 3.858877821790010714163487j)
>>> pcf(2, -10)
1.374906442631438038871515e-9

```

Verifying the differential equation:

```
>>> n = mpf(2.5)
>>> y = lambda z: pcf(n,z)
>>> z = 1.75
>>> chop(diff(y,z,2) + (n+0.5-0.25*z**2)*y(z))
0.0
```

Rational Taylor series expansion when n is an integer:

```
>>> taylor(lambda z: pcf(5,z), 0, 7)
[0.0, 15.0, 0.0, -13.75, 0.0, 3.96875, 0.0, -0.6015625]
```

pcfu()

`mpmath.pcfu(a, z, **kwargs)`

Gives the parabolic cylinder function $U(a, z)$, which may be defined for $\Re(z) > 0$ in terms of the confluent U-function (see [hyperu\(\)](#)) by

$$U(a, z) = 2^{-\frac{1}{4} - \frac{a}{2}} e^{-\frac{1}{4}z^2} U\left(\frac{a}{2} + \frac{1}{4}, \frac{1}{2}, \frac{1}{2}z^2\right)$$

or, for arbitrary z ,

$$e^{-\frac{1}{4}z^2} U(a, z) = U(a, 0) {}_1F_1\left(-\frac{a}{2} + \frac{1}{4}; \frac{1}{2}; -\frac{1}{2}z^2\right) + U'(a, 0) z {}_1F_1\left(-\frac{a}{2} + \frac{3}{4}; \frac{3}{2}; -\frac{1}{2}z^2\right).$$

Examples

Connection to other functions:

```
>>> from mpmath import *
>>> mp.dps = 25; mp.pretty = True
>>> z = mpf(3)
>>> pcfu(0.5, z)
0.03210358129311151450551963
>>> sqrt(pi/2)*exp(z**2/4)*erfc(z/sqrt(2))
0.03210358129311151450551963
>>> pcfu(0.5, -z)
23.75012332835297233711255
>>> sqrt(pi/2)*exp(z**2/4)*erfc(-z/sqrt(2))
23.75012332835297233711255
>>> pcfu(0.5, -z)
23.75012332835297233711255
>>> sqrt(pi/2)*exp(z**2/4)*erfc(-z/sqrt(2))
23.75012332835297233711255
```

pcfv()

`mpmath.pcfv(a, z, **kwargs)`

Gives the parabolic cylinder function $V(a, z)$, which can be represented in terms of `pcfu()` as

$$V(a, z) = \frac{\Gamma(a + \frac{1}{2})(U(a, -z) - \sin(\pi a)U(a, z))}{\pi}.$$

Examples

Wronskian relation between U and V :

```
>>> from mpmath import *
>>> mp.dps = 25; mp.pretty = True
>>> a, z = 2, 3
>>> pcfu(a, z)*diff(pcfv, (a, z), (0, 1))-diff(pcfu, (a, z), (0, 1))*pcfv(a, z)
0.7978845608028653558798921
>>> sqrt(2/pi)
0.7978845608028653558798921
>>> a, z = 2.5, 3
>>> pcfu(a, z)*diff(pcfv, (a, z), (0, 1))-diff(pcfu, (a, z), (0, 1))*pcfv(a, z)
0.7978845608028653558798921
>>> a, z = 0.25, -1
>>> pcfu(a, z)*diff(pcfv, (a, z), (0, 1))-diff(pcfu, (a, z), (0, 1))*pcfv(a, z)
0.7978845608028653558798921
>>> a, z = 2+1j, 2+3j
>>> chop(pcfu(a, z)*diff(pcfv, (a, z), (0, 1))-diff(pcfu, (a, z), (0, 1))*pcfv(a, z))
0.7978845608028653558798921
```

pcfw()

`mpmath.pcfw(a, z, **kwargs)`

Gives the parabolic cylinder function $W(a, z)$ defined in (DLMF 12.14).

Examples

Value at the origin:

```
>>> from mpmath import *
>>> mp.dps = 25; mp.pretty = True
>>> a = mpf(0.25)
>>> pcfw(a, 0)
0.9722833245718180765617104
>>> power(2, -0.75)*sqrt(abs(gamma(0.25+0.5j*a)/gamma(0.75+0.5j*a)))
0.9722833245718180765617104
>>> diff(pcfw, (a, 0), (0, 1))
-0.5142533944210078966003624
>>> -power(2, -0.25)*sqrt(abs(gamma(0.75+0.5j*a)/gamma(0.25+0.5j*a)))
-0.5142533944210078966003624
```

3.1.9 Orthogonal polynomials

An orthogonal polynomial sequence is a sequence of polynomials $P_0(x), P_1(x), \dots$ of degree $0, 1, \dots$, which are mutually orthogonal in the sense that

$$\int_S P_n(x) P_m(x) w(x) dx = \begin{cases} c_n \neq 0 & \text{if } m = n \\ 0 & \text{if } m \neq n \end{cases}$$

where S is some domain (e.g. an interval $[a, b] \in \mathbb{R}$) and $w(x)$ is a fixed *weight function*. A sequence of orthogonal polynomials is determined completely by w , S , and a normalization convention (e.g. $c_n = 1$). Applications of orthogonal polynomials include function approximation and solution of differential equations.

Orthogonal polynomials are sometimes defined using the differential equations they satisfy (as functions of x) or the recurrence relations they satisfy with respect to the order n . Other ways of defining orthogonal polynomials include differentiation formulas and generating functions. The standard orthogonal polynomials can also be represented as hypergeometric series (see [Hypergeometric functions](#)), more specifically using the Gauss hypergeometric function ${}_2F_1$ in most cases. The following functions are generally implemented using hypergeometric functions since this is computationally efficient and easily generalizes.

For more information, see the [Wikipedia article on orthogonal polynomials](#).

Legendre functions

legendre()

`mpmath.legendre(n, x)`

`legendre(n, x)` evaluates the Legendre polynomial $P_n(x)$. The Legendre polynomials are given by the formula

$$P_n(x) = \frac{1}{2^n n!} \frac{d^n}{dx^n} (x^2 - 1)^n.$$

Alternatively, they can be computed recursively using

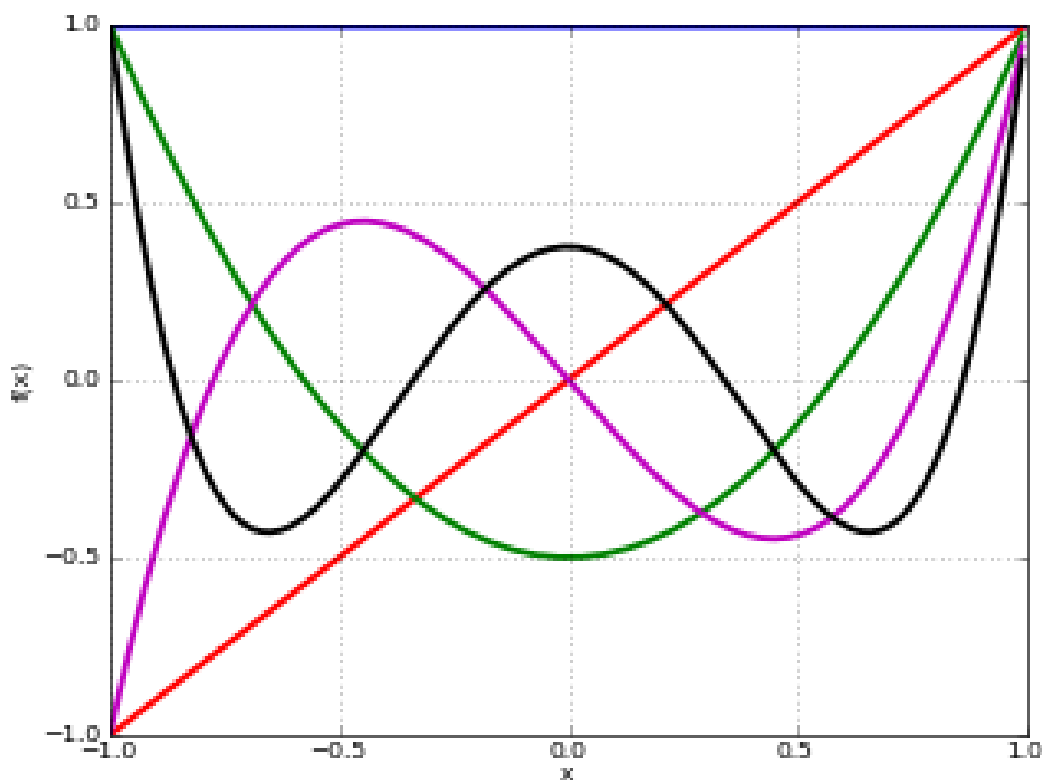
$$\begin{aligned} P_0(x) &= 1 \\ P_1(x) &= x \\ (n+1)P_{n+1}(x) &= (2n+1)xP_n(x) - nP_{n-1}(x). \end{aligned}$$

A third definition is in terms of the hypergeometric function ${}_2F_1$, whereby they can be generalized to arbitrary n :

$$P_n(x) = {}_2F_1\left(-n, n+1, 1, \frac{1-x}{2}\right)$$

Plots

```
# Legendre polynomials P_n(x) on [-1, 1] for n=0, 1, 2, 3, 4
f0 = lambda x: legendre(0, x)
f1 = lambda x: legendre(1, x)
f2 = lambda x: legendre(2, x)
f3 = lambda x: legendre(3, x)
f4 = lambda x: legendre(4, x)
plot([f0, f1, f2, f3, f4], [-1, 1])
```



Basic evaluation

The Legendre polynomials assume fixed values at the points $x = -1$ and $x = 1$:

```
>>> from mpmath import *
>>> mp.dps = 15; mp.pretty = True
>>> nprint([legendre(n, 1) for n in range(6)])
[1.0, 1.0, 1.0, 1.0, 1.0, 1.0]
>>> nprint([legendre(n, -1) for n in range(6)])
[1.0, -1.0, 1.0, -1.0, 1.0, -1.0]
```

The coefficients of Legendre polynomials can be recovered using degree- n Taylor expansion:

```
>>> for n in range(5):
...     nprint(chop(taylor(lambda x: legendre(n, x), 0, n)))
...
[1.0]
[0.0, 1.0]
[-0.5, 0.0, 1.5]
[0.0, -1.5, 0.0, 2.5]
[0.375, 0.0, -3.75, 0.0, 4.375]
```

The roots of Legendre polynomials are located symmetrically on the interval $[-1, 1]$:

```
>>> for n in range(5):
...     nprint(polyroots(taylor(lambda x: legendre(n, x), 0, n)[::-1]))
```

(continues on next page)

(continued from previous page)

```
...
[]
[0.0]
[-0.57735, 0.57735]
[-0.774597, 0.0, 0.774597]
[-0.861136, -0.339981, 0.339981, 0.861136]
```

An example of an evaluation for arbitrary n :

```
>>> legendre(0.75, 2+4j)
(1.94952805264875 + 2.1071073099422j)
```

Orthogonality

The Legendre polynomials are orthogonal on $[-1, 1]$ with respect to the trivial weight $w(x) = 1$. That is, $P_m(x)P_n(x)$ integrates to zero if $m \neq n$ and to $2/(2n+1)$ if $m = n$:

```
>>> m, n = 3, 4
>>> quad(lambda x: legendre(m,x)*legendre(n,x), [-1, 1])
0.0
>>> m, n = 4, 4
>>> quad(lambda x: legendre(m,x)*legendre(n,x), [-1, 1])
0.222222222222222
```

Differential equation

The Legendre polynomials satisfy the differential equation

$$((1-x^2)y')' + n(n+1)y' = 0.$$

We can verify this numerically:

```
>>> n = 3.6
>>> x = 0.73
>>> P = legendre
>>> A = diff(lambda t: (1-t**2)*diff(lambda u: P(n,u), t), x)
>>> B = n*(n+1)*P(n,x)
>>> nprint(A+B,1)
9.0e-16
```

legendp()

`mpmath.legendp(n, m, z, type=2)`

Calculates the (associated) Legendre function of the first kind of degree n and order m , $P_n^m(z)$. Taking $m = 0$ gives the ordinary Legendre function of the first kind, $P_n(z)$. The parameters may be complex numbers.

In terms of the Gauss hypergeometric function, the (associated) Legendre function is defined as

$$P_n^m(z) = \frac{1}{\Gamma(1-m)} \frac{(1+z)^{m/2}}{(1-z)^{m/2}} {}_2F_1\left(-n, n+1, 1-m, \frac{1-z}{2}\right).$$

With `type=3` instead of `type=2`, the alternative definition

$$\hat{P}_n^m(z) = \frac{1}{\Gamma(1-m)} \frac{(z+1)^{m/2}}{(z-1)^{m/2}} {}_2F_1\left(-n, n+1, 1-m, \frac{1-z}{2}\right).$$

is used. These functions correspond respectively to `LegendreP[n,m,2,z]` and `LegendreP[n,m,3,z]` in Mathematica.

The general solution of the (associated) Legendre differential equation

$$(1 - z^2)f''(z) - 2zf'(z) + \left(n(n+1) - \frac{m^2}{1 - z^2}\right)f(z) = 0$$

is given by $C_1 P_n^m(z) + C_2 Q_n^m(z)$ for arbitrary constants C_1, C_2 , where $Q_n^m(z)$ is a Legendre function of the second kind as implemented by `legenq()`.

Examples

Evaluation for arbitrary parameters and arguments:

```
>>> from mpmath import *
>>> mp.dps = 25; mp.pretty = True
>>> legenp(2, 0, 10); legendre(2, 10)
149.5
149.5
>>> legenp(-2, 0.5, 2.5)
(1.972260393822275434196053 - 1.972260393822275434196053j)
>>> legenp(2+3j, 1-j, -0.5+4j)
(-3.335677248386698208736542 - 5.663270217461022307645625j)
>>> chop(legenp(3, 2, -1.5, type=2))
28.125
>>> chop(legenp(3, 2, -1.5, type=3))
-28.125
```

Verifying the associated Legendre differential equation:

```
>>> n, m = 2, -0.5
>>> C1, C2 = 1, -3
>>> f = lambda z: C1*legenp(n,m,z) + C2*legenq(n,m,z)
>>> deq = lambda z: (1-z**2)*diff(f,z,2) - 2*z*diff(f,z) + \
... (n*(n+1)-m**2/(1-z**2))*f(z)
>>> for z in [0, 2, -1.5, 0.5+2j]:
...     chop(deq(mpmathify(z)))
...
0.0
0.0
0.0
0.0
```

legenq()

`mpmath.legenq(n, m, z, type=2)`

Calculates the (associated) Legendre function of the second kind of degree n and order m , $Q_n^m(z)$. Taking $m = 0$ gives the ordinary Legendre function of the second kind, $Q_n(z)$. The parameters may be complex numbers.

The Legendre functions of the second kind give a second set of solutions to the (associated) Legendre differential equation. (See `legenp()`.) Unlike the Legendre functions of the first kind, they are not polynomials of z for integer n, m but rational or logarithmic functions with poles at $z = \pm 1$.

There are various ways to define Legendre functions of the second kind, giving rise to different complex structure. A version can be selected using the `type` keyword argument. The `type=2` and `type=3` functions are given

respectively by

$$Q_n^m(z) = \frac{\pi}{2 \sin(\pi m)} \left(\cos(\pi m) P_n^m(z) - \frac{\Gamma(1+m+n)}{\Gamma(1-m+n)} P_n^{-m}(z) \right)$$

$$\hat{Q}_n^m(z) = \frac{\pi}{2 \sin(\pi m)} e^{\pi i m} \left(\hat{P}_n^m(z) - \frac{\Gamma(1+m+n)}{\Gamma(1-m+n)} \hat{P}_n^{-m}(z) \right)$$

where P and \hat{P} are the `type=2` and `type=3` Legendre functions of the first kind. The formulas above should be understood as limits when m is an integer.

These functions correspond to `LegendreQ[n,m,2,z]` (or `LegendreQ[n,m,z]`) and `LegendreQ[n,m,3,z]` in Mathematica. The `type=3` function is essentially the same as the function defined in Abramowitz & Stegun (eq. 8.1.3) but with $(z+1)^{m/2}(z-1)^{m/2}$ instead of $(z^2-1)^{m/2}$, giving slightly different branches.

Examples

Evaluation for arbitrary parameters and arguments:

```
>>> from mpmath import *
>>> mp.dps = 25; mp.pretty = True
>>> legenq(2, 0, 0.5)
-0.8186632680417568557122028
>>> legenq(-1.5, -2, 2.5)
(0.6655964618250228714288277 + 0.3937692045497259717762649j)
>>> legenq(2-j, 3+4j, -6+5j)
(-10001.95256487468541686564 - 6011.691337610097577791134j)
```

Different versions of the function:

```
>>> legenq(2, 1, 0.5)
0.7298060598018049369381857
>>> legenq(2, 1, 1.5)
(-7.902916572420817192300921 + 0.1998650072605976600724502j)
>>> legenq(2, 1, 0.5, type=3)
(2.040524284763495081918338 - 0.7298060598018049369381857j)
>>> chop(legenq(2, 1, 1.5, type=3))
-0.1998650072605976600724502
```

Chebyshev polynomials

chebyt()

`mpmath.chebyt(n, x)`

`chebyt(n, x)` evaluates the Chebyshev polynomial of the first kind $T_n(x)$, defined by the identity

$$T_n(\cos x) = \cos(nx).$$

The Chebyshev polynomials of the first kind are a special case of the Jacobi polynomials, and by extension of the hypergeometric function ${}_2F_1$. They can thus also be evaluated for nonintegral n .

Plots

```
# Chebyshev polynomials T_n(x) on [-1,1] for n=0,1,2,3,4
f0 = lambda x: chebyt(0,x)
```

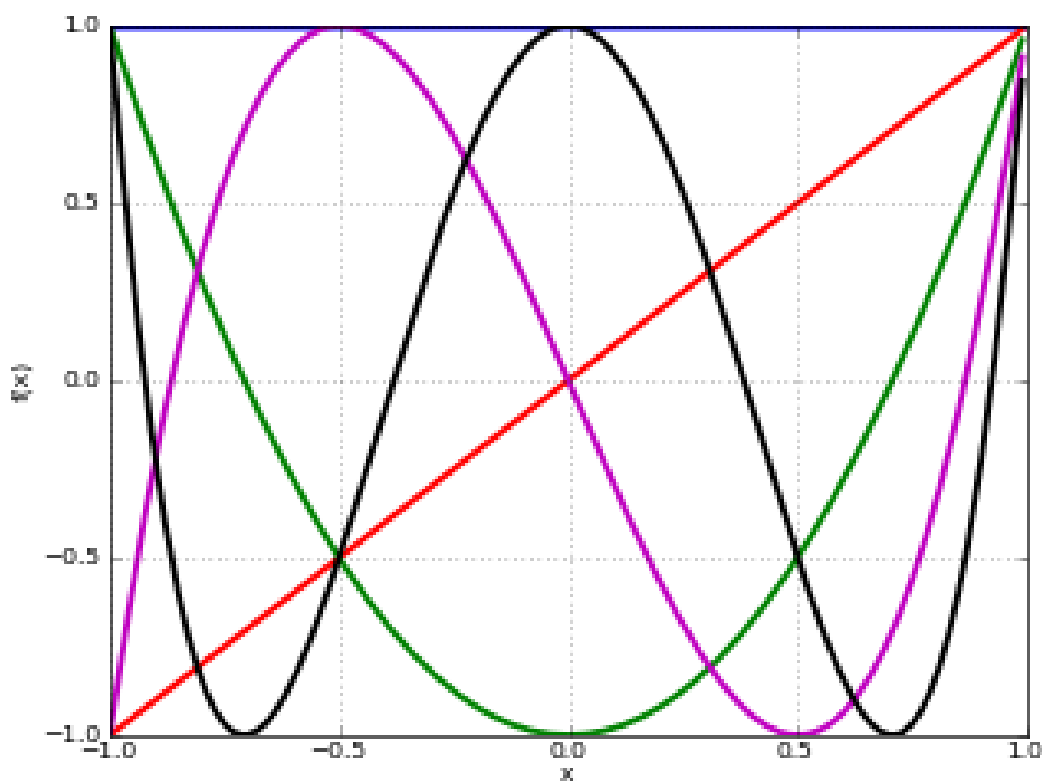
(continues on next page)

(continued from previous page)

```

f1 = lambda x: chebyt(1,x)
f2 = lambda x: chebyt(2,x)
f3 = lambda x: chebyt(3,x)
f4 = lambda x: chebyt(4,x)
plot([f0,f1,f2,f3,f4],[-1,1])

```



Basic evaluation

The coefficients of the n -th polynomial can be recovered using using degree- n Taylor expansion:

```

>>> from mpmath import *
>>> mp.dps = 15; mp.pretty = True
>>> for n in range(5):
...     nprint(chop(taylor(lambda x: chebyt(n, x), 0, n)))
...
[1.0]
[0.0, 1.0]
[-1.0, 0.0, 2.0]
[0.0, -3.0, 0.0, 4.0]
[1.0, 0.0, -8.0, 0.0, 8.0]

```

Orthogonality

The Chebyshev polynomials of the first kind are orthogonal on the interval $[-1, 1]$ with respect to the weight function $w(x) = 1/\sqrt{1-x^2}$:

```
>>> f = lambda x: chebyt(m,x)*chebyt(n,x)/sqrt(1-x**2)
>>> m, n = 3, 4
>>> nprint(quad(f, [-1, 1]),1)
0.0
>>> m, n = 4, 4
>>> quad(f, [-1, 1])
1.57079632596448
```

chebyu()

`mpmath.chebyu(n, x)`

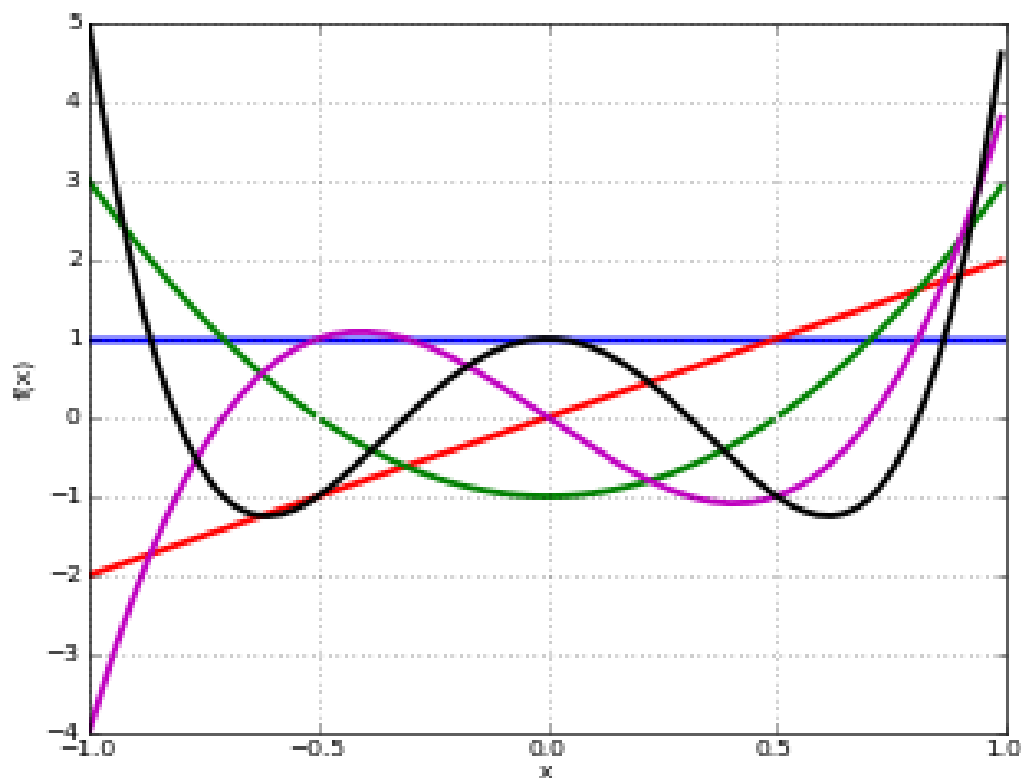
`chebyu(n, x)` evaluates the Chebyshev polynomial of the second kind $U_n(x)$, defined by the identity

$$U_n(\cos x) = \frac{\sin((n+1)x)}{\sin(x)}.$$

The Chebyshev polynomials of the second kind are a special case of the Jacobi polynomials, and by extension of the hypergeometric function ${}_2F_1$. They can thus also be evaluated for nonintegral n .

Plots

```
# Chebyshev polynomials U_n(x) on [-1,1] for n=0,1,2,3,4
f0 = lambda x: chebyu(0,x)
f1 = lambda x: chebyu(1,x)
f2 = lambda x: chebyu(2,x)
f3 = lambda x: chebyu(3,x)
f4 = lambda x: chebyu(4,x)
plot([f0,f1,f2,f3,f4], [-1,1])
```



Basic evaluation

The coefficients of the n -th polynomial can be recovered using using degree- n Taylor expansion:

```
>>> from mpmath import *
>>> mp.dps = 15; mp.pretty = True
>>> for n in range(5):
...     nprint(chop(taylor(lambda x: chebyu(n, x), 0, n)))
...
[1.0]
[0.0, 2.0]
[-1.0, 0.0, 4.0]
[0.0, -4.0, 0.0, 8.0]
[1.0, 0.0, -12.0, 0.0, 16.0]
```

Orthogonality

The Chebyshev polynomials of the second kind are orthogonal on the interval $[-1, 1]$ with respect to the weight function $w(x) = \sqrt{1-x^2}$:

```
>>> f = lambda x: chebyu(m,x)*chebyu(n,x)*sqrt(1-x**2)
>>> m, n = 3, 4
>>> quad(f, [-1, 1])
0.0
>>> m, n = 4, 4
>>> quad(f, [-1, 1])
```

(continues on next page)

(continued from previous page)

1.5707963267949

Jacobi polynomials

`jacobi()`

`mpmath.jacobi(n, a, b, z)`

`jacobi(n, a, b, x)` evaluates the Jacobi polynomial $P_n^{(a,b)}(x)$. The Jacobi polynomials are a special case of the hypergeometric function ${}_2F_1$ given by:

$$P_n^{(a,b)}(x) = \binom{n+a}{n} {}_2F_1\left(-n, 1+a+b+n, a+1, \frac{1-x}{2}\right).$$

Note that this definition generalizes to nonintegral values of n . When n is an integer, the hypergeometric series terminates after a finite number of terms, giving a polynomial in x .

Evaluation of Jacobi polynomials

A special evaluation is $P_n^{(a,b)}(1) = \binom{n+a}{n}$:

```
>>> from mpmath import *
>>> mp.dps = 15; mp.pretty = True
>>> jacobi(4, 0.5, 0.25, 1)
2.4609375
>>> binomial(4+0.5, 4)
2.4609375
```

A Jacobi polynomial of degree n is equal to its Taylor polynomial of degree n . The explicit coefficients of Jacobi polynomials can therefore be recovered easily using `taylor()`:

```
>>> for n in range(5):
...     nprint(taylor(lambda x: jacobi(n,1,2,x), 0, n))
...
[1.0]
[-0.5, 2.5]
[-0.75, -1.5, 5.25]
[0.5, -3.5, -3.5, 10.5]
[0.625, 2.5, -11.25, -7.5, 20.625]
```

For nonintegral n , the Jacobi “polynomial” is no longer a polynomial:

```
>>> nprint(taylor(lambda x: jacobi(0.5,1,2,x), 0, 4))
[0.309983, 1.84119, -1.26933, 1.26699, -1.34808]
```

Orthogonality

The Jacobi polynomials are orthogonal on the interval $[-1, 1]$ with respect to the weight function $w(x) = (1-x)^a(1+x)^b$. That is, $w(x)P_n^{(a,b)}(x)P_m^{(a,b)}(x)$ integrates to zero if $m \neq n$ and to a nonzero number if $m = n$.

The orthogonality is easy to verify using numerical quadrature:

```
>>> P = jacobi
>>> f = lambda x: (1-x)**a * (1+x)**b * P(m,a,b,x) * P(n,a,b,x)
```

(continues on next page)

(continued from previous page)

```

>>> a = 2
>>> b = 3
>>> m, n = 3, 4
>>> chop(quad(f, [-1, 1]), 1)
0.0
>>> m, n = 4, 4
>>> quad(f, [-1, 1])
1.9047619047619

```

Differential equation

The Jacobi polynomials are solutions of the differential equation

$$(1 - x^2)y'' + (b - a - (a + b + 2)x)y' + n(n + a + b + 1)y = 0.$$

We can verify that `jacobi()` approximately satisfies this equation:

```

>>> from mpmath import *
>>> mp.dps = 15
>>> a = 2.5
>>> b = 4
>>> n = 3
>>> y = lambda x: jacobi(n,a,b,x)
>>> x = pi
>>> A0 = n*(n+a+b+1)*y(x)
>>> A1 = (b-a-(a+b+2)*x)*diff(y,x)
>>> A2 = (1-x**2)*diff(y,x,2)
>>> nprint(A2 + A1 + A0, 1)
4.0e-12

```

The difference of order 10^{-12} is as close to zero as it could be at 15-digit working precision, since the terms are large:

```

>>> A0, A1, A2
(26560.2328981879, -21503.7641037294, -5056.46879445852)

```

Gegenbauer polynomials

gegenbauer()

`mpmath.gegenbauer(n, a, z)`

Evaluates the Gegenbauer polynomial, or ultraspherical polynomial,

$$C_n^{(a)}(z) = \binom{n+2a-1}{n} {}_2F_1\left(-n, n+2a; a + \frac{1}{2}; \frac{1}{2}(1-z)\right).$$

When n is a nonnegative integer, this formula gives a polynomial in z of degree n , but all parameters are permitted to be complex numbers. With $a = 1/2$, the Gegenbauer polynomial reduces to a Legendre polynomial.

Examples

Evaluation for arbitrary arguments:

```
>>> from mpmath import *
>>> mp.dps = 25; mp.pretty = True
>>> gegenbauer(3, 0.5, -10)
-2485.0
>>> gegenbauer(1000, 10, 100)
3.012757178975667428359374e+2322
>>> gegenbauer(2+3j, -0.75, -1000j)
(-5038991.358609026523401901 + 9414549.285447104177860806j)
```

Evaluation at negative integer orders:

```
>>> gegenbauer(-4, 2, 1.75)
-1.0
>>> gegenbauer(-4, 3, 1.75)
0.0
>>> gegenbauer(-4, 2j, 1.75)
0.0
>>> gegenbauer(-7, 0.5, 3)
8989.0
```

The Gegenbauer polynomials solve the differential equation:

```
>>> n, a = 4.5, 1+2j
>>> f = lambda z: gegenbauer(n, a, z)
>>> for z in [0, 0.75, -0.5j]:
...     chop((1-z**2)*diff(f,z,2) - (2*a+1)*z*diff(f,z) + n*(n+2*a)*f(z))
...
0.0
0.0
0.0
```

The Gegenbauer polynomials have generating function $(1 - 2zt + t^2)^{-a}$:

```
>>> a, z = 2.5, 1
>>> taylor(lambda t: (1-2*z*t+t**2)**(-a), 0, 3)
[1.0, 5.0, 15.0, 35.0]
>>> [gegenbauer(n,a,z) for n in range(4)]
[1.0, 5.0, 15.0, 35.0]
```

The Gegenbauer polynomials are orthogonal on $[-1, 1]$ with respect to the weight $(1 - z^2)^{a-\frac{1}{2}}$:

```
>>> a, n, m = 2.5, 4, 5
>>> Cn = lambda z: gegenbauer(n, a, z, zeroprec=1000)
>>> Cm = lambda z: gegenbauer(m, a, z, zeroprec=1000)
>>> chop(quad(lambda z: Cn(z)*Cm(z)*(1-z**2)*(a-0.5), [-1, 1]))
0.0
```

Hermite polynomials

hermite()

`mpmath.hermite(n, z)`

Evaluates the Hermite polynomial $H_n(z)$, which may be defined using the recurrence

$$\begin{aligned} H_0(z) &= 1 \\ H_1(z) &= 2z \\ H_{n+1} &= 2zH_n(z) - 2nH_{n-1}(z). \end{aligned}$$

The Hermite polynomials are orthogonal on $(-\infty, \infty)$ with respect to the weight e^{-z^2} . More generally, allowing arbitrary complex values of n , the Hermite function $H_n(z)$ is defined as

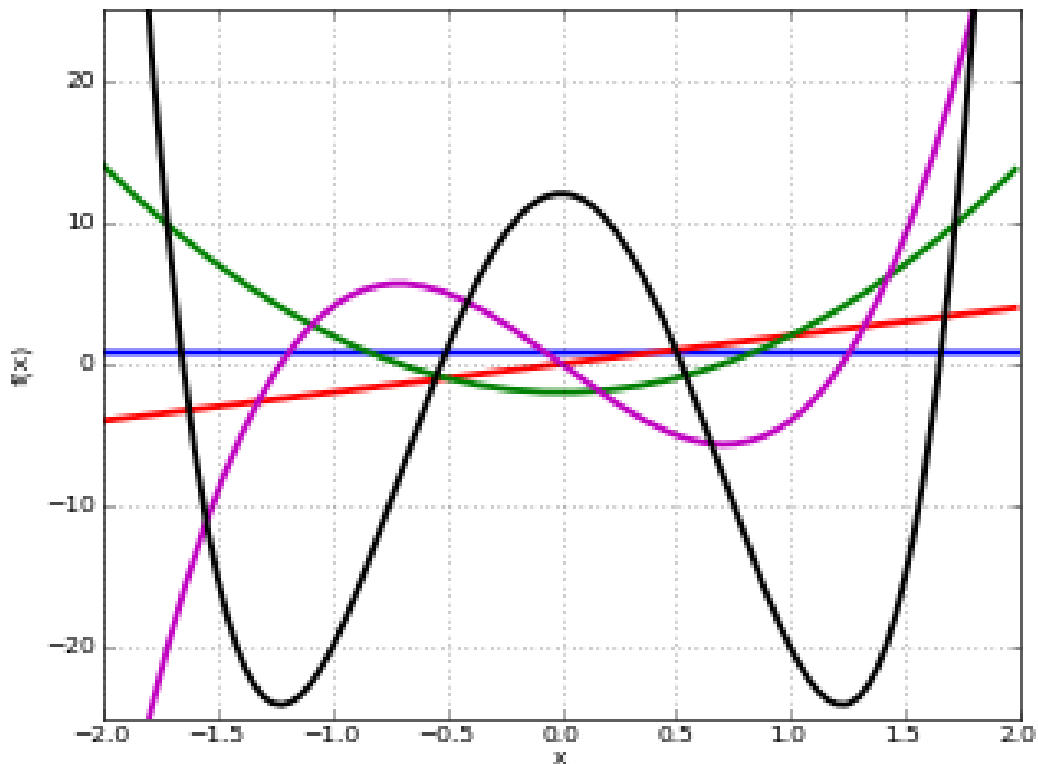
$$H_n(z) = (2z)^n {}_2F_0\left(-\frac{n}{2}, \frac{1-n}{2}, -\frac{1}{z^2}\right)$$

for $\Re z > 0$, or generally

$$H_n(z) = 2^n \sqrt{\pi} \left(\frac{1}{\Gamma(\frac{1-n}{2})} {}_1F_1\left(-\frac{n}{2}, \frac{1}{2}, z^2\right) - \frac{2z}{\Gamma(-\frac{n}{2})} {}_1F_1\left(\frac{1-n}{2}, \frac{3}{2}, z^2\right) \right).$$

Plots

```
# Hermite polynomials H_n(x) on the real line for n=0,1,2,3,4
f0 = lambda x: hermite(0,x)
f1 = lambda x: hermite(1,x)
f2 = lambda x: hermite(2,x)
f3 = lambda x: hermite(3,x)
f4 = lambda x: hermite(4,x)
plot([f0,f1,f2,f3,f4], [-2,2], [-25,25])
```



Examples

Evaluation for arbitrary arguments:

```
>>> from mpmath import *
>>> mp.dps = 25; mp.pretty = True
>>> hermite(0, 10)
1.0
>>> hermite(1, 10); hermite(2, 10)
20.0
398.0
>>> hermite(10000, 2)
4.950440066552087387515653e+19334
>>> hermite(3, -10**8)
-799999999999999998800000000.0
>>> hermite(-3, -10**8)
1.675159751729877682920301e+4342944819032534
>>> hermite(2+3j, -1+2j)
(-0.07652130602993513389421901 - 0.1084662449961914580276007j)
```

Coefficients of the first few Hermite polynomials are:

```
>>> for n in range(7):
...     chop(taylor(lambda z: hermite(n, z), 0, n))
...
[1.0]
```

(continues on next page)

(continued from previous page)

```
[0.0, 2.0]
[-2.0, 0.0, 4.0]
[0.0, -12.0, 0.0, 8.0]
[12.0, 0.0, -48.0, 0.0, 16.0]
[0.0, 120.0, 0.0, -160.0, 0.0, 32.0]
[-120.0, 0.0, 720.0, 0.0, -480.0, 0.0, 64.0]
```

Values at $z = 0$:

```
>>> for n in range(-5, 9):
...     hermite(n, 0)
...
0.02769459142039868792653387
0.083333333333333333333333333333333
0.2215567313631895034122709
0.5
0.8862269254527580136490837
1.0
0.0
-2.0
0.0
12.0
0.0
-120.0
0.0
1680.0
```

Hermite functions satisfy the differential equation:

```
>>> n = 4
>>> f = lambda z: hermite(n, z)
>>> z = 1.5
>>> chop(diff(f,z,2) - 2*z*diff(f,z) + 2*n*f(z))
0.0
```

Verifying orthogonality:

```
>>> chop(quad(lambda t: hermite(2,t)*hermite(4,t)*exp(-t**2), [-inf,inf]))
0.0
```

Laguerre polynomials

laguerre()

`mpmath.laguerre(n, a, z)`

Gives the generalized (associated) Laguerre polynomial, defined by

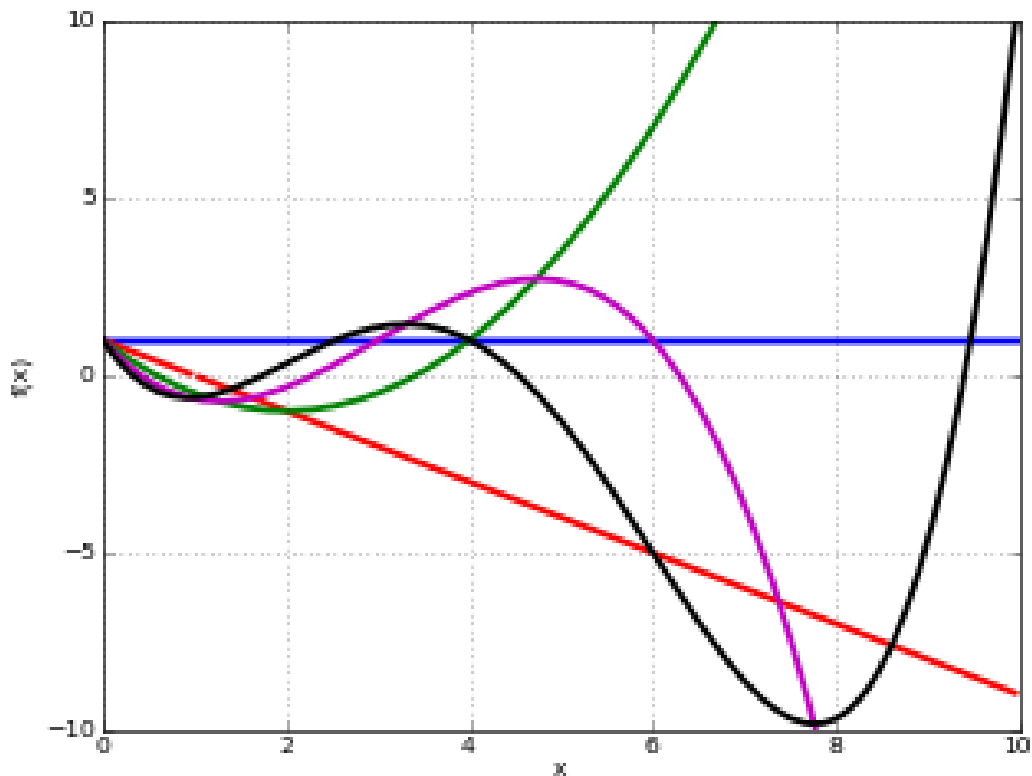
$$L_n^a(z) = \frac{\Gamma(n+b+1)}{\Gamma(b+1)\Gamma(n+1)} {}_1F_1(-n, a+1, z).$$

With $a = 0$ and n a nonnegative integer, this reduces to an ordinary Laguerre polynomial, the sequence of which begins $L_0(z) = 1, L_1(z) = 1 - z, L_2(z) = z^2 - 2z + 1, \dots$

The Laguerre polynomials are orthogonal with respect to the weight $z^a e^{-z}$ on $[0, \infty)$.

Plots

```
# Hermite polynomials  $L_n(x)$  on the real line for  $n=0,1,2,3,4$ 
f0 = lambda x: laguerre(0,0,x)
f1 = lambda x: laguerre(1,0,x)
f2 = lambda x: laguerre(2,0,x)
f3 = lambda x: laguerre(3,0,x)
f4 = lambda x: laguerre(4,0,x)
plot([f0,f1,f2,f3,f4],[0,10],[-10,10])
```



Examples

Evaluation for arbitrary arguments:

```
>>> from mpmath import *
>>> mp.dps = 25; mp.pretty = True
>>> laguerre(5, 0, 0.25)
0.0372639973958333333333333333333
>>> laguerre(1+j, 0.5, 2+3j)
(4.474921610704496808379097 - 11.02058050372068958069241j)
>>> laguerre(2, 0, 10000)
49980001.0
>>> laguerre(2.5, 0, 10000)
-9.327764910194842158583189e+4328
```

The first few Laguerre polynomials, normalized to have integer coefficients:

```
>>> for n in range(7):
...     chop(taylor(lambda z: fac(n)*laguerre(n, 0, z), 0, n))
...
[1.0]
[1.0, -1.0]
[2.0, -4.0, 1.0]
[6.0, -18.0, 9.0, -1.0]
[24.0, -96.0, 72.0, -16.0, 1.0]
[120.0, -600.0, 600.0, -200.0, 25.0, -1.0]
[720.0, -4320.0, 5400.0, -2400.0, 450.0, -36.0, 1.0]
```

Verifying orthogonality:

```
>>> Lm = lambda t: laguerre(m,a,t)
>>> Ln = lambda t: laguerre(n,a,t)
>>> a, n, m = 2.5, 2, 3
>>> chop(quad(lambda t: exp(-t)*t**a*Lm(t)*Ln(t), [0,inf]))
0.0
```

Spherical harmonics

spherharm()

`mpmath.spherharm(l, m, theta, phi)`

Evaluates the spherical harmonic $Y_l^m(\theta, \phi)$,

$$Y_l^m(\theta, \phi) = \sqrt{\frac{2l+1}{4\pi} \frac{(l-m)!}{(l+m)!}} P_l^m(\cos \theta) e^{im\phi}$$

where P_l^m is an associated Legendre function (see [legenp\(\)](#)).

Here $\theta \in [0, \pi]$ denotes the polar coordinate (ranging from the north pole to the south pole) and $\phi \in [0, 2\pi]$ denotes the azimuthal coordinate on a sphere. Care should be used since many different conventions for spherical coordinate variables are used.

Usually spherical harmonics are considered for $l \in \mathbb{N}$, $m \in \mathbb{Z}$, $|m| \leq l$. More generally, l, m, θ, ϕ are permitted to be complex numbers.

Note: `spherharm()` returns a complex number, even if the value is purely real.

Plots

```
# Real part of spherical harmonic Y_(4,0)(theta,phi)
def Y(l,m):
    def g(theta,phi):
        R = abs(fp.re(fp.spherharm(l,m,theta,phi)))
        x = R*fp.cos(phi)*fp.sin(theta)
        y = R*fp.sin(phi)*fp.sin(theta)
        z = R*fp.cos(theta)
        return [x,y,z]
```

(continues on next page)

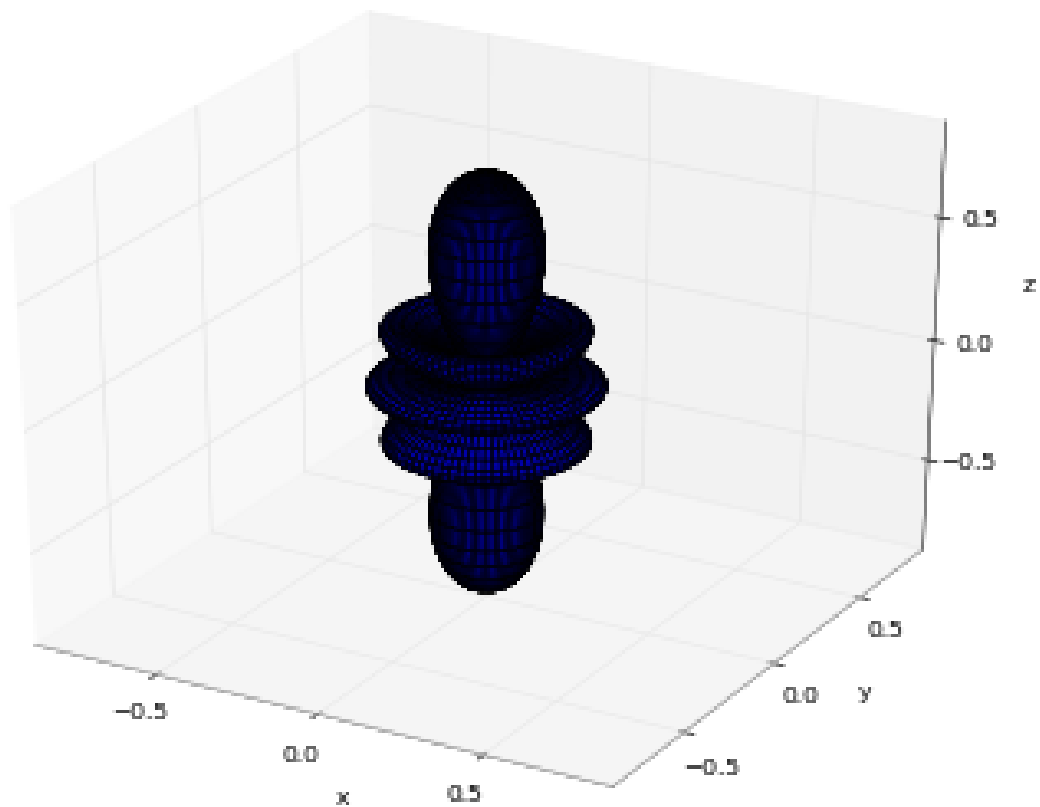
(continued from previous page)

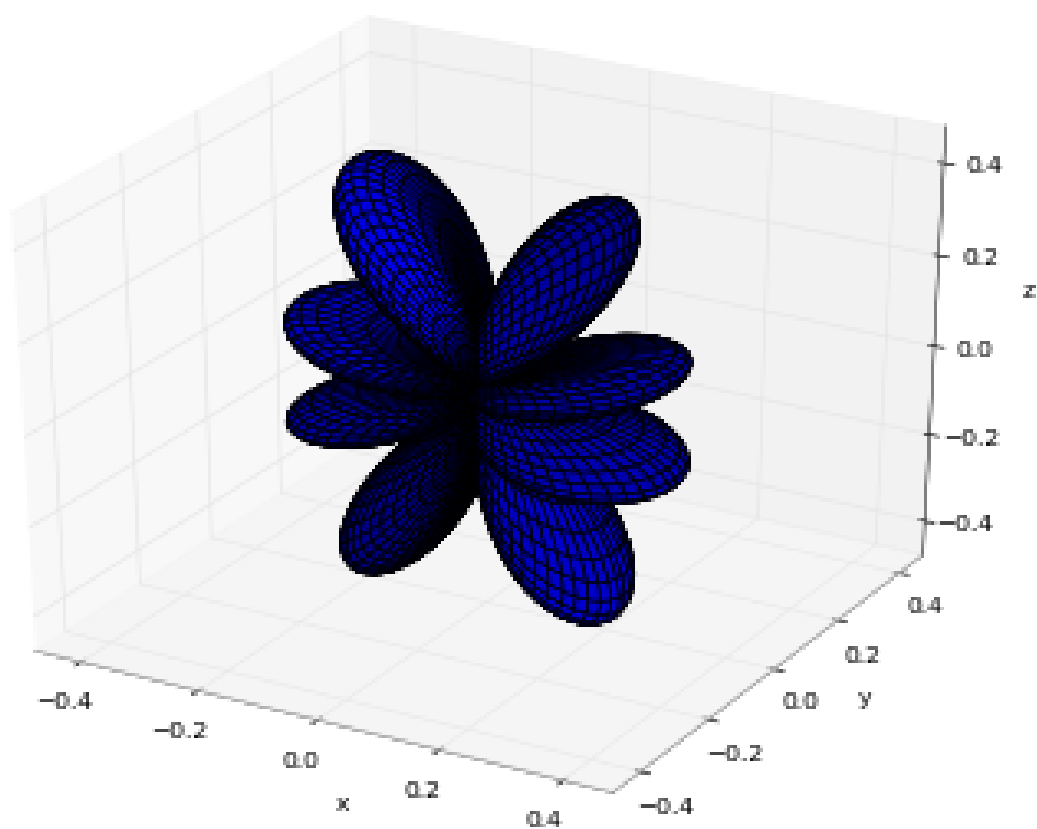
```

return g

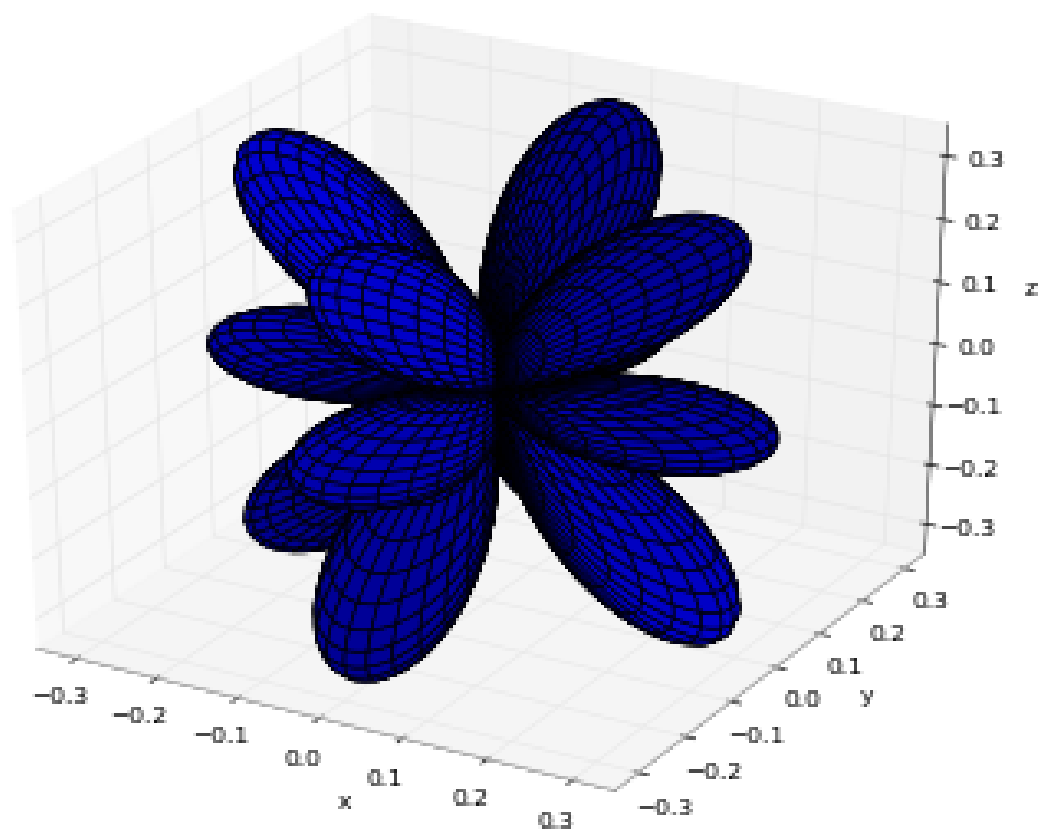
fp.splot(Y(4,0), [0,fp.pi], [0,2*fp.pi], points=300)
# fp.splot(Y(4,0), [0,fp.pi], [0,2*fp.pi], points=300)
# fp.splot(Y(4,1), [0,fp.pi], [0,2*fp.pi], points=300)
# fp.splot(Y(4,2), [0,fp.pi], [0,2*fp.pi], points=300)
# fp.splot(Y(4,3), [0,fp.pi], [0,2*fp.pi], points=300)

```

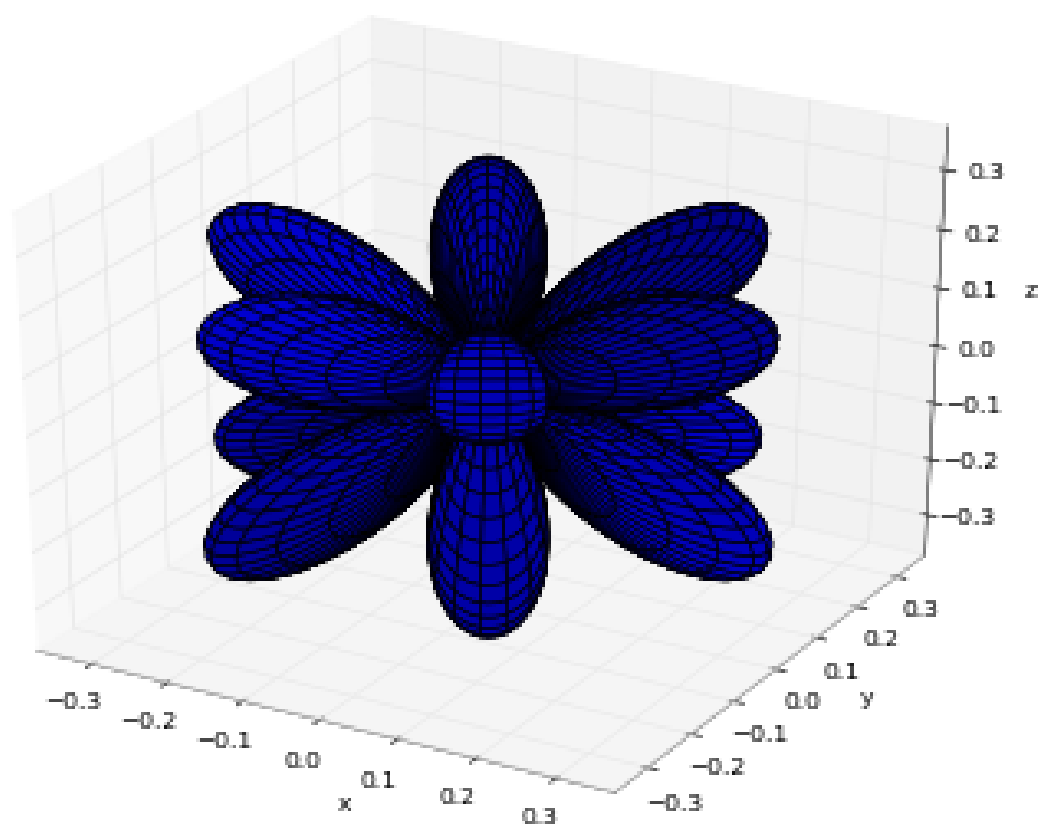
 $Y_{4,0}$: $Y_{4,1}$:



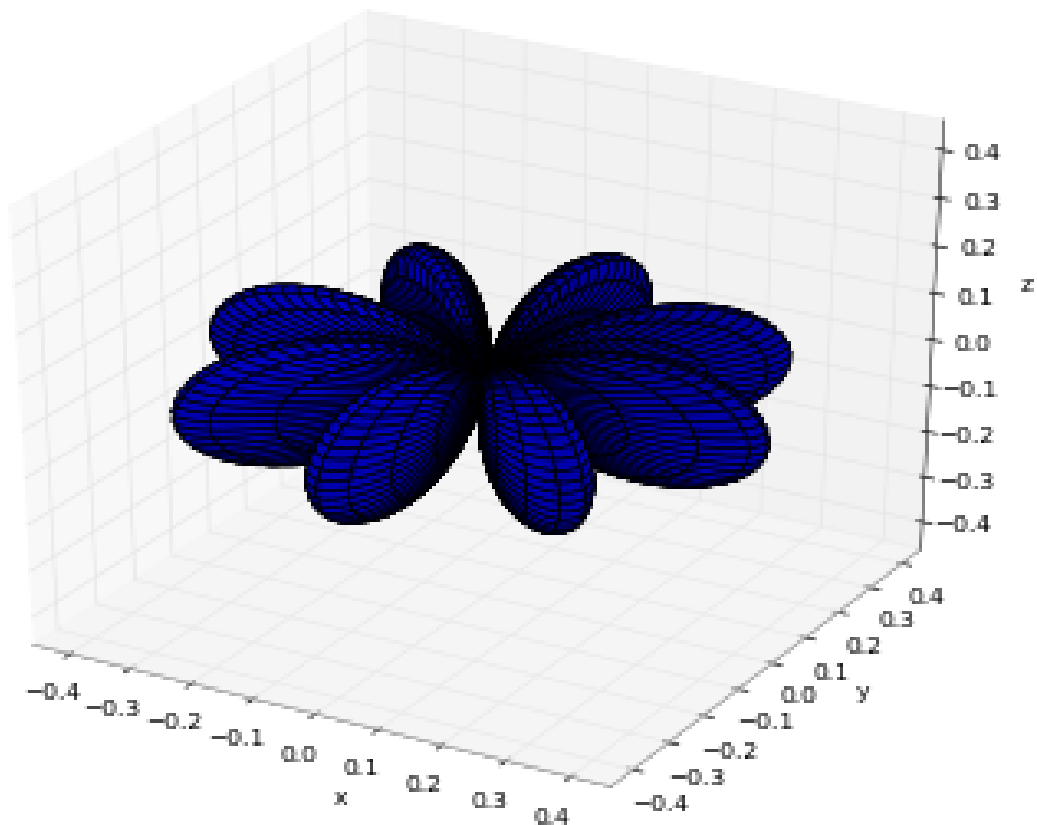
$Y_{4,2}$:



$Y_{4,3}$:



$Y_{4,4}$:



Examples

Some low-order spherical harmonics with reference values:

```
>>> from mpmath import *
>>> mp.dps = 25; mp.pretty = True
>>> theta = pi/4
>>> phi = pi/3
>>> spherm(0,0,theta,phi); 0.5*sqrt(1/pi)*expj(0)
(0.2820947917738781434740397 + 0.0j)
(0.2820947917738781434740397 + 0.0j)
>>> spherm(1,-1,theta,phi); 0.5*sqrt(3/(2*pi))*expj(-phi)*sin(theta)
(0.1221506279757299803965962 - 0.2115710938304086076055298j)
(0.1221506279757299803965962 - 0.2115710938304086076055298j)
>>> spherm(1,0,theta,phi); 0.5*sqrt(3/pi)*cos(theta)*expj(0)
(0.3454941494713354792652446 + 0.0j)
(0.3454941494713354792652446 + 0.0j)
>>> spherm(1,1,theta,phi); -0.5*sqrt(3/(2*pi))*expj(phi)*sin(theta)
(-0.1221506279757299803965962 - 0.2115710938304086076055298j)
(-0.1221506279757299803965962 - 0.2115710938304086076055298j)
```

With the normalization convention used, the spherical harmonics are orthonormal on the unit sphere:

```
>>> sphere = [0,pi], [0,2*pi]
>>> dS = lambda t,p: fp.sin(t) # differential element
>>> Y1 = lambda t,p: fp.spherm(l1,m1,t,p)
```

(continues on next page)


```
>>> Y2 = lambda t,p: fp.conj(fp.spherharm(l2,m2,t,p))
>>> l1 = l2 = 3; m1 = m2 = 2
>>> fp.chop(fp.quad(lambda t,p: Y1(t,p)*Y2(t,p)*dS(t,p), *sphere))
1.00000000000000007
>>> m2 = 1      # m1 != m2
>>> print(fp.chop(fp.quad(lambda t,p: Y1(t,p)*Y2(t,p)*dS(t,p), *sphere)))
0.0
```

```
>>> spherharm(1000,750,0.5,0.25)
(3.776445785304252879026585e-102 - 5.82441278771834794493484e-102j)
```

```
>>> spherharm(1+j, 2j, 2+3j, -0.5j)
(64.44922331113759992154992 + 1981.693919841408089681743j)
```

The functions listed in *Exponential integrals and error functions*, *Bessel functions and related functions* and *Orthogonal polynomials*, and many other functions as well, are merely particular instances of the generalized hypergeometric function ${}_pF_q$. The functions listed in the following section enable efficient direct evaluation of the underlying hypergeometric series, as well as linear combinations, limits with respect to parameters, and analytic continuations thereof. Extensions to twodimensional series are also provided. See also the basic or q -analog of the hypergeometric series in *q -functions*.

Most hypergeometric and hypergeometric-derived functions accept optional keyword arguments to specify options for `hypercomb()` or `hyper()`. Some useful options are *maxprec*, *maxterms*, *zeroprec*, *accurate_small*, *hmag*, *force_series*, *asymptol* and *eliminate*. These options give control over what to do in case of slow convergence, extreme loss of accuracy or evaluation at zeros (these two cases cannot generally be distinguished from each other automatically), and singular parameter combinations.

hyp0f1()

Gives the hypergeometric function ${}_0F_1$, sometimes known as the confluent limit function, defined as

This function satisfies the differential equation $zf''(z) + af'(z) = f(z)$, and is related to the Bessel function of the first kind (see [besselj0](#)).

`hyp0f1(a, z)` is equivalent to `hyper([], [a], z)`; see documentation for [hyper\(\)](#) for more information.

Examples

Evaluation for arbitrary arguments:

```
>>> from mpmath import *
>>> mp.dps = 25; mp.pretty = True
>>> hyp0f1(2, 0.25)
1.130318207984970054415392
>>> hyp0f1((1,2), 1234567)
6.27287187546220705604627e+964
>>> hyp0f1(3+4j, 1000000j)
(3.905169561300910030267132e+606 + 3.807708544441684513934213e+606j)
```

Evaluation is supported for arbitrarily large values of z , using asymptotic expansions:

```
>>> hyp0f1(1, 10**50)
2.131705322874965310390701e+8685889638065036553022565
>>> hyp0f1(1, -10**50)
1.115945364792025420300208e-13
```

Verifying the differential equation:

```
>>> a = 2.5
>>> f = lambda z: hyp0f1(a, z)
>>> for z in [0, 10, 3+4j]:
...     chop(z*diff(f, z, 2) + a*diff(f, z) - f(z))
...
0.0
0.0
0.0
```

hyp1f1()

`mpmath.hyp1f1(a, b, z)`

Gives the confluent hypergeometric function of the first kind,

$${}_1F_1(a, b, z) = \sum_{k=0}^{\infty} \frac{(a)_k}{(b)_k} \frac{z^k}{k!},$$

also known as Kummer's function and sometimes denoted by $M(a, b, z)$. This function gives one solution to the confluent (Kummer's) differential equation

$$zf''(z) + (b - z)f'(z) - af(z) = 0.$$

A second solution is given by the U function; see [hyperu\(\)](#). Solutions are also given in an alternate form by the Whittaker functions ([whitm\(\)](#), [whitw\(\)](#)).

`hyp1f1(a, b, z)` is equivalent to `hyper([a], [b], z)`; see documentation for [hyper\(\)](#) for more information.

Examples

Evaluation for real and complex values of the argument z , with fixed parameters $a = 2, b = -1/3$:

```
>>> from mpmath import *
>>> mp.dps = 25; mp.pretty = True
>>> hyp1f1(2, (-1,3), 3.25)
-2815.956856924817275640248
>>> hyp1f1(2, (-1,3), -3.25)
-1.145036502407444445553107
>>> hyp1f1(2, (-1,3), 1000)
-8.021799872770764149793693e+441
>>> hyp1f1(2, (-1,3), -1000)
0.000003131987633006813594535331
>>> hyp1f1(2, (-1,3), 100+100j)
(-3.189190365227034385898282e+48 - 1.106169926814270418999315e+49j)
```

Parameters may be complex:

```
>>> hyp1f1(2+3j, -1+j, 10j)
(261.8977905181045142673351 + 160.8930312845682213562172j)
```

Arbitrarily large values of z are supported:

```
>>> hyp1f1(3, 4, 10**20)
3.890569218254486878220752e+43429448190325182745
>>> hyp1f1(3, 4, -10**20)
6.0e-60
>>> hyp1f1(3, 4, 10**20*j)
(-1.935753855797342532571597e-20 - 2.291911213325184901239155e-20j)
```

Verifying the differential equation:

```
>>> a, b = 1.5, 2
>>> f = lambda z: hyp1f1(a,b,z)
>>> for z in [0, -10, 3, 3+4j]:
...     chop(z*diff(f,z,2) + (b-z)*diff(f,z) - a*f(z))
...
0.0
0.0
0.0
0.0
```

An integral representation:

```
>>> a, b = 1.5, 3
>>> z = 1.5
>>> hyp1f1(a,b,z)
2.269381460919952778587441
>>> g = lambda t: exp(z*t)*t**(a-1)*(1-t)**(b-a-1)
>>> gammaprod([b],[a,b-a])*quad(g, [0,1])
2.269381460919952778587441
```

hyp1f2()`mpmath.hyp1f2(a1, b1, b2, z)`

Gives the hypergeometric function ${}_1F_2(a_1, a_2; b_1, b_2; z)$. The call `hyp1f2(a1, b1, b2, z)` is equivalent to `hyper([a1], [b1, b2], z)`.

Evaluation works for complex and arbitrarily large arguments:

```
>>> from mpmath import *
>>> mp.dps = 25; mp.pretty = True
>>> a, b, c = 1.5, (-1,3), 2.25
>>> hyp1f2(a, b, c, 10**20)
-1.159388148811981535941434e+8685889639
>>> hyp1f2(a, b, c, -10**20)
-12.60262607892655945795907
>>> hyp1f2(a, b, c, 10**20*j)
(4.237220401382240876065501e+6141851464 - 2.950930337531768015892987e+6141851464j)
>>> hyp1f2(2+3j, -2j, 0.5j, 10-20j)
(135881.9905586966432662004 - 86681.95885418079535738828j)
```

hyp2f0()`mpmath.hyp2f0(a, b, z)`

Gives the hypergeometric function ${}_2F_0$, defined formally by the series

$${}_2F_0(a, b; ; z) = \sum_{n=0}^{\infty} (a)_n (b)_n \frac{z^n}{n!}.$$

This series usually does not converge. For small enough z , it can be viewed as an asymptotic series that may be summed directly with an appropriate truncation. When this is not the case, `hyp2f0()` gives a regularized sum, or equivalently, it uses a representation in terms of the hypergeometric U function [1]. The series also converges when either a or b is a nonpositive integer, as it then terminates into a polynomial after $-a$ or $-b$ terms.

Examples

Evaluation is supported for arbitrary complex arguments:

```
>>> from mpmath import *
>>> mp.dps = 25; mp.pretty = True
>>> hyp2f0((2,3), 1.25, -100)
0.07095851870980052763312791
>>> hyp2f0((2,3), 1.25, 100)
(-0.03254379032170590665041131 + 0.07269254613282301012735797j)
>>> hyp2f0(-0.75, 1-j, 4j)
(-0.3579987031082732264862155 - 3.052951783922142735255881j)
```

Even with real arguments, the regularized value of ${}_2F_0$ is often complex-valued, but the imaginary part decreases exponentially as $z \rightarrow 0$. In the following example, the first call uses complex evaluation while the second has a small enough z to evaluate using the direct series and thus the returned value is strictly real (this should be taken to indicate that the imaginary part is less than `eps`):

```
>>> mp.dps = 15
>>> hyp2f0(1.5, 0.5, 0.05)
```

(continues on next page)

(continued from previous page)

```
(1.04166637647907 + 8.34584913683906e-8j)
>>> hyp2f0(1.5, 0.5, 0.0005)
1.00037535207621
```

The imaginary part can be retrieved by increasing the working precision:

```
>>> mp.dps = 80
>>> nprint(hyp2f0(1.5, 0.5, 0.0009).imag)
1.23828e-46
```

In the polynomial case (the series terminating), 2F0 can evaluate exactly:

```
>>> mp.dps = 15
>>> hyp2f0(-6, -6, 2)
291793.0
>>> identify(hyp2f0(-2, 1, 0.25))
'(5/8)'
```

The coefficients of the polynomials can be recovered using Taylor expansion:

```
>>> nprint(taylor(lambda x: hyp2f0(-3, 0.5, x), 0, 10))
[1.0, -1.5, 2.25, -1.875, 0.0, 0.0, 0.0, 0.0, 0.0, 0.0]
>>> nprint(taylor(lambda x: hyp2f0(-4, 0.5, x), 0, 10))
[1.0, -2.0, 4.5, -7.5, 6.5625, 0.0, 0.0, 0.0, 0.0, 0.0]
```

[1] http://people.math.sfu.ca/~cbm/aands/page_504.htm

hyp2f1()

`mpmath.hyp2f1(a, b, c, z)`

Gives the Gauss hypergeometric function ${}_2F_1$ (often simply referred to as *the* hypergeometric function), defined for $|z| < 1$ as

$${}_2F_1(a, b, c, z) = \sum_{k=0}^{\infty} \frac{(a)_k (b)_k}{(c)_k} \frac{z^k}{k!}.$$

and for $|z| \geq 1$ by analytic continuation, with a branch cut on $(1, \infty)$ when necessary.

Special cases of this function include many of the orthogonal polynomials as well as the incomplete beta function and other functions. Properties of the Gauss hypergeometric function are documented comprehensively in many references, for example Abramowitz & Stegun, section 15.

The implementation supports the analytic continuation as well as evaluation close to the unit circle where $|z| \approx 1$. The syntax `hyp2f1(a, b, c, z)` is equivalent to `hyper([a, b], [c], z)`.

Examples

Evaluation with z inside, outside and on the unit circle, for fixed parameters:

```
>>> from mpmath import *
>>> mp.dps = 25; mp.pretty = True
>>> hyp2f1(2, (1, 2), 4, 0.75)
1.303703703703703703703704
>>> hyp2f1(2, (1, 2), 4, -1.75)
```

(continues on next page)

(continued from previous page)

```
0.7431290566046919177853916
>>> hyp2f1(2, (1,2), 4, 1.75)
(1.418075801749271137026239 - 1.114976146679907015775102j)
>>> hyp2f1(2, (1,2), 4, 1)
1.6
>>> hyp2f1(2, (1,2), 4, -1)
0.8235498012182875315037882
>>> hyp2f1(2, (1,2), 4, j)
(0.9144026291433065674259078 + 0.2050415770437884900574923j)
>>> hyp2f1(2, (1,2), 4, 2+j)
(0.9274013540258103029011549 + 0.7455257875808100868984496j)
>>> hyp2f1(2, (1,2), 4, 0.25j)
(0.9931169055799728251931672 + 0.06154836525312066938147793j)
```

Evaluation with complex parameter values:

```
>>> hyp2f1(1+j, 0.75, 10j, 1+5j)
(0.8834833319713479923389638 + 0.7053886880648105068343509j)
```

Evaluation with $z = 1$:

```
>>> hyp2f1(-2.5, 3.5, 1.5, 1)
0.0
>>> hyp2f1(-2.5, 3, 4, 1)
0.06926406926406926406926407
>>> hyp2f1(2, 3, 4, 1)
+inf
```

Evaluation for huge arguments:

```
>>> hyp2f1((-1,3), 1.75, 4, '1e100')
(7.883714220959876246415651e+32 + 1.365499358305579597618785e+33j)
>>> hyp2f1((-1,3), 1.75, 4, '1e1000000')
(7.883714220959876246415651e+333332 + 1.365499358305579597618785e+333333j)
>>> hyp2f1((-1,3), 1.75, 4, '1e1000000j')
(1.365499358305579597618785e+333333 - 7.883714220959876246415651e+333332j)
```

An integral representation:

```
>>> a,b,c,z = -0.5, 1, 2.5, 0.25
>>> g = lambda t: t**(b-1) * (1-t)**(c-b-1) * (1-t*z)**(-a)
>>> gammaprod([c],[b,c-b]) * quad(g, [0,1])
0.9480458814362824478852618
>>> hyp2f1(a,b,c,z)
0.9480458814362824478852618
```

Verifying the hypergeometric differential equation:

```
>>> f = lambda z: hyp2f1(a,b,c,z)
>>> chop(z*(1-z)*diff(f,z,2) + (c-(a+b+1)*z)*diff(f,z) - a*b*f(z))
0.0
```

hyp2f2()

`mpmath.hyp2f2(a1, a2, b1, b2, z)`

Gives the hypergeometric function ${}_2F_2(a_1, a_2; b_1, b_2; z)$. The call `hyp2f2(a1, a2, b1, b2, z)` is equivalent to `hyper([a1, a2], [b1, b2], z)`.

Evaluation works for complex and arbitrarily large arguments:

```
>>> from mpmath import *
>>> mp.dps = 25; mp.pretty = True
>>> a, b, c, d = 1.5, (-1,3), 2.25, 4
>>> hyp2f2(a, b, c, d, 10**20)
-5.275758229007902299823821e+43429448190325182663
>>> hyp2f2(a, b, c, d, -10**20)
2561445.079983207701073448
>>> hyp2f2(a, b, c, d, 10**20*j)
(2218276.509664121194836667 - 1280722.539991603850462856j)
>>> hyp2f2(2+3j, -2j, 0.5j, 4j, 10-20j)
(80500.68321405666957342788 - 20346.82752982813540993502j)
```

hyp2f3()

`mpmath.hyp2f3(a1, a2, b1, b2, b3, z)`

Gives the hypergeometric function ${}_2F_3(a_1, a_2; b_1, b_2, b_3; z)$. The call `hyp2f3(a1, a2, b1, b2, b3, z)` is equivalent to `hyper([a1, a2], [b1, b2, b3], z)`.

Evaluation works for arbitrarily large arguments:

```
>>> from mpmath import *
>>> mp.dps = 25; mp.pretty = True
>>> a1, a2, b1, b2, b3 = 1.5, (-1,3), 2.25, 4, (1,5)
>>> hyp2f3(a1, a2, b1, b2, b3, 10**20)
-4.169178177065714963568963e+8685889590
>>> hyp2f3(a1, a2, b1, b2, b3, -10**20)
7064472.587757755088178629
>>> hyp2f3(a1, a2, b1, b2, b3, 10**20*j)
(-5.163368465314934589818543e+6141851415 + 1.783578125755972803440364e+6141851416j)
>>> hyp2f3(2+3j, -2j, 0.5j, 4j, -1-j, 10-20j)
(-2280.938956687033150740228 + 13620.97336609573659199632j)
>>> hyp2f3(2+3j, -2j, 0.5j, 4j, -1-j, 10000000-20000000j)
(4.849835186175096516193e+3504 - 3.365981529122220091353633e+3504j)
```

hyp3f2()

`mpmath.hyp3f2(a1, a2, a3, b1, b2, z)`

Gives the generalized hypergeometric function ${}_3F_2$, defined for $|z| < 1$ as

$${}_3F_2(a_1, a_2, a_3, b_1, b_2, z) = \sum_{k=0}^{\infty} \frac{(a_1)_k (a_2)_k (a_3)_k}{(b_1)_k (b_2)_k} \frac{z^k}{k!}.$$

and for $|z| \geq 1$ by analytic continuation. The analytic structure of this function is similar to that of ${}_2F_1$, generally with a singularity at $z = 1$ and a branch cut on $(1, \infty)$.

Evaluation is supported inside, on, and outside the circle of convergence $|z| = 1$:

```
>>> from mpmath import *
>>> mp.dps = 25; mp.pretty = True
>>> hyp3f2(1,2,3,4,5,0.25)
1.083533123380934241548707
>>> hyp3f2(1,2+2j,3,4,5,-10+10j)
(0.1574651066006004632914361 - 0.03194209021885226400892963j)
>>> hyp3f2(1,2,3,4,5,-10)
0.3071141169208772603266489
>>> hyp3f2(1,2,3,4,5,10)
(-0.4857045320523947050581423 - 0.5988311440454888436888028j)
>>> hyp3f2(0.25,1,1,2,1.5,1)
1.157370995096772047567631
>>> (8-pi-2*ln2)/3
1.157370995096772047567631
>>> hyp3f2(1+j,0.5j,2,1,-2j,-1)
(1.74518490615029486475959 + 0.1454701525056682297614029j)
>>> hyp3f2(1+j,0.5j,2,1,-2j,sqrt(j))
(0.9829816481834277511138055 - 0.4059040020276937085081127j)
>>> hyp3f2(-3,2,1,-5,4,1)
1.41
>>> hyp3f2(-3,2,1,-5,4,2)
2.12
```

Evaluation very close to the unit circle:

```
>>> hyp3f2(1,2,3,4,5,'1.0001')
(1.564877796743282766872279 - 3.76821518787438186031973e-11j)
>>> hyp3f2(1,2,3,4,5,'1+0.0001j')
(1.564747153061671573212831 + 0.0001305757570366084557648482j)
>>> hyp3f2(1,2,3,4,5,'0.9999')
1.564616644881686134983664
>>> hyp3f2(1,2,3,4,5,'-0.9999')
0.7823896253461678060196207
```

Note: Evaluation for $|z - 1|$ small can currently be inaccurate or slow for some parameter combinations.

For various parameter combinations, ${}_3F_2$ admits representation in terms of hypergeometric functions of lower degree, or in terms of simpler functions:

```
>>> for a, b, z in [(1,2,-1), (2,0.5,1)]:
...     hyp2f1(a,b,a+b+0.5,z)**2
...     hyp3f2(2*a,a+b,2*b,a+b+0.5,2*a+2*b,z)
...
0.4246104461966439006086308
0.4246104461966439006086308
7.11111111111111111111111111
7.11111111111111111111111111

>>> z = 2+3j
>>> hyp3f2(0.5,1,1.5,2,2,z)
```

(continues on next page)

(continued from previous page)

```
(0.7621440939243342419729144 + 0.4249117735058037649915723j)
>>> 4*(pi-2*ellipse(z))/(pi*z)
(0.7621440939243342419729144 + 0.4249117735058037649915723j)
```

Generalized hypergeometric functions

hyper()

`mpmath.hyper(a_s, b_s, z)`

Evaluates the generalized hypergeometric function

$${}_pF_q(a_1, \dots, a_p; b_1, \dots, b_q; z) = \sum_{n=0}^{\infty} \frac{(a_1)_n (a_2)_n \dots (a_p)_n}{(b_1)_n (b_2)_n \dots (b_q)_n} \frac{z^n}{n!}$$

where $(x)_n$ denotes the rising factorial (see [rf\(\)](#)).

The parameters lists `a_s` and `b_s` may contain integers, real numbers, complex numbers, as well as exact fractions given in the form of tuples (p, q) . [hyper\(\)](#) is optimized to handle integers and fractions more efficiently than arbitrary floating-point parameters (since rational parameters are by far the most common).

Examples

Verifying that [hyper\(\)](#) gives the sum in the definition, by comparison with [nsum\(\)](#):

```
>>> from mpmath import *
>>> mp.dps = 25; mp.pretty = True
>>> a,b,c,d = 2,3,4,5
>>> x = 0.25
>>> hyper([a,b],[c,d],x)
1.078903941164934876086237
>>> fn = lambda n: rf(a,n)*rf(b,n)/rf(c,n)/rf(d,n)*x**n/fac(n)
>>> nsum(fn, [0, inf])
1.078903941164934876086237
```

The parameters can be any combination of integers, fractions, floats and complex numbers:

```
>>> a, b, c, d, e = 1, (-1,2), pi, 3+4j, (2,3)
>>> x = 0.2j
>>> hyper([a,b],[c,d,e],x)
(0.9923571616434024810831887 - 0.005753848733883879742993122j)
>>> b, e = -0.5, mpf(2)/3
>>> fn = lambda n: rf(a,n)*rf(b,n)/rf(c,n)/rf(d,n)/rf(e,n)*x**n/fac(n)
>>> nsum(fn, [0, inf])
(0.9923571616434024810831887 - 0.005753848733883879742993122j)
```

The ${}_0F_0$ and ${}_1F_0$ series are just elementary functions:

```
>>> a, z = sqrt(2), +pi
>>> hyper([],[],z)
23.14069263277926900572909
>>> exp(z)
23.14069263277926900572909
```

(continues on next page)

(continued from previous page)

```
>>> hyper([a],[],z)
(-0.09069132879922920160334114 + 0.3283224323946162083579656j)
>>> (1-z)**(-a)
(-0.09069132879922920160334114 + 0.3283224323946162083579656j)
```

If any a_k coefficient is a nonpositive integer, the series terminates into a finite polynomial:

```
>>> hyper([1,1,1,-3],[2,5],1)
0.7904761904761904761904762
>>> identify(_)
'(83/105)'
```

If any b_k is a nonpositive integer, the function is undefined (unless the series terminates before the division by zero occurs):

```
>>> hyper([1,1,1,-3],[-2,5],1)
Traceback (most recent call last):
...
ZeroDivisionError: pole in hypergeometric series
>>> hyper([1,1,1,-1],[-2,5],1)
1.1
```

Except for polynomial cases, the radius of convergence R of the hypergeometric series is either $R = \infty$ (if $p \leq q$), $R = 1$ (if $p = q + 1$), or $R = 0$ (if $p > q + 1$).

The analytic continuations of the functions with $p = q + 1$, i.e. ${}_2F_1$, ${}_3F_2$, ${}_4F_3$, etc, are all implemented and therefore these functions can be evaluated for $|z| \geq 1$. The shortcuts `hyp2f1()`, `hyp3f2()` are available to handle the most common cases (see their documentation), but functions of higher degree are also supported via `hyper()`:

```
>>> hyper([1,2,3,4],[5,6,7],1) # 4F3 at finite-valued branch point
1.141783505526870731311423
>>> hyper([4,5,6,7],[1,2,3],1) # 4F3 at pole
+inf
>>> hyper([1,2,3,4,5],[6,7,8,9],10) # 5F4
(1.543998916527972259717257 - 0.5876309929580408028816365j)
>>> hyper([1,2,3,4,5,6],[7,8,9,10,11],1j) # 6F5
(0.9996565821853579063502466 + 0.0129721075905630604445669j)
```

Near $z = 1$ with noninteger parameters:

```
>>> hyper(['1/3',1,'3/2',2],['1/5','11/6','41/8'],1)
2.219433352235586121250027
>>> hyper(['1/3',1,'3/2',2],['1/5','11/6','5/4'],1)
+inf
>>> eps1 = extradps(6)(lambda: 1 - mpf('1e-6'))()
>>> hyper(['1/3',1,'3/2',2],['1/5','11/6','5/4'],eps1)
2923978034.412973409330956
```

Please note that, as currently implemented, evaluation of ${}_pF_{p-1}$ with $p \geq 3$ may be slow or inaccurate when $|z - 1|$ is small, for some parameter values.

Evaluation may be aborted if convergence appears to be too slow. The optional `maxterms` (limiting the number of series terms) and `maxprec` (limiting the internal precision) keyword arguments can be used to control evaluation:

```
>>> hyper([1,2,3], [4,5,6], 10000)
Traceback (most recent call last):
...
NoConvergence: Hypergeometric series converges too slowly. Try increasing maxterms.
>>> hyper([1,2,3], [4,5,6], 10000, maxterms=10**6)
7.622806053177969474396918e+4310
```

Additional options include `force_series` (which forces direct use of a hypergeometric series even if another evaluation method might work better) and `asyp_tol` which controls the target tolerance for using asymptotic series.

When $p > q + 1$, `hyper` computes the (iterated) Borel sum of the divergent series. For ${}_2F_0$ the Borel sum has an analytic solution and can be computed efficiently (see `hyp2f0()`). For higher degrees, the function is evaluated first by attempting to sum it directly as an asymptotic series (this only works for tiny $|z|$), and then by evaluating the Borel regularized sum using numerical integration. Except for special parameter combinations, this can be extremely slow.

```
>>> hyper([1,1], [], 0.5) # regularization of 2F0
(1.340965419580146562086448 + 0.8503366631752726568782447j)
>>> hyper([1,1,1,1], [1], 0.5) # regularization of 4F1
(1.108287213689475145830699 + 0.5327107430640678181200491j)
```

With the following magnitude of argument, the asymptotic series for ${}_3F_1$ gives only a few digits. Using Borel summation, `hyper` can produce a value with full accuracy:

```
>>> mp.dps = 15
>>> hyper([2,0.5,4], [5.25], '0.08', force_series=True)
Traceback (most recent call last):
...
NoConvergence: Hypergeometric series converges too slowly. Try increasing maxterms.
>>> hyper([2,0.5,4], [5.25], '0.08', asyp_tol=1e-4)
1.0725535790737
>>> hyper([2,0.5,4], [5.25], '0.08')
(1.07269542893559 + 5.54668863216891e-5j)
>>> hyper([2,0.5,4], [5.25], '-0.08', asyp_tol=1e-4)
0.946344925484879
>>> hyper([2,0.5,4], [5.25], '-0.08')
0.946312503737771
>>> mp.dps = 25
>>> hyper([2,0.5,4], [5.25], '-0.08')
0.9463125037377662296700858
```

Note that with the positive z value, there is a complex part in the correct result, which falls below the tolerance of the asymptotic series.

By default, a parameter that appears in both `a_s` and `b_s` will be removed unless it is a nonpositive integer. This generally speeds up evaluation by producing a hypergeometric function of lower order. This optimization can be disabled by passing `eliminate=False`.

```
>>> hyper([1,2,3], [4,5,3], 10000)
1.268943190440206905892212e+4321
>>> hyper([1,2,3], [4,5,3], 10000, eliminate=False)
Traceback (most recent call last):
...
```

(continues on next page)

(continued from previous page)

```

NoConvergence: Hypergeometric series converges too slowly. Try increasing maxterms.
>>> hyper([1,2,3], [4,5,3], 10000, eliminate=False, maxterms=10**6)
1.268943190440206905892212e+4321
    
```

If a nonpositive integer $-n$ appears in both `a_s` and `b_s`, this parameter cannot be unambiguously removed since it creates a term $0/0$. In this case the hypergeometric series is understood to terminate before the division by zero occurs. This convention is consistent with Mathematica. An alternative convention of eliminating the parameters can be toggled with `eliminate_all=True`:

```

>>> hyper([2,-1], [-1], 3)
7.0
>>> hyper([2,-1], [-1], 3, eliminate_all=True)
0.25
>>> hyper([2], [], 3)
0.25
    
```

hypercomb()

`mpmath.hypercomb(function, params=[], discard_known_zeros=True, **kwargs)`

Computes a weighted combination of hypergeometric functions

$$\sum_{r=1}^N \left[\prod_{k=1}^{l_r} w_{r,k}^{c_{r,k}} \frac{\prod_{k=1}^{m_r} \Gamma(\alpha_{r,k})}{\prod_{k=1}^{n_r} \Gamma(\beta_{r,k})} {}_{p_r}F_{q_r}(a_{r,1}, \dots, a_{r,p}; b_{r,1}, \dots, b_{r,q}; z_r) \right].$$

Typically the parameters are linear combinations of a small set of base parameters; `hypercomb()` permits computing a correct value in the case that some of the α , β , b turn out to be nonpositive integers, or if division by zero occurs for some w^c , assuming that there are opposing singularities that cancel out. The limit is computed by evaluating the function with the base parameters perturbed, at a higher working precision.

The first argument should be a function that takes the perturbable base parameters `params` as input and returns N tuples $(w, c, \alpha, \beta, a, b, z)$, where the coefficients `w`, `c`, gamma factors `alpha`, `beta`, and hypergeometric coefficients `a`, `b` each should be lists of numbers, and `z` should be a single number.

Examples

The following evaluates

$$(a-1) \frac{\Gamma(a-3)}{\Gamma(a-4)} {}_1F_1(a, a-1, z) = e^z (a-4)(a+z-1)$$

with $a = 1, z = 3$. There is a zero factor, two gamma function poles, and the ${}_1F_1$ function is singular; all singularities cancel out to give a finite value:

```

>>> from mpmath import *
>>> mp.dps = 15; mp.pretty = True
>>> hypercomb(lambda a: [(a-1), [1], [a-3], [a-4], [a], [a-1], 3]), [1])
-180.769832308689
>>> -9*exp(3)
-180.769832308689
    
```

Meijer G-function

meijerg()

`mpmath.meijerg(a_s, b_s, z, r=1, **kwargs)`

Evaluates the Meijer G-function, defined as

$$G_{p,q}^{m,n} \left(\begin{matrix} a_1, \dots, a_n; a_{n+1} \dots a_p \\ b_1, \dots, b_m; b_{m+1} \dots b_q \end{matrix} \middle| z; r \right) = \frac{1}{2\pi i} \int_L \frac{\prod_{j=1}^m \Gamma(b_j + s) \prod_{j=1}^n \Gamma(1 - a_j - s)}{\prod_{j=n+1}^p \Gamma(a_j + s) \prod_{j=m+1}^q \Gamma(1 - b_j - s)} z^{-s/r} ds$$

for an appropriate choice of the contour L (see references).

There are p elements a_j . The argument a_s should be a pair of lists, the first containing the n elements a_1, \dots, a_n and the second containing the $p - n$ elements a_{n+1}, \dots, a_p .

There are q elements b_j . The argument b_s should be a pair of lists, the first containing the m elements b_1, \dots, b_m and the second containing the $q - m$ elements b_{m+1}, \dots, b_q .

The implicit tuple (m, n, p, q) constitutes the order or degree of the Meijer G-function, and is determined by the lengths of the coefficient vectors. Confusingly, the indices in this tuple appear in a different order from the coefficients, but this notation is standard. The many examples given below should hopefully clear up any potential confusion.

Algorithm

The Meijer G-function is evaluated as a combination of hypergeometric series. There are two versions of the function, which can be selected with the optional *series* argument.

series=1 uses a sum of $m {}_pF_{q-1}$ functions of z

series=2 uses a sum of $n {}_qF_{p-1}$ functions of $1/z$

The default series is chosen based on the degree and $|z|$ in order to be consistent with Mathematica's. This definition of the Meijer G-function has a discontinuity at $|z| = 1$ for some orders, which can be avoided by explicitly specifying a series.

Keyword arguments are forwarded to [`hypercomb\(\)`](#).

Examples

Many standard functions are special cases of the Meijer G-function (possibly rescaled and/or with branch cut corrections). We define some test parameters:

```
>>> from mpmath import *
>>> mp.dps = 25; mp.pretty = True
>>> a = mpf(0.75)
>>> b = mpf(1.5)
>>> z = mpf(2.25)
```

The exponential function: $e^z = G_{0,1}^{1,0} \left(\begin{matrix} - \\ 0 \end{matrix} \middle| -z \right)$

```
>>> meijerg([], [], [[0], []], -z)
9.487735836358525720550369
>>> exp(z)
9.487735836358525720550369
```

The natural logarithm: $\log(1+z) = G_{2,2}^{1,2} \left(\begin{matrix} 1, 1 \\ 1, 0 \end{matrix} \middle| -z \right)$

```
>>> meijerg([[1,1],[ ]], [[1],[0]], z)
1.178654996341646117219023
>>> log(1+z)
1.178654996341646117219023
```

A rational function: $\frac{z}{z+1} = G_{2,2}^{1,2} \left(\begin{matrix} 1, 1 \\ 1, 1 \end{matrix} \middle| z \right)$

```
>>> meijerg([[1,1],[ ]], [[1],[1]], z)
0.6923076923076923076923077
>>> z/(z+1)
0.6923076923076923076923077
```

The sine and cosine functions:

$$\frac{1}{\sqrt{\pi}} \sin(2\sqrt{z}) = G_{0,2}^{1,0} \left(\begin{matrix} - \\ \frac{1}{2}, 0 \end{matrix} \middle| z \right)$$

$$\frac{1}{\sqrt{\pi}} \cos(2\sqrt{z}) = G_{0,2}^{1,0} \left(\begin{matrix} - \\ 0, \frac{1}{2} \end{matrix} \middle| z \right)$$

```
>>> meijerg([],[ ], [[0.5],[0]], (z/2)**2)
0.4389807929218676682296453
>>> sin(z)/sqrt(pi)
0.4389807929218676682296453
>>> meijerg([],[ ], [[0],[0.5]], (z/2)**2)
-0.3544090145996275423331762
>>> cos(z)/sqrt(pi)
-0.3544090145996275423331762
```

Bessel functions:

$$J_a(2\sqrt{z}) = G_{0,2}^{1,0} \left(\begin{matrix} - \\ \frac{a}{2}, -\frac{a}{2} \end{matrix} \middle| z \right)$$

$$Y_a(2\sqrt{z}) = G_{1,3}^{2,0} \left(\begin{matrix} -\frac{a-1}{2} \\ \frac{a}{2}, -\frac{a}{2}, -\frac{a-1}{2} \end{matrix} \middle| z \right)$$

$$(-z)^{a/2} z^{-a/2} I_a(2\sqrt{z}) = G_{0,2}^{1,0} \left(\begin{matrix} - \\ \frac{a}{2}, -\frac{a}{2} \end{matrix} \middle| -z \right)$$

$$2K_a(2\sqrt{z}) = G_{0,2}^{2,0} \left(\begin{matrix} - \\ \frac{a}{2}, -\frac{a}{2} \end{matrix} \middle| z \right)$$

As the example with the Bessel I function shows, a branch factor is required for some arguments when inverting the square root.

```
>>> meijerg([],[ ], [[a/2],[-a/2]], (z/2)**2)
0.5059425789597154858527264
>>> besselj(a,z)
0.5059425789597154858527264
>>> meijerg([],[(-a-1)/2]], [[a/2,-a/2],[(-a-1)/2]], (z/2)**2)
0.1853868950066556941442559
>>> bessely(a, z)
0.1853868950066556941442559
>>> meijerg([],[ ], [[a/2],[-a/2]], -(z/2)**2)
(0.8685913322427653875717476 + 2.096964974460199200551738j)
```

(continues on next page)

(continued from previous page)

```
>>> (-z)**(a/2) / z**(a/2) * besseli(a, z)
(0.8685913322427653875717476 + 2.096964974460199200551738j)
>>> 0.5*meijerg([],[], [[a/2,-a/2],[]], (z/2)**2)
0.09334163695597828403796071
>>> besselk(a,z)
0.09334163695597828403796071
```

Error functions:

$$\sqrt{\pi}z^{2(a-1)}\operatorname{erfc}(z) = G_{1,2}^{2,0}\left(a-1, a-\frac{1}{2} \middle| z, \frac{1}{2}\right)$$

```
>>> meijerg([],[], [[a-1,a-0.5],[]], z, 0.5)
0.00172839843123091957468712
>>> sqrt(pi) * z**(2*a-2) * erfc(z)
0.00172839843123091957468712
```

A Meijer G-function of higher degree, (1,1,2,3):

```
>>> meijerg([a],[b], [[a],[b,a-1]], z)
1.55984467443050210115617
>>> sin((b-a)*pi)/pi*(exp(z)-1)*z**(a-1)
1.55984467443050210115617
```

A Meijer G-function of still higher degree, (4,1,2,4), that can be expanded as a messy combination of exponential integrals:

```
>>> meijerg([a],[2*b-a], [[b,a,b-0.5,-1-a+2*b],[]], z)
0.3323667133658557271898061
>>> chop(4**(a-b+1)*sqrt(pi)*gamma(2*b-2*a)*z**a*\
...      expint(2*b-2*a, -2*sqrt(-z))*expint(2*b-2*a, 2*sqrt(-z)))
0.3323667133658557271898061
```

In the following case, different series give different values:

```
>>> chop(meijerg([[1],[0.25]], [[3],[0.5]], -2))
-0.06417628097442437076207337
>>> meijerg([[1],[0.25]], [[3],[0.5]], -2, series=1)
0.1428699426155117511873047
>>> chop(meijerg([[1],[0.25]], [[3],[0.5]], -2, series=2))
-0.06417628097442437076207337
```

References

1. http://en.wikipedia.org/wiki/Meijer_G-function
2. <http://mathworld.wolfram.com/MeijerG-Function.html>
3. <http://functions.wolfram.com/HypergeometricFunctions/MeijerG/>
4. <http://functions.wolfram.com/HypergeometricFunctions/MeijerG1/>

Bilateral hypergeometric series

bihyper()

`mpmath.bihyper(a_s, b_s, z, **kwargs)`

Evaluates the bilateral hypergeometric series

$${}_A H_B(a_1, \dots, a_k; b_1, \dots, b_B; z) = \sum_{n=-\infty}^{\infty} \frac{(a_1)_n \dots (a_A)_n}{(b_1)_n \dots (b_B)_n} z^n$$

where, for direct convergence, $A = B$ and $|z| = 1$, although a regularized sum exists more generally by considering the bilateral series as a sum of two ordinary hypergeometric functions. In order for the series to make sense, none of the parameters may be integers.

Examples

The value of ${}_2H_2$ at $z = 1$ is given by Dougall's formula:

```
>>> from mpmath import *
>>> mp.dps = 25; mp.pretty = True
>>> a,b,c,d = 0.5, 1.5, 2.25, 3.25
>>> bihyper([a,b],[c,d],1)
-14.49118026212345786148847
>>> gammaprod([c,d,1-a,1-b,c+d-a-b-1],[c-a,d-a,c-b,d-b])
-14.49118026212345786148847
```

The regularized function ${}_1H_0$ can be expressed as the sum of one ${}_2F_0$ function and one ${}_1F_1$ function:

```
>>> a = mpf(0.25)
>>> z = mpf(0.75)
>>> bihyper([a], [], z)
(0.2454393389657273841385582 + 0.2454393389657273841385582j)
>>> hyper([a,1], [], z) + (hyper([1],[1-a],-1/z)-1)
(0.2454393389657273841385582 + 0.2454393389657273841385582j)
>>> hyper([a,1], [], z) + hyper([1],[2-a],-1/z)/z/(a-1)
(0.2454393389657273841385582 + 0.2454393389657273841385582j)
```

References

1. [Slater] (chapter 6: “Bilateral Series”, pp. 180-189)
2. [Wikipedia] http://en.wikipedia.org/wiki/Bilateral_hypergeometric_series

Hypergeometric functions of two variables

hyper2d()

`mpmath.hyper2d(a, b, x, y, **kwargs)`

Sums the generalized 2D hypergeometric series

$$\sum_{m=0}^{\infty} \sum_{n=0}^{\infty} \frac{P((a), m, n)}{Q((b), m, n)} \frac{x^m y^n}{m! n!}$$

where $(a) = (a_1, \dots, a_r)$, $(b) = (b_1, \dots, b_s)$ and where P and Q are products of rising factorials such as $(a_j)_n$ or $(a_j)_{m+n}$. P and Q are specified in the form of dicts, with the m and n dependence as keys and parameter lists

as values. The supported rising factorials are given in the following table (note that only a few are supported in Q):

Key	Rising factorial	Q
'm'	$(a_j)_m$	Yes
'n'	$(a_j)_n$	Yes
'm+n'	$(a_j)_{m+n}$	Yes
'm-n'	$(a_j)_{m-n}$	No
'n-m'	$(a_j)_{n-m}$	No
'2m+n'	$(a_j)_{2m+n}$	No
'2m-n'	$(a_j)_{2m-n}$	No
'2n-m'	$(a_j)_{2n-m}$	No

For example, the Appell F_1 and F_4 functions

$$F_1 = \sum_{m=0}^{\infty} \sum_{n=0}^{\infty} \frac{(a)_{m+n} (b)_m (c)_n}{(d)_{m+n}} \frac{x^m y^n}{m! n!}$$

$$F_4 = \sum_{m=0}^{\infty} \sum_{n=0}^{\infty} \frac{(a)_{m+n} (b)_{m+n}}{(c)_m (d)_n} \frac{x^m y^n}{m! n!}$$

can be represented respectively as

```
hyper2d({'m+n':[a], 'm':[b], 'n':[c]}, {'m+n':[d]}, x, y)
```

```
hyper2d({'m+n':[a,b]}, {'m':[c], 'n':[d]}, x, y)
```

More generally, `hyper2d()` can evaluate any of the 34 distinct convergent second-order (generalized Gaussian) hypergeometric series enumerated by Horn, as well as the Kampé de Fériet function.

The series is computed by rewriting it so that the inner series (i.e. the series containing n and y) has the form of an ordinary generalized hypergeometric series and thereby can be evaluated efficiently using `hyper()`. If possible, manually swapping x and y and the corresponding parameters can sometimes give better results.

Examples

Two separable cases: a product of two geometric series, and a product of two Gaussian hypergeometric functions:

```
>>> from mpmath import *
>>> mp.dps = 25; mp.pretty = True
>>> x, y = mpf(0.25), mpf(0.5)
>>> hyper2d({'m':1, 'n':1}, {}, x, y)
2.66666666666666666666666666667
>>> 1/(1-x)/(1-y)
2.66666666666666666666666666667
>>> hyper2d({'m':[1,2], 'n':[3,4]}, {'m':[5], 'n':[6]}, x, y)
4.164358531238938319669856
>>> hyp2f1(1,2,5,x)*hyp2f1(3,4,6,y)
4.164358531238938319669856
```

Some more series that can be done in closed form:

```
>>> hyper2d({'m':1, 'n':1}, {'m+n':1}, x, y)
2.013417124712514809623881
>>> (exp(x)*x-exp(y)*y)/(x-y)
2.013417124712514809623881
```

Six of the 34 Horn functions, G1-G3 and H1-H3:

```
>>> from mpmath import *
>>> mp.dps = 10; mp.pretty = True
>>> x, y = 0.0625, 0.125
>>> a1,a2,b1,b2,c1,c2,d = 1.1,-1.2,-1.3,-1.4,1.5,-1.6,1.7
>>> hyper2d({'m+n':a1,'n-m':b1,'m-n':b2},{},x,y) # G1
1.139090746
>>> nsum(lambda m,n: rf(a1,m+n)*rf(b1,n-m)*rf(b2,m-n)*\
...       x**m*y**n/fac(m)/fac(n), [0,inf], [0,inf])
1.139090746
>>> hyper2d({'m':a1,'n':a2,'n-m':b1,'m-n':b2},{},x,y) # G2
0.9503682696
>>> nsum(lambda m,n: rf(a1,m)*rf(a2,n)*rf(b1,n-m)*rf(b2,m-n)*\
...       x**m*y**n/fac(m)/fac(n), [0,inf], [0,inf])
0.9503682696
>>> hyper2d({'2n-m':a1,'2m-n':a2},{},x,y) # G3
1.029372029
>>> nsum(lambda m,n: rf(a1,2*n-m)*rf(a2,2*m-n)*\
...       x**m*y**n/fac(m)/fac(n), [0,inf], [0,inf])
1.029372029
>>> hyper2d({'m-n':a1,'m+n':b1,'n':c1},{ 'm':d},x,y) # H1
-1.605331256
>>> nsum(lambda m,n: rf(a1,m-n)*rf(b1,m+n)*rf(c1,n)/rf(d,m)*\
...       x**m*y**n/fac(m)/fac(n), [0,inf], [0,inf])
-1.605331256
>>> hyper2d({'m-n':a1,'m':b1,'n':[c1,c2]},{ 'm':d},x,y) # H2
-2.35405404
>>> nsum(lambda m,n: rf(a1,m-n)*rf(b1,m)*rf(c1,n)*rf(c2,n)/rf(d,m)*\
...       x**m*y**n/fac(m)/fac(n), [0,inf], [0,inf])
-2.35405404
>>> hyper2d({'2m+n':a1,'n':b1},{ 'm+n':c1},x,y) # H3
0.974479074
>>> nsum(lambda m,n: rf(a1,2*m+n)*rf(b1,n)/rf(c1,m+n)*\
...       x**m*y**n/fac(m)/fac(n), [0,inf], [0,inf])
0.974479074
```

References

1. [SrivastavaKarlsson]
2. [Weisstein] <http://mathworld.wolfram.com/HornFunction.html>
3. [Weisstein] <http://mathworld.wolfram.com/AppellHypergeometricFunction.html>

appellf1()

`mpmath.appellf1(a, b1, b2, c, x, y, **kwargs)`

Gives the Appell F1 hypergeometric function of two variables,

$$F_1(a, b_1, b_2, c, x, y) = \sum_{m=0}^{\infty} \sum_{n=0}^{\infty} \frac{(a)_{m+n} (b_1)_m (b_2)_n}{(c)_{m+n}} \frac{x^m y^n}{m! n!}.$$

This series is only generally convergent when $|x| < 1$ and $|y| < 1$, although `appellf1()` can evaluate an analytic continuation with respect to either variable, and sometimes both.

Examples

Evaluation is supported for real and complex parameters:

```
>>> from mpmath import *
>>> mp.dps = 25; mp.pretty = True
>>> appellf1(1,0,0.5,1,0.5,0.25)
1.154700538379251529018298
>>> appellf1(1,1+j,0.5,1,0.5,0.5j)
(1.138403860350148085179415 + 1.510544741058517621110615j)
```

For some integer parameters, the F1 series reduces to a polynomial:

```
>>> appellf1(2,-4,-3,1,2,5)
-816.0
>>> appellf1(-5,1,2,1,4,5)
-20528.0
```

The analytic continuation with respect to either x or y , and sometimes with respect to both, can be evaluated:

```
>>> appellf1(2,3,4,5,100,0.5)
(0.0006231042714165329279738662 + 0.0000005769149277148425774499857j)
>>> appellf1('1.1', '0.3', '0.2+2j', '0.4', '0.2', 1.5+3j)
(-0.1782604566893954897128702 + 0.002472407104546216117161499j)
>>> appellf1(1,2,3,4,10,12)
-0.07122993830066776374929313
```

For certain arguments, F1 reduces to an ordinary hypergeometric function:

```
>>> appellf1(1,2,3,5,0.5,0.25)
1.547902270302684019335555
>>> 4*hyp2f1(1,2,5,'1/3')/3
1.547902270302684019335555
>>> appellf1(1,2,3,4,0,1.5)
(-1.717202506168937502740238 - 2.792526803190927323077905j)
>>> hyp2f1(1,3,4,1.5)
(-1.717202506168937502740238 - 2.792526803190927323077905j)
```

The F1 function satisfies a system of partial differential equations:

```
>>> a,b1,b2,c,x,y = map(mpf, [1,0.5,0.25,1.125,0.25,-0.25])
>>> F = lambda x,y: appellf1(a,b1,b2,c,x,y)
>>> chop(x*(1-x)*diff(F,(x,y),(2,0)) +
...      y*(1-x)*diff(F,(x,y),(1,1)) +
...      (c-(a+b1+1)*x)*diff(F,(x,y),(1,0)) -
...      b1*y*diff(F,(x,y),(0,1)) -
...      a*b1*F(x,y))
0.0
>>> chop(y*(1-y)*diff(F,(x,y),(0,2)) +
...      x*(1-y)*diff(F,(x,y),(1,1)) +
...      (c-(a+b2+1)*y)*diff(F,(x,y),(0,1)) -
...      b2*x*diff(F,(x,y),(1,0)) -
...      a*b2*F(x,y))
0.0
```

The Appell F1 function allows for closed-form evaluation of various integrals, such as any integral of the form $\int x^r (x+a)^p (x+b)^q dx$:

```
>>> def integral(a,b,p,q,r,x1,x2):
...     a,b,p,q,r,x1,x2 = map(mpmathify, [a,b,p,q,r,x1,x2])
...     f = lambda x: x**r * (x+a)**p * (x+b)**q
...     def F(x):
...         v = x**(r+1)/(r+1) * (a+x)**p * (b+x)**q
...         v *= (1+x/a)**(-p)
...         v *= (1+x/b)**(-q)
...         v *= appellf1(r+1,-p,-q,2+r,-x/a,-x/b)
...         return v
...     print("Num. quad: %s" % quad(f, [x1,x2]))
...     print("Appell F1: %s" % (F(x2)-F(x1)))
...
>>> integral('1/5','4/3','-2','3','1/2',0,1)
Num. quad: 9.073335358785776206576981
Appell F1: 9.073335358785776206576981
>>> integral('3/2','4/3','-2','3','1/2',0,1)
Num. quad: 1.092829171999626454344678
Appell F1: 1.092829171999626454344678
>>> integral('3/2','4/3','-2','3','1/2',12,25)
Num. quad: 1106.323225040235116498927
Appell F1: 1106.323225040235116498927
```

Also incomplete elliptic integrals fall into this category [1]:

```
>>> def E(z, m):
...     if (pi/2).ae(z):
...         return ellipse(m)
...     return 2*round(re(z)/pi)*ellipse(m) + mpf(-1)**round(re(z)/pi)*\
...         sin(z)*appellf1(0.5,0.5,-0.5,1.5,sin(z)**2,m*sin(z)**2)
...
>>> z, m = 1, 0.5
>>> E(z,m); quad(lambda t: sqrt(1-m*sin(t)**2), [0,pi/4,3*pi/4,z])
0.9273298836244400669659042
0.9273298836244400669659042
>>> z, m = 3, 2
>>> E(z,m); quad(lambda t: sqrt(1-m*sin(t)**2), [0,pi/4,3*pi/4,z])
(1.057495752337234229715836 + 1.198140234735592207439922j)
(1.057495752337234229715836 + 1.198140234735592207439922j)
```

References

1. [WolframFunctions] <http://functions.wolfram.com/EllipticIntegrals/EllipticE2/26/01/>
2. [SrivastavaKarlsson]
3. [CabralRosetti]
4. [Vidunas]
5. [Slater]

appellf2()

`mpmath.appellf2(a, b1, b2, c1, c2, x, y, **kwargs)`

Gives the Appell F2 hypergeometric function of two variables

$$F_2(a, b_1, b_2, c_1, c_2, x, y) = \sum_{m=0}^{\infty} \sum_{n=0}^{\infty} \frac{(a)_{m+n} (b_1)_m (b_2)_n}{(c_1)_m (c_2)_n} \frac{x^m y^n}{m! n!}.$$

The series is generally absolutely convergent for $|x| + |y| < 1$.

Examples

Evaluation for real and complex arguments:

```
>>> from mpmath import *
>>> mp.dps = 25; mp.pretty = True
>>> appellf2(1, 2, 3, 4, 5, 0.25, 0.125)
1.257417193533135344785602
>>> appellf2(1, -3, -4, 2, 3, 2, 3)
-42.8
>>> appellf2(0.5, 0.25, -0.25, 2, 3, 0.25j, 0.25)
(0.9880539519421899867041719 + 0.01497616165031102661476978j)
>>> chop(appellf2(1, 1+j, 1-j, 3j, -3j, 0.25, 0.25))
1.201311219287411337955192
>>> appellf2(1, 1, 1, 4, 6, 0.125, 16)
(-0.09455532250274744282125152 - 0.7647282253046207836769297j)
```

A transformation formula:

```
>>> a, b1, b2, c1, c2, x, y = map(mpf, [1, 2, 0.5, 0.25, 1.625, -0.125, 0.125])
>>> appellf2(a, b1, b2, c1, c2, x, y)
0.2299211717841180783309688
>>> (1-x)**(-a)*appellf2(a, c1-b1, b2, c1, c2, x/(x-1), y/(1-x))
0.2299211717841180783309688
```

A system of partial differential equations satisfied by F2:

```
>>> a, b1, b2, c1, c2, x, y = map(mpf, [1, 0.5, 0.25, 1.125, 1.5, 0.0625, -0.0625])
>>> F = lambda x, y: appellf2(a, b1, b2, c1, c2, x, y)
>>> chop(x*(1-x)*diff(F, (x, y), (2, 0)) -
...      x*y*diff(F, (x, y), (1, 1)) +
...      (c1-(a+b1+1)*x)*diff(F, (x, y), (1, 0)) -
...      b1*y*diff(F, (x, y), (0, 1)) -
...      a*b1*F(x, y))
0.0
>>> chop(y*(1-y)*diff(F, (x, y), (0, 2)) -
...      x*y*diff(F, (x, y), (1, 1)) +
...      (c2-(a+b2+1)*y)*diff(F, (x, y), (0, 1)) -
...      b2*x*diff(F, (x, y), (1, 0)) -
...      a*b2*F(x, y))
0.0
```

References

See references for [`appellf1\(\)`](#).

appellf3()

`mpmath.appellf3(a1, a2, b1, b2, c, x, y, **kwargs)`

Gives the Appell F3 hypergeometric function of two variables

$$F_3(a_1, a_2, b_1, b_2, c, x, y) = \sum_{m=0}^{\infty} \sum_{n=0}^{\infty} \frac{(a_1)_m (a_2)_n (b_1)_m (b_2)_n}{(c)_{m+n}} \frac{x^m y^n}{m!n!}.$$

The series is generally absolutely convergent for $|x| < 1, |y| < 1$.

Examples

Evaluation for various parameters and variables:

```
>>> from mpmath import *
>>> mp.dps = 25; mp.pretty = True
>>> appellf3(1,2,3,4,5,0.5,0.25)
2.221557778107438938158705
>>> appellf3(1,2,3,4,5,6,0); hyp2f1(1,3,5,6)
(-0.5189554589089861284537389 - 0.1454441043328607980769742j)
(-0.5189554589089861284537389 - 0.1454441043328607980769742j)
>>> appellf3(1,-2,-3,1,1,4,6)
-17.4
>>> appellf3(1,2,-3,1,1,4,6)
(17.7876136773677356641825 + 19.54768762233649126154534j)
>>> appellf3(1,2,-3,1,1,6,4)
(85.02054175067929402953645 + 148.4402528821177305173599j)
>>> chop(appellf3(1+j,2,1-j,2,3,0.25,0.25))
1.719992169545200286696007
```

Many transformations and evaluations for special combinations of the parameters are possible, e.g.:

```
>>> a,b,c,x,y = map(mpf, [0.5,0.25,0.125,0.125,-0.125])
>>> appellf3(a,c-a,b,c-b,c,x,y)
1.093432340896087107444363
>>> (1-y)**(a+b-c)*hyp2f1(a,b,c,x+y-x*y)
1.093432340896087107444363
>>> x**2*appellf3(1,1,1,1,3,x,-x)
0.01568646277445385390945083
>>> polylog(2,x**2)
0.01568646277445385390945083
>>> a1,a2,b1,b2,c,x = map(mpf, [0.5,0.25,0.125,0.5,4.25,0.125])
>>> appellf3(a1,a2,b1,b2,c,x,1)
1.03947361709111140096947
>>> gammaprod([c,c-a2-b2],[c-a2,c-b2])*hyp3f2(a1,b1,c-a2-b2,c-a2,c-b2,x)
1.03947361709111140096947
```

The Appell F3 function satisfies a pair of partial differential equations:

```
>>> a1,a2,b1,b2,c,x,y = map(mpf, [0.5,0.25,0.125,0.5,0.625,0.0625,-0.0625])
>>> F = lambda x,y: appellf3(a1,a2,b1,b2,c,x,y)
>>> chop(x*(1-x)*diff(F,(x,y),(2,0)) +
...      y*diff(F,(x,y),(1,1)) +
...      (c-(a1+b1+1)*x)*diff(F,(x,y),(1,0)) -
```

(continues on next page)

(continued from previous page)

```

...     a1*b1*F(x,y))
0.0
>>> chop(y*(1-y)*diff(F,(x,y),(0,2)) +
...     x*diff(F,(x,y),(1,1)) +
...     (c-(a2+b2+1)*y)*diff(F,(x,y),(0,1)) -
...     a2*b2*F(x,y))
0.0

```

References

See references for [appellf1\(\)](#).

appellf4()

`mpmath.appellf4(a, b, c1, c2, x, y, **kwargs)`

Gives the Appell F4 hypergeometric function of two variables

$$F_4(a, b, c_1, c_2, x, y) = \sum_{m=0}^{\infty} \sum_{n=0}^{\infty} \frac{(a)_{m+n} (b)_{m+n}}{(c_1)_m (c_2)_n} \frac{x^m y^n}{m! n!}.$$

The series is generally absolutely convergent for $\sqrt{|x|} + \sqrt{|y|} < 1$.

Examples

Evaluation for various parameters and arguments:

```

>>> from mpmath import *
>>> mp.dps = 25; mp.pretty = True
>>> appellf4(1,1,2,2,0.25,0.125)
1.286182069079718313546608
>>> appellf4(-2,-3,4,5,4,5)
34.8
>>> appellf4(5,4,2,3,0.25j,-0.125j)
(-0.2585967215437846642163352 + 2.436102233553582711818743j)

```

Reduction to ${}_2F_1$ in a special case:

```

>>> a,b,c,x,y = map(mpf, [0.5,0.25,0.125,0.125,-0.125])
>>> appellf4(a,b,c,a+b-c+1,x*(1-y),y*(1-x))
1.129143488466850868248364
>>> hyp2f1(a,b,c,x)*hyp2f1(a,b,a+b-c+1,y)
1.129143488466850868248364

```

A system of partial differential equations satisfied by F4:

```

>>> a,b,c1,c2,x,y = map(mpf, [1,0.5,0.25,1.125,0.0625,-0.0625])
>>> F = lambda x,y: appellf4(a,b,c1,c2,x,y)
>>> chop(x*(1-x)*diff(F,(x,y),(2,0)) -
...     y**2*diff(F,(x,y),(0,2)) -
...     2*x*y*diff(F,(x,y),(1,1)) +
...     (c1-(a+b+1)*x)*diff(F,(x,y),(1,0)) -
...     ((a+b+1)*y)*diff(F,(x,y),(0,1)) -
...     a*b*F(x,y))

```

(continues on next page)

(continued from previous page)

```

0.0
>>> chop(y*(1-y)*diff(F,(x,y),(0,2)) -
...      x**2*diff(F,(x,y),(2,0)) -
...      2*x*y*diff(F,(x,y),(1,1)) +
...      (c2-(a+b+1)*y)*diff(F,(x,y),(0,1)) -
...      ((a+b+1)*x)*diff(F,(x,y),(1,0)) -
...      a*b*F(x,y))
0.0
    
```

References

See references for [appellf1\(\)](#).

3.1.11 Elliptic functions

Elliptic functions historically comprise the elliptic integrals and their inverses, and originate from the problem of computing the arc length of an ellipse. From a more modern point of view, an elliptic function is defined as a doubly periodic function, i.e. a function which satisfies

$$f(z + 2\omega_1) = f(z + 2\omega_2) = f(z)$$

for some half-periods ω_1, ω_2 with $\text{Im}[\omega_1/\omega_2] > 0$. The canonical elliptic functions are the Jacobi elliptic functions. More broadly, this section includes quasi-doubly periodic functions (such as the Jacobi theta functions) and other functions useful in the study of elliptic functions.

Many different conventions for the arguments of elliptic functions are in use. It is even standard to use different parameterizations for different functions in the same text or software (and mpmath is no exception). The usual parameters are the elliptic nome q , which usually must satisfy $|q| < 1$; the elliptic parameter m (an arbitrary complex number); the elliptic modulus k (an arbitrary complex number); and the half-period ratio τ , which usually must satisfy $\text{Im}[\tau] > 0$. These quantities can be expressed in terms of each other using the following relations:

$$\begin{aligned}
 m &= k^2 \\
 \tau &= i \frac{K(1-m)}{K(m)} \\
 q &= e^{i\pi\tau} \\
 k &= \frac{\vartheta_2^2(q)}{\vartheta_3^2(q)}
 \end{aligned}$$

In addition, an alternative definition is used for the nome in number theory, which we here denote by \bar{q} :

$$\bar{q} = q^2 = e^{2i\pi\tau}$$

For convenience, mpmath provides functions to convert between the various parameters ([qfrom\(\)](#), [mfrom\(\)](#), [kfrom\(\)](#), [taufrom\(\)](#), [qbarfrom\(\)](#)).

References

1. [AbramowitzStegun]
2. [WhittakerWatson]

Elliptic arguments

qfrom()

`mpmath.qfrom(**kwargs)`

Returns the elliptic nome q , given any of q, m, k, τ, \bar{q} :

```
>>> from mpmath import *
>>> mp.dps = 25; mp.pretty = True
>>> qfrom(q=0.25)
0.25
>>> qfrom(m=mfrom(q=0.25))
0.25
>>> qfrom(k=kfrom(q=0.25))
0.25
>>> qfrom(tau=taufrom(q=0.25))
(0.25 + 0.0j)
>>> qfrom(qbar=qbarfrom(q=0.25))
0.25
```

qbarfrom()

`mpmath.qbarfrom(**kwargs)`

Returns the number-theoretic nome \bar{q} , given any of q, m, k, τ, \bar{q} :

```
>>> from mpmath import *
>>> mp.dps = 25; mp.pretty = True
>>> qbarfrom(qbar=0.25)
0.25
>>> qbarfrom(q=qfrom(qbar=0.25))
0.25
>>> qbarfrom(m=extraprec(20)(mfrom)(qbar=0.25)) # ill-conditioned
0.25
>>> qbarfrom(k=extraprec(20)(kfrom)(qbar=0.25)) # ill-conditioned
0.25
>>> qbarfrom(tau=taufrom(qbar=0.25))
(0.25 + 0.0j)
```

mfrom()

`mpmath.mfrom(**kwargs)`

Returns the elliptic parameter m , given any of q, m, k, τ, \bar{q} :

```
>>> from mpmath import *
>>> mp.dps = 25; mp.pretty = True
>>> mfrom(m=0.25)
0.25
>>> mfrom(q=qfrom(m=0.25))
0.25
>>> mfrom(k=kfrom(m=0.25))
```

(continues on next page)

(continued from previous page)

```
0.25
>>> mfrom(tau=taufrom(m=0.25))
(0.25 + 0.0j)
>>> mfrom(qbar=qbarfrom(m=0.25))
0.25
```

As $q \rightarrow 1$ and $q \rightarrow -1$, m rapidly approaches 1 and $-\infty$ respectively:

```
>>> mfrom(q=0.75)
0.999999999999999798332943533
>>> mfrom(q=-0.75)
-49586681013729.32611558353
>>> mfrom(q=1)
1.0
>>> mfrom(q=-1)
-inf
```

The inverse nome as a function of q has an integer Taylor series expansion:

```
>>> taylor(lambda q: mfrom(q), 0, 7)
[0.0, 16.0, -128.0, 704.0, -3072.0, 11488.0, -38400.0, 117632.0]
```

kfrom()

`mpmath.kfrom(**kwargs)`

Returns the elliptic modulus k , given any of q, m, k, τ, \bar{q} :

```
>>> from mpmath import *
>>> mp.dps = 25; mp.pretty = True
>>> kfrom(k=0.25)
0.25
>>> kfrom(m=mfrom(k=0.25))
0.25
>>> kfrom(q=qfrom(k=0.25))
0.25
>>> kfrom(tau=taufrom(k=0.25))
(0.25 + 0.0j)
>>> kfrom(qbar=qbarfrom(k=0.25))
0.25
```

As $q \rightarrow 1$ and $q \rightarrow -1$, k rapidly approaches 1 and $i\infty$ respectively:

```
>>> kfrom(q=0.75)
0.999999999999999899166471767
>>> kfrom(q=-0.75)
(0.0 + 7041781.096692038332790615j)
>>> kfrom(q=1)
1
>>> kfrom(q=-1)
(0.0 + +infj)
```

taufrom()`mpmath.taufrom(**kwargs)`Returns the elliptic half-period ratio τ , given any of q, m, k, τ, \bar{q} :

```

>>> from mpmath import *
>>> mp.dps = 25; mp.pretty = True
>>> taufrom(tau=0.5j)
(0.0 + 0.5j)
>>> taufrom(q=qfrom(tau=0.5j))
(0.0 + 0.5j)
>>> taufrom(m=mfrom(tau=0.5j))
(0.0 + 0.5j)
>>> taufrom(k=kfrom(tau=0.5j))
(0.0 + 0.5j)
>>> taufrom(qbar=qbarfrom(tau=0.5j))
(0.0 + 0.5j)

```

Legendre elliptic integrals**ellipk()**`mpmath.ellipk(m, **kwargs)`Evaluates the complete elliptic integral of the first kind, $K(m)$, defined by

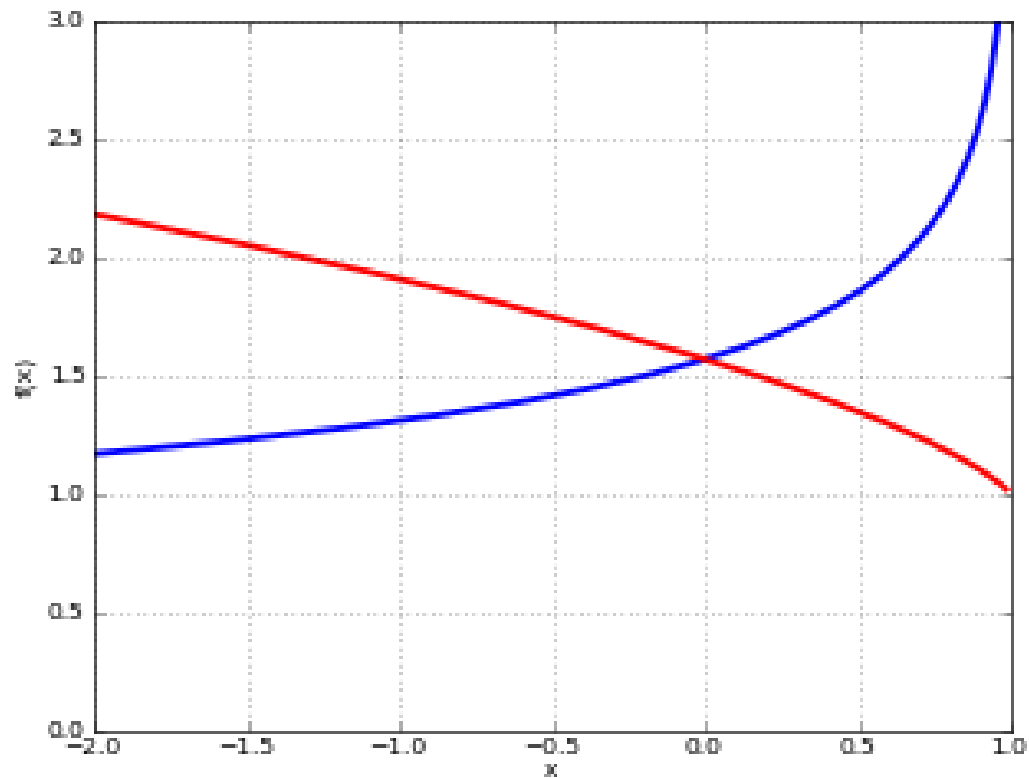
$$K(m) = \int_0^{\pi/2} \frac{dt}{\sqrt{1 - m \sin^2 t}} = \frac{\pi}{2} {}_2F_1\left(\frac{1}{2}, \frac{1}{2}, 1, m\right).$$

Note that the argument is the parameter $m = k^2$, not the modulus k which is sometimes used.**Plots**

```

# Complete elliptic integrals K(m) and E(m)
plot([ellipk, ellipse], [-2,1], [0,3], points=600)

```



Examples

Values and limits include:

```
>>> from mpmath import *
>>> mp.dps = 25; mp.pretty = True
>>> ellipk(0)
1.570796326794896619231322
>>> ellipk(inf)
(0.0 + 0.0j)
>>> ellipk(-inf)
0.0
>>> ellipk(1)
+inf
>>> ellipk(-1)
1.31102877714605990523242
>>> ellipk(2)
(1.31102877714605990523242 - 1.31102877714605990523242j)
```

Verifying the defining integral and hypergeometric representation:

```
>>> ellipk(0.5)
1.85407467730137191843385
>>> quad(lambda t: (1-0.5*sin(t)**2)**-0.5, [0, pi/2])
1.85407467730137191843385
>>> pi/2*hyp2f1(0.5,0.5,1,0.5)
```

(continues on next page)

(continued from previous page)

```
1.85407467730137191843385
```

Evaluation is supported for arbitrary complex m :

```
>>> ellipk(3+4j)
(0.9111955638049650086562171 + 0.6313342832413452438845091j)
```

A definite integral:

```
>>> quad(ellipk, [0, 1])
2.0
```

ellipf()

`mpmath.ellipf(phi, m)`

Evaluates the Legendre incomplete elliptic integral of the first kind

$$F(\phi, m) = \int_0^\phi \frac{dt}{\sqrt{1 - m \sin^2 t}}$$

or equivalently

$$F(\phi, m) = \int_0^{\sin \phi} \frac{dt}{(\sqrt{1 - t^2})(\sqrt{1 - mt^2})}.$$

The function reduces to a complete elliptic integral of the first kind (see [ellipk\(\)](#)) when $\phi = \frac{\pi}{2}$; that is,

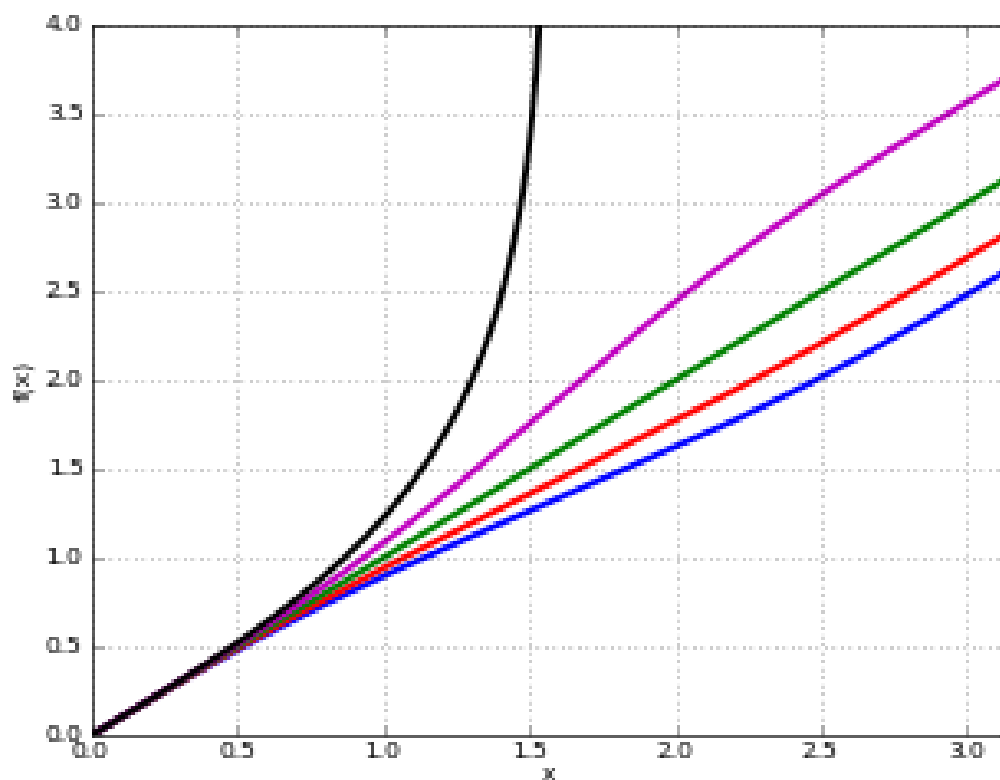
$$F\left(\frac{\pi}{2}, m\right) = K(m).$$

In the defining integral, it is assumed that the principal branch of the square root is taken and that the path of integration avoids crossing any branch cuts. Outside $-\pi/2 \leq \Re(\phi) \leq \pi/2$, the function extends quasi-periodically as

$$F(\phi + n\pi, m) = 2nK(m) + F(\phi, m), n \in \mathbb{Z}.$$

Plots

```
# Elliptic integral F(z,m) for some different m
f1 = lambda z: ellipf(z,-1)
f2 = lambda z: ellipf(z,-0.5)
f3 = lambda z: ellipf(z,0)
f4 = lambda z: ellipf(z,0.5)
f5 = lambda z: ellipf(z,1)
plot([f1,f2,f3,f4,f5], [0,pi], [0,4])
```



Examples

Basic values and limits:

```
>>> from mpmath import *
>>> mp.dps = 25; mp.pretty = True
>>> ellipf(0,1)
0.0
>>> ellipf(0,0)
0.0
>>> ellipf(1,0); ellipf(2+3j,0)
1.0
(2.0 + 3.0j)
>>> ellipf(1,1); log(sec(1)+tan(1))
1.226191170883517070813061
1.226191170883517070813061
>>> ellipf(pi/2, -0.5); ellipk(-0.5)
1.415737208425956198892166
1.415737208425956198892166
>>> ellipf(pi/2+eps, 1); ellipf(-pi/2-eps, 1)
+inf
+inf
>>> ellipf(1.5, 1)
3.340677542798311003320813
```

Comparing with numerical integration:

```
>>> z,m = 0.5, 1.25
>>> ellipf(z,m)
0.5287219202206327872978255
>>> quad(lambda t: (1-m*sin(t)**2)**(-0.5), [0,z])
0.5287219202206327872978255
```

The arguments may be complex numbers:

```
>>> ellipf(3j, 0.5)
(0.0 + 1.713602407841590234804143j)
>>> ellipf(3+4j, 5-6j)
(1.269131241950351323305741 - 0.3561052815014558335412538j)
>>> z,m = 2+3j, 1.25
>>> k = 1011
>>> ellipf(z+pi*k,m); ellipf(z,m) + 2*k*ellipk(m)
(4086.184383622179764082821 - 3003.003538923749396546871j)
(4086.184383622179764082821 - 3003.003538923749396546871j)
```

For $|\Re(z)| < \pi/2$, the function can be expressed as a hypergeometric series of two variables (see [appellf1\(\)](#)):

```
>>> z,m = 0.5, 0.25
>>> ellipf(z,m)
0.5050887275786480788831083
>>> sin(z)*appellf1(0.5,0.5,0.5,1.5,sin(z)**2,m*sin(z)**2)
0.5050887275786480788831083
```

ellipe()

`mpmath.ellipe(*args)`

Called with a single argument m , evaluates the Legendre complete elliptic integral of the second kind, $E(m)$, defined by

$$E(m) = \int_0^{\pi/2} \sqrt{1 - m \sin^2 t} dt = \frac{\pi}{2} {}_2F_1\left(\frac{1}{2}, -\frac{1}{2}, 1, m\right).$$

Called with two arguments ϕ, m , evaluates the incomplete elliptic integral of the second kind

$$E(\phi, m) = \int_0^\phi \sqrt{1 - m \sin^2 t} dt = \int_0^{\sin \phi} \frac{\sqrt{1 - mt^2}}{\sqrt{1 - t^2}} dt.$$

The incomplete integral reduces to a complete integral when $\phi = \frac{\pi}{2}$; that is,

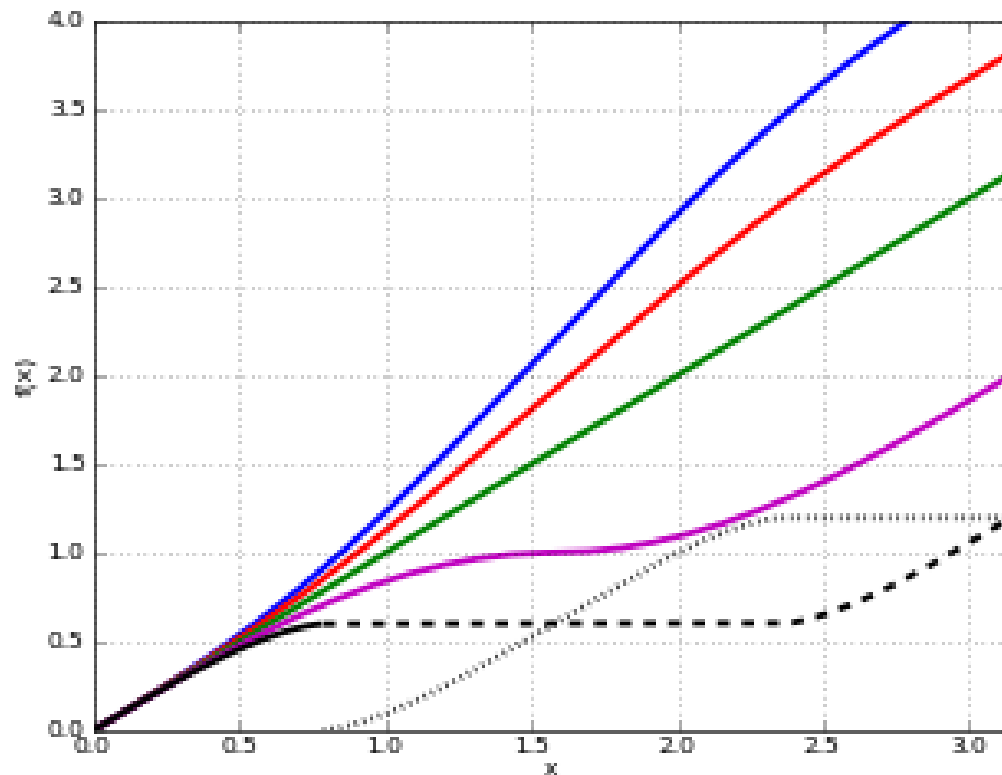
$$E\left(\frac{\pi}{2}, m\right) = E(m).$$

In the defining integral, it is assumed that the principal branch of the square root is taken and that the path of integration avoids crossing any branch cuts. Outside $-\pi/2 \leq \Re(z) \leq \pi/2$, the function extends quasi-periodically as

$$E(\phi + n\pi, m) = 2nE(m) + E(\phi, m), n \in \mathbb{Z}.$$

Plots

```
# Elliptic integral E(z,m) for some different m
f1 = lambda z: ellipse(z,-2)
f2 = lambda z: ellipse(z,-1)
f3 = lambda z: ellipse(z,0)
f4 = lambda z: ellipse(z,1)
f5 = lambda z: ellipse(z,2)
plot([f1,f2,f3,f4,f5], [0,pi], [0,4])
```



Examples for the complete integral

Basic values and limits:

```
>>> from mpmath import *
>>> mp.dps = 25; mp.pretty = True
>>> ellipse(0)
1.570796326794896619231322
>>> ellipse(1)
1.0
>>> ellipse(-1)
1.910098894513856008952381
>>> ellipse(2)
(0.5990701173677961037199612 + 0.5990701173677961037199612j)
>>> ellipse(inf)
(0.0 + +infj)
>>> ellipse(-inf)
```

(continues on next page)

(continued from previous page)

+inf

Verifying the defining integral and hypergeometric representation:

```
>>> ellipse(0.5)
1.350643881047675502520175
>>> quad(lambda t: sqrt(1-0.5*sin(t)**2), [0, pi/2])
1.350643881047675502520175
>>> pi/2*hyp2f1(0.5, -0.5, 1, 0.5)
1.350643881047675502520175
```

Evaluation is supported for arbitrary complex m :

```
>>> ellipse(0.5+0.25j)
(1.360868682163129682716687 - 0.1238733442561786843557315j)
>>> ellipse(3+4j)
(1.499553520933346954333612 - 1.577879007912758274533309j)
```

A definite integral:

```
>>> quad(ellipse, [0,1])
1.333333333333333333333333
```

Examples for the incomplete integral

Basic values and limits:

```
>>> ellipse(0,1)
0.0
>>> ellipse(0,0)
0.0
>>> ellipse(1,0)
1.0
>>> ellipse(2+3j,0)
(2.0 + 3.0j)
>>> ellipse(1,1); sin(1)
0.8414709848078965066525023
0.8414709848078965066525023
>>> ellipse(pi/2, -0.5); ellipse(-0.5)
1.751771275694817862026502
1.751771275694817862026502
>>> ellipse(pi/2, 1); ellipse(-pi/2, 1)
1.0
-1.0
>>> ellipse(1.5, 1)
0.9974949866040544309417234
```

Comparing with numerical integration:

```
>>> z,m = 0.5, 1.25
>>> ellipse(z,m)
0.4740152182652628394264449
>>> quad(lambda t: sqrt(1-m*sin(t)**2), [0,z])
0.4740152182652628394264449
```

The arguments may be complex numbers:

```
>>> ellipse(3j, 0.5)
(0.0 + 7.551991234890371873502105j)
>>> ellipse(3+4j, 5-6j)
(24.15299022574220502424466 + 75.2503670480325997418156j)
>>> k = 35
>>> z,m = 2+3j, 1.25
>>> ellipse(z+pi*k,m); ellipse(z,m) + 2*k*ellipse(m)
(48.30138799412005235090766 + 17.47255216721987688224357j)
(48.30138799412005235090766 + 17.47255216721987688224357j)
```

For $|\Re(z)| < \pi/2$, the function can be expressed as a hypergeometric series of two variables (see [appellf1\(\)](#)):

```
>>> z,m = 0.5, 0.25
>>> ellipse(z,m)
0.4950017030164151928870375
>>> sin(z)*appellf1(0.5,0.5,-0.5,1.5,sin(z)**2,m*sin(z)**2)
0.4950017030164151928870376
```

ellippi()

`mpmath.ellippi(*args)`

Called with three arguments n, ϕ, m , evaluates the Legendre incomplete elliptic integral of the third kind

$$\Pi(n; \phi, m) = \int_0^\phi \frac{dt}{(1 - n \sin^2 t) \sqrt{1 - m \sin^2 t}} = \int_0^{\sin \phi} \frac{dt}{(1 - nt^2) \sqrt{1 - t^2} \sqrt{1 - mt^2}}.$$

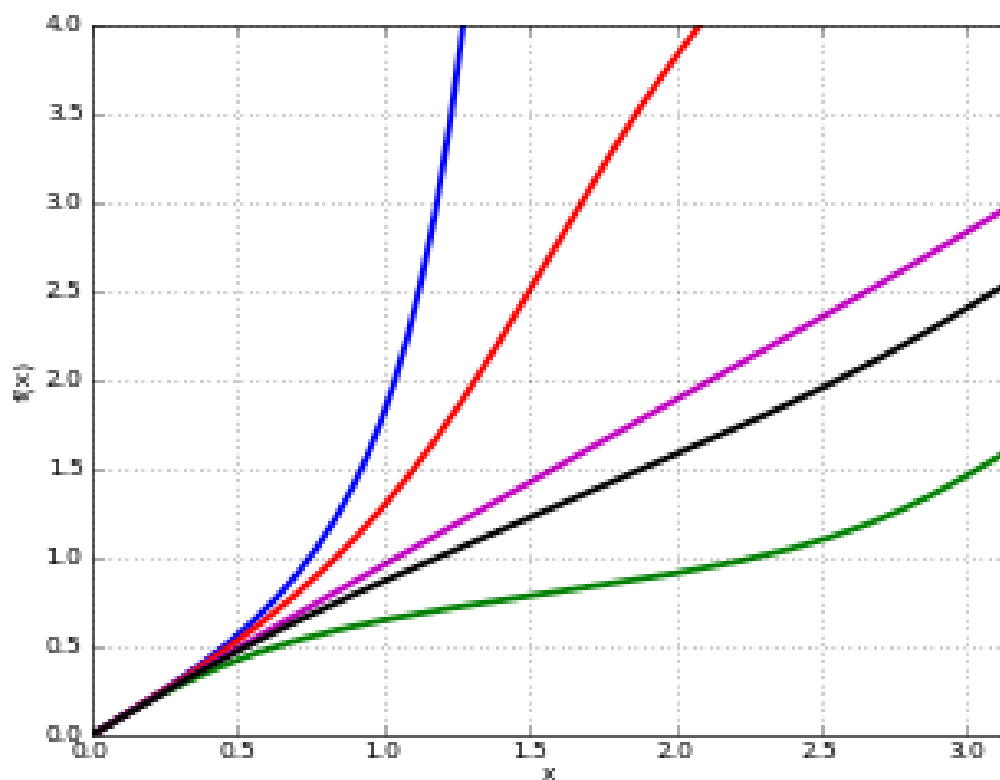
Called with two arguments n, m , evaluates the complete elliptic integral of the third kind $\Pi(n, m) = \Pi(n; \frac{\pi}{2}, m)$.

In the defining integral, it is assumed that the principal branch of the square root is taken and that the path of integration avoids crossing any branch cuts. Outside $-\pi/2 \leq \Re(\phi) \leq \pi/2$, the function extends quasi-periodically as

$$\Pi(n, \phi + k\pi, m) = 2k\Pi(n, m) + \Pi(n, \phi, m), k \in \mathbb{Z}.$$

Plots

```
# Elliptic integral Pi(n,z,m) for some different n, m
f1 = lambda z: ellippi(0.9,z,0.9)
f2 = lambda z: ellippi(0.5,z,0.5)
f3 = lambda z: ellippi(-2,z,-0.9)
f4 = lambda z: ellippi(-0.5,z,0.5)
f5 = lambda z: ellippi(-1,z,0.5)
plot([f1,f2,f3,f4,f5], [0,pi], [0,4])
```



Examples for the complete integral

Some basic values and limits:

```
>>> from mpmath import *
>>> mp.dps = 25; mp.pretty = True
>>> ellippi(0,-5); ellipk(-5)
0.9555039270640439337379334
0.9555039270640439337379334
>>> ellippi(inf,2)
0.0
>>> ellippi(2,inf)
0.0
>>> abs(ellippi(1,5))
+inf
>>> abs(ellippi(0.25,1))
+inf
```

Evaluation in terms of simpler functions:

```
>>> ellippi(0.25,0.25); ellipse(0.25)/(1-0.25)
1.956616279119236207279727
1.956616279119236207279727
>>> ellippi(3,0); pi/(2*sqrt(-2))
(0.0 - 1.11072073453959156175397j)
(0.0 - 1.11072073453959156175397j)
```

(continues on next page)

(continued from previous page)

```
>>> ellippi(-3,0); pi/(2*sqrt(4))
0.7853981633974483096156609
0.7853981633974483096156609
```

Examples for the incomplete integral

Basic values and limits:

```
>>> ellippi(0.25,-0.5); ellippi(0.25,pi/2,-0.5)
1.622944760954741603710555
1.622944760954741603710555
>>> ellippi(1,0,1)
0.0
>>> ellippi(inf,0,1)
0.0
>>> ellippi(0,0.25,0.5); ellipf(0.25,0.5)
0.2513040086544925794134591
0.2513040086544925794134591
>>> ellippi(1,1,1); (log(sec(1)+tan(1))+sec(1)*tan(1))/2
2.054332933256248668692452
2.054332933256248668692452
>>> ellippi(0.25, 53*pi/2, 0.75); 53*ellippi(0.25,0.75)
135.240868757890840755058
135.240868757890840755058
>>> ellippi(0.5,pi/4,0.5); 2*ellipf(pi/4,0.5)-1/sqrt(3)
0.9190227391656969903987269
0.9190227391656969903987269
```

Complex arguments are supported:

```
>>> ellippi(0.5, 5+6j-2*pi, -7-8j)
(-0.3612856620076747660410167 + 0.5217735339984807829755815j)
```

Some degenerate cases:

```
>>> ellippi(1,1)
+inf
>>> ellippi(1,0)
+inf
>>> ellippi(1,2,0)
+inf
>>> ellippi(1,2,1)
+inf
>>> ellippi(1,0,1)
0.0
```

Carlson symmetric elliptic integrals

elliprf()

`mpmath.elliprf(x, y, z)`

Evaluates the Carlson symmetric elliptic integral of the first kind

$$R_F(x, y, z) = \frac{1}{2} \int_0^\infty \frac{dt}{\sqrt{(t+x)(t+y)(t+z)}}$$

which is defined for $x, y, z \notin (-\infty, 0)$, and with at most one of x, y, z being zero.

For real $x, y, z \geq 0$, the principal square root is taken in the integrand. For complex x, y, z , the principal square root is taken as $t \rightarrow \infty$ and as $t \rightarrow 0$ non-principal branches are chosen as necessary so as to make the integrand continuous.

Examples

Some basic values and limits:

```
>>> from mpmath import *
>>> mp.dps = 25; mp.pretty = True
>>> elliprf(0,1,1); pi/2
1.570796326794896619231322
1.570796326794896619231322
>>> elliprf(0,1,inf)
0.0
>>> elliprf(1,1,1)
1.0
>>> elliprf(2,2,2)**2
0.5
>>> elliprf(1,0,0); elliprf(0,0,1); elliprf(0,1,0); elliprf(0,0,0)
+inf
+inf
+inf
+inf
```

Representing complete elliptic integrals in terms of R_F :

```
>>> m = mpf(0.75)
>>> ellipk(m); elliprf(0,1-m,1)
2.156515647499643235438675
2.156515647499643235438675
>>> ellipse(m); elliprf(0,1-m,1)-m*elliprd(0,1-m,1)/3
1.211056027568459524803563
1.211056027568459524803563
```

Some symmetries and argument transformations:

```
>>> x,y,z = 2,3,4
>>> elliprf(x,y,z); elliprf(y,x,z); elliprf(z,y,x)
0.5840828416771517066928492
0.5840828416771517066928492
0.5840828416771517066928492
>>> k = mpf(100000)
```

(continues on next page)

(continued from previous page)

```
>>> elliprf(k*x,k*y,k*z); k**(-0.5) * elliprf(x,y,z)
0.001847032121923321253219284
0.001847032121923321253219284
>>> l = sqrt(x*y) + sqrt(y*z) + sqrt(z*x)
>>> elliprf(x,y,z); 2*elliprf(x+l,y+l,z+l)
0.5840828416771517066928492
0.5840828416771517066928492
>>> elliprf((x+l)/4,(y+l)/4,(z+l)/4)
0.5840828416771517066928492
```

Comparing with numerical integration:

```
>>> x,y,z = 2,3,4
>>> elliprf(x,y,z)
0.5840828416771517066928492
>>> f = lambda t: 0.5*((t+x)*(t+y)*(t+z))**(-0.5)
>>> q = extradps(25)(quad)
>>> q(f, [0,inf])
0.5840828416771517066928492
```

With the following arguments, the square root in the integrand becomes discontinuous at $t = 1/2$ if the principal branch is used. To obtain the right value, $-\sqrt{r}$ must be taken instead of \sqrt{r} on $t \in (0, 1/2)$:

```
>>> x,y,z = j-1,j,0
>>> elliprf(x,y,z)
(0.7961258658423391329305694 - 1.213856669836495986430094j)
>>> -q(f, [0,0.5]) + q(f, [0.5,inf])
(0.7961258658423391329305694 - 1.213856669836495986430094j)
```

The so-called *first lemniscate constant*, a transcendental number:

```
>>> elliprf(0,1,2)
1.31102877714605990523242
>>> extradps(25)(quad)(lambda t: 1/sqrt(1-t**4), [0,1])
1.31102877714605990523242
>>> gamma('1/4')**2/(4*sqrt(2*pi))
1.31102877714605990523242
```

References

1. [Carlson]
2. [DLMF] Chapter 19. Elliptic Integrals

elliprc()**mpmath.elliprc**($x, y, pv=True$)

Evaluates the degenerate Carlson symmetric elliptic integral of the first kind

$$R_C(x, y) = R_F(x, y, y) = \frac{1}{2} \int_0^\infty \frac{dt}{(t+y)\sqrt{(t+x)}}.$$

If $y \in (-\infty, 0)$, either a value defined by continuity, or with $pv=True$ the Cauchy principal value, can be computed.

If $x \geq 0, y > 0$, the value can be expressed in terms of elementary functions as

$$R_C(x, y) = \begin{cases} \frac{1}{\sqrt{y-x}} \cos^{-1} \left(\sqrt{\frac{x}{y}} \right), & x < y \\ \frac{1}{\sqrt{y}}, & x = y \\ \frac{1}{\sqrt{x-y}} \cosh^{-1} \left(\sqrt{\frac{x}{y}} \right), & x > y \end{cases}.$$

Examples

Some special values and limits:

```
>>> from mpmath import *
>>> mp.dps = 25; mp.pretty = True
>>> elliprc(1,2)*4; elliprc(0,1)*2; +pi
3.141592653589793238462643
3.141592653589793238462643
3.141592653589793238462643
>>> elliprc(1,0)
+inf
>>> elliprc(5,5)**2
0.2
>>> elliprc(1,inf); elliprc(inf,1); elliprc(inf,inf)
0.0
0.0
0.0
```

Comparing with the elementary closed-form solution:

```
>>> elliprc('1/3', '1/5'); sqrt(7.5)*acosh(sqrt('5/3'))
2.041630778983498390751238
2.041630778983498390751238
>>> elliprc('1/5', '1/3'); sqrt(7.5)*acos(sqrt('3/5'))
1.875180765206547065111085
1.875180765206547065111085
```

Comparing with numerical integration:

```
>>> q = extradps(25)(quad)
>>> elliprc(2, -3, pv=True)
0.3333969101113672670749334
>>> elliprc(2, -3, pv=False)
(0.3333969101113672670749334 + 0.7024814731040726393156375j)
```

(continues on next page)

(continued from previous page)

```
>>> 0.5*q(lambda t: 1/(sqrt(t+2)*(t-3)), [0,3-j,6,inf])
(0.3333969101113672670749334 + 0.7024814731040726393156375j)
```

elliprj()

`mpmath.elliprj(x, y, z, p)`

Evaluates the Carlson symmetric elliptic integral of the third kind

$$R_J(x, y, z, p) = \frac{3}{2} \int_0^\infty \frac{dt}{(t+p)\sqrt{(t+x)(t+y)(t+z)}}.$$

Like `elliprf()`, the branch of the square root in the integrand is defined so as to be continuous along the path of integration for complex values of the arguments.

Examples

Some values and limits:

```
>>> from mpmath import *
>>> mp.dps = 25; mp.pretty = True
>>> elliprj(1,1,1,1)
1.0
>>> elliprj(2,2,2,2); 1/(2*sqrt(2))
0.3535533905932737622004222
0.3535533905932737622004222
>>> elliprj(0,1,2,2)
1.067937989667395702268688
>>> 3*(2*gamma('5/4')**2-pi**2/gamma('1/4')**2)/(sqrt(2*pi))
1.067937989667395702268688
>>> elliprj(0,1,1,2); 3*pi*(2-sqrt(2))/4
1.380226776765915172432054
1.380226776765915172432054
>>> elliprj(1,3,2,0); elliprj(0,1,1,0); elliprj(0,0,0,0)
+inf
+inf
+inf
>>> elliprj(1,inf,1,0); elliprj(1,1,1,inf)
0.0
0.0
>>> chop(elliprj(1+j, 1-j, 1, 1))
0.8505007163686739432927844
```

Scale transformation:

```
>>> x,y,z,p = 2,3,4,5
>>> k = mpf(100000)
>>> elliprj(k*x,k*y,k*z,k*p); k**(-1.5)*elliprj(x,y,z,p)
4.521291677592745527851168e-9
4.521291677592745527851168e-9
```

Comparing with numerical integration:


```

>>> elliprj(1,2,3,4)
0.2398480997495677621758617
>>> f = lambda t: 1/((t+4)*sqrt((t+1)*(t+2)*(t+3)))
>>> 1.5*quad(f, [0,inf])
0.2398480997495677621758617
>>> elliprj(1,2+1j,3,4-2j)
(0.216888906014633498739952 + 0.04081912627366673332369512j)
>>> f = lambda t: 1/((t+4-2j)*sqrt((t+1)*(t+2+1j)*(t+3)))
>>> 1.5*quad(f, [0,inf])
(0.216888906014633498739952 + 0.04081912627366673332369511j)

```

elliprd()

`mpmath.elliprd(x, y, z)`

Evaluates the degenerate Carlson symmetric elliptic integral of the third kind or Carlson elliptic integral of the second kind $R_D(x, y, z) = R_J(x, y, z, z)$.

See [elliprj\(\)](#) for additional information.

Examples

```

>>> from mpmath import *
>>> mp.dps = 25; mp.pretty = True
>>> elliprd(1,2,3)
0.2904602810289906442326534
>>> elliprj(1,2,3,3)
0.2904602810289906442326534

```

The so-called *second lemniscate constant*, a transcendental number:

```

>>> elliprd(0,2,1)/3
0.5990701173677961037199612
>>> extradps(25)(quad)(lambda t: t**2/sqrt(1-t**4), [0,1])
0.5990701173677961037199612
>>> gamma('3/4')**2/sqrt(2*pi)
0.5990701173677961037199612

```

elliprg()

`mpmath.elliprg(x, y, z)`

Evaluates the Carlson completely symmetric elliptic integral of the second kind

$$R_G(x, y, z) = \frac{1}{4} \int_0^\infty \frac{t}{\sqrt{(t+x)(t+y)(t+z)}} \left(\frac{x}{t+x} + \frac{y}{t+y} + \frac{z}{t+z} \right) dt.$$

Examples

Evaluation for real and complex arguments:

```

>>> from mpmath import *
>>> mp.dps = 25; mp.pretty = True
>>> elliprg(0,1,1)*4; +pi

```

(continues on next page)

(continued from previous page)

```

3.141592653589793238462643
3.141592653589793238462643
>>> elliprg(0,0.5,1)
0.6753219405238377512600874
>>> chop(elliprg(1+j, 1-j, 2))
1.172431327676416604532822

```

A double integral that can be evaluated in terms of R_G :

```

>>> x,y,z = 2,3,4
>>> def f(t,u):
...     st = fp.sin(t); ct = fp.cos(t)
...     su = fp.sin(u); cu = fp.cos(u)
...     return (x*(st*cu)**2 + y*(st*su)**2 + z*ct**2)**0.5 * st
...
>>> nprint(mpf(fp.quad(f, [0,fp.pi], [0,2*fp.pi])/(4*fp.pi)), 13)
1.725503028069
>>> nprint(elliprg(x,y,z), 13)
1.725503028069

```

Jacobi theta functions

jtheta()

`mpmath.jtheta(n, z, q, derivative=0)`

Computes the Jacobi theta function $\vartheta_n(z, q)$, where $n = 1, 2, 3, 4$, defined by the infinite series:

$$\vartheta_1(z, q) = 2q^{1/4} \sum_{n=0}^{\infty} (-1)^n q^{n^2+n} \sin((2n+1)z)$$

$$\vartheta_2(z, q) = 2q^{1/4} \sum_{n=0}^{\infty} q^{n^2+n} \cos((2n+1)z)$$

$$\vartheta_3(z, q) = 1 + 2 \sum_{n=1}^{\infty} q^{n^2} \cos(2nz)$$

$$\vartheta_4(z, q) = 1 + 2 \sum_{n=1}^{\infty} (-q)^{n^2} \cos(2nz)$$

The theta functions are functions of two variables:

- z is the *argument*, an arbitrary real or complex number
- q is the *nome*, which must be a real or complex number in the unit disk (i.e. $|q| < 1$). For $|q| \ll 1$, the series converge very quickly, so the Jacobi theta functions can efficiently be evaluated to high precision.

The compact notations $\vartheta_n(q) = \vartheta_n(0, q)$ and $\vartheta_n = \vartheta_n(0, q)$ are also frequently encountered. Finally, Jacobi theta functions are frequently considered as functions of the half-period ratio τ and then usually denoted by $\vartheta_n(z|\tau)$.

Optionally, `jtheta(n, z, q, derivative=d)` with $d > 0$ computes a d -th derivative with respect to z .

Examples and basic properties

Considered as functions of z , the Jacobi theta functions may be viewed as generalizations of the ordinary trigonometric functions \cos and \sin . They are periodic functions:

```
>>> from mpmath import *
>>> mp.dps = 25; mp.pretty = True
>>> jtheta(1, 0.25, '0.2')
0.2945120798627300045053104
>>> jtheta(1, 0.25 + 2*pi, '0.2')
0.2945120798627300045053104
```

Indeed, the series defining the theta functions are essentially trigonometric Fourier series. The coefficients can be retrieved using `fourier()`:

```
>>> mp.dps = 10
>>> nprint(fourier(lambda x: jtheta(2, x, 0.5), [-pi, pi], 4))
([0.0, 1.68179, 0.0, 0.420448, 0.0], [0.0, 0.0, 0.0, 0.0, 0.0])
```

The Jacobi theta functions are also so-called quasiperiodic functions of z and τ , meaning that for fixed τ , $\vartheta_n(z, q)$ and $\vartheta_n(z + \pi\tau, q)$ are the same except for an exponential factor:

```
>>> mp.dps = 25
>>> tau = 3*j/10
>>> q = exp(pi*j*tau)
>>> z = 10
>>> jtheta(4, z+tau*pi, q)
(-0.682420280786034687520568 + 1.526683999721399103332021j)
>>> -exp(-2*j*z)/q * jtheta(4, z, q)
(-0.682420280786034687520568 + 1.526683999721399103332021j)
```

The Jacobi theta functions satisfy a huge number of other functional equations, such as the following identity (valid for any q):

```
>>> q = mpf(3)/10
>>> jtheta(3,0,q)**4
6.823744089352763305137427
>>> jtheta(2,0,q)**4 + jtheta(4,0,q)**4
6.823744089352763305137427
```

Extensive listings of identities satisfied by the Jacobi theta functions can be found in standard reference works.

The Jacobi theta functions are related to the gamma function for special arguments:

```
>>> jtheta(3, 0, exp(-pi))
1.086434811213308014575316
>>> pi**(1/4.) / gamma(3/4.)
1.086434811213308014575316
```

`jtheta()` supports arbitrary precision evaluation and complex arguments:

```
>>> mp.dps = 50
>>> jtheta(4, sqrt(2), 0.5)
2.0549510717571539127004115835148878097035750653737
>>> mp.dps = 25
>>> jtheta(4, 1+2j, (1+j)/5)
(7.180331760146805926356634 - 1.634292858119162417301683j)
```

Evaluation of derivatives:

```

>>> mp.dps = 25
>>> jtheta(1, 7, 0.25, 1); diff(lambda z: jtheta(1, z, 0.25), 7)
1.209857192844475388637236
1.209857192844475388637236
>>> jtheta(1, 7, 0.25, 2); diff(lambda z: jtheta(1, z, 0.25), 7, 2)
-0.2598718791650217206533052
-0.2598718791650217206533052
>>> jtheta(2, 7, 0.25, 1); diff(lambda z: jtheta(2, z, 0.25), 7)
-1.150231437070259644461474
-1.150231437070259644461474
>>> jtheta(2, 7, 0.25, 2); diff(lambda z: jtheta(2, z, 0.25), 7, 2)
-0.6226636990043777445898114
-0.6226636990043777445898114
>>> jtheta(3, 7, 0.25, 1); diff(lambda z: jtheta(3, z, 0.25), 7)
-0.9990312046096634316587882
-0.9990312046096634316587882
>>> jtheta(3, 7, 0.25, 2); diff(lambda z: jtheta(3, z, 0.25), 7, 2)
-0.1530388693066334936151174
-0.1530388693066334936151174
>>> jtheta(4, 7, 0.25, 1); diff(lambda z: jtheta(4, z, 0.25), 7)
0.9820995967262793943571139
0.9820995967262793943571139
>>> jtheta(4, 7, 0.25, 2); diff(lambda z: jtheta(4, z, 0.25), 7, 2)
0.3936902850291437081667755
0.3936902850291437081667755

```

Possible issues

For $|q| \geq 1$ or $\Im(\tau) \leq 0$, `jtheta()` raises `ValueError`. This exception is also raised for $|q|$ extremely close to 1 (or equivalently τ very close to 0), since the series would converge too slowly:

```

>>> jtheta(1, 10, 0.9999999 * exp(0.5*j))
Traceback (most recent call last):
...
ValueError: abs(q) > THETA_Q_LIM = 1.000000

```

Jacobi elliptic functions

ellipfun()

`mpmath.ellipfun(kind, u=None, m=None, q=None, k=None, tau=None)`

Computes any of the Jacobi elliptic functions, defined in terms of Jacobi theta functions as

$$\begin{aligned}\operatorname{sn}(u, m) &= \frac{\vartheta_3(0, q)}{\vartheta_2(0, q)} \frac{\vartheta_1(t, q)}{\vartheta_4(t, q)} \\ \operatorname{cn}(u, m) &= \frac{\vartheta_4(0, q)}{\vartheta_2(0, q)} \frac{\vartheta_2(t, q)}{\vartheta_4(t, q)} \\ \operatorname{dn}(u, m) &= \frac{\vartheta_4(0, q)}{\vartheta_3(0, q)} \frac{\vartheta_3(t, q)}{\vartheta_4(t, q)},\end{aligned}$$

or more generally computes a ratio of two such functions. Here $t = u/\vartheta_3(0, q)^2$, and $q = q(m)$ denotes the nome (see `nome()`). Optionally, you can specify the nome directly instead of m by passing `q=<value>`, or you can directly specify the elliptic parameter k with `k=<value>`.

The first argument should be a two-character string specifying the function using any combination of 's', 'c', 'd', 'n'. These letters respectively denote the basic functions $\operatorname{sn}(u, m)$, $\operatorname{cn}(u, m)$, $\operatorname{dn}(u, m)$, and 1. The identifier specifies the ratio of two such functions. For example, 'ns' identifies the function

$$\operatorname{ns}(u, m) = \frac{1}{\operatorname{sn}(u, m)}$$

and 'cd' identifies the function

$$\operatorname{cd}(u, m) = \frac{\operatorname{cn}(u, m)}{\operatorname{dn}(u, m)}.$$

If called with only the first argument, a function object evaluating the chosen function for given arguments is returned.

Examples

Basic evaluation:

```
>>> from mpmath import *
>>> mp.dps = 25; mp.pretty = True
>>> ellipfun('cd', 3.5, 0.5)
-0.9891101840595543931308394
>>> ellipfun('cd', 3.5, q=0.25)
0.07111979240214668158441418
```

The sn-function is doubly periodic in the complex plane with periods $4K(m)$ and $2iK(1-m)$ (see [ellipk\(\)](#)):

```
>>> sn = ellipfun('sn')
>>> sn(2, 0.25)
0.9628981775982774425751399
>>> sn(2+4*ellipk(0.25), 0.25)
0.9628981775982774425751399
>>> chop(sn(2+2*j*ellipk(1-0.25), 0.25))
0.9628981775982774425751399
```

The cn-function is doubly periodic with periods $4K(m)$ and $2K(m) + 2iK(1-m)$:

```
>>> cn = ellipfun('cn')
>>> cn(2, 0.25)
-0.2698649654510865792581416
>>> cn(2+4*ellipk(0.25), 0.25)
-0.2698649654510865792581416
>>> chop(cn(2+2*ellipk(0.25)+2*j*ellipk(1-0.25), 0.25))
-0.2698649654510865792581416
```

The dn-function is doubly periodic with periods $2K(m)$ and $4iK(1-m)$:

```
>>> dn = ellipfun('dn')
>>> dn(2, 0.25)
0.8764740583123262286931578
>>> dn(2+2*ellipk(0.25), 0.25)
0.8764740583123262286931578
>>> chop(dn(2+4*j*ellipk(1-0.25), 0.25))
0.8764740583123262286931578
```

Modular functions

eta()

`mpmath.eta(tau)`

Returns the Dedekind eta function of tau in the upper half-plane.

```
>>> from mpmath import *
>>> mp.dps = 25; mp.pretty = True
>>> eta(1j); gamma(0.25) / (2*pi**0.75)
(0.7682254223260566590025942 + 0.0j)
0.7682254223260566590025942
>>> tau = sqrt(2) + sqrt(5)*1j
>>> eta(-1/tau); sqrt(-1j*tau) * eta(tau)
(0.9022859908439376463573294 + 0.07985093673948098408048575j)
(0.9022859908439376463573295 + 0.07985093673948098408048575j)
>>> eta(tau+1); exp(pi*1j/12) * eta(tau)
(0.4493066139717553786223114 + 0.3290014793877986663915939j)
(0.4493066139717553786223114 + 0.3290014793877986663915939j)
>>> f = lambda z: diff(eta, z) / eta(z)
>>> chop(36*diff(f,tau)**2 - 24*diff(f,tau,2)*f(tau) + diff(f,tau,3))
0.0
```

kleinj()

`mpmath.kleinj(tau=None, **kwargs)`

Evaluates the Klein j-invariant, which is a modular function defined for τ in the upper half-plane as

$$J(\tau) = \frac{g_2^3(\tau)}{g_2^3(\tau) - 27g_3^2(\tau)}$$

where g_2 and g_3 are the modular invariants of the Weierstrass elliptic function,

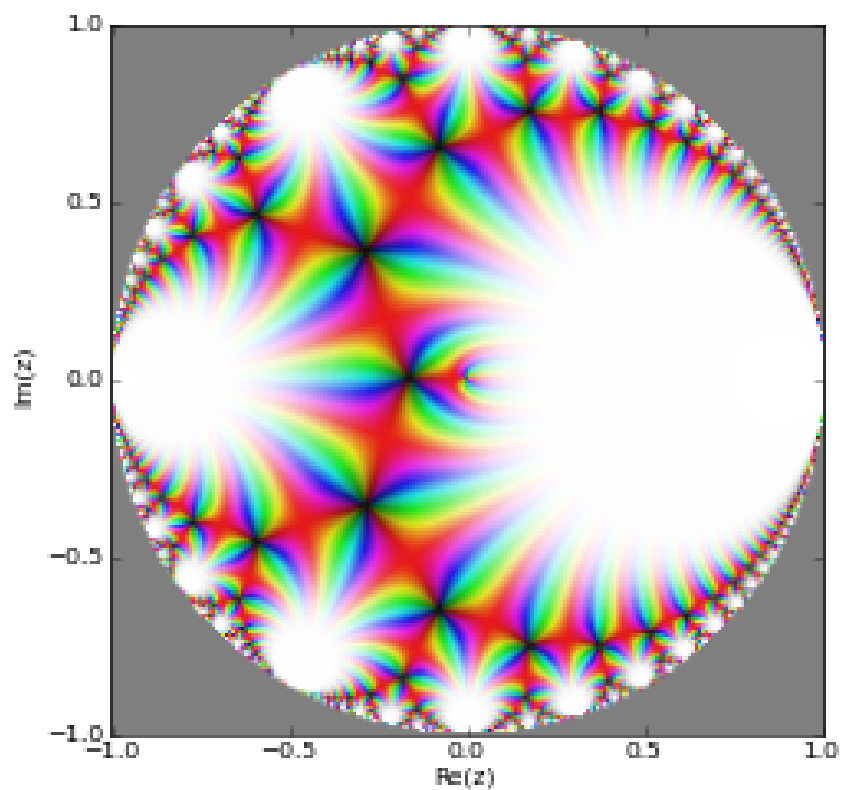
$$g_2(\tau) = 60 \sum_{(m,n) \in \mathbb{Z}^2 \setminus (0,0)} (m\tau + n)^{-4}$$

$$g_3(\tau) = 140 \sum_{(m,n) \in \mathbb{Z}^2 \setminus (0,0)} (m\tau + n)^{-6}.$$

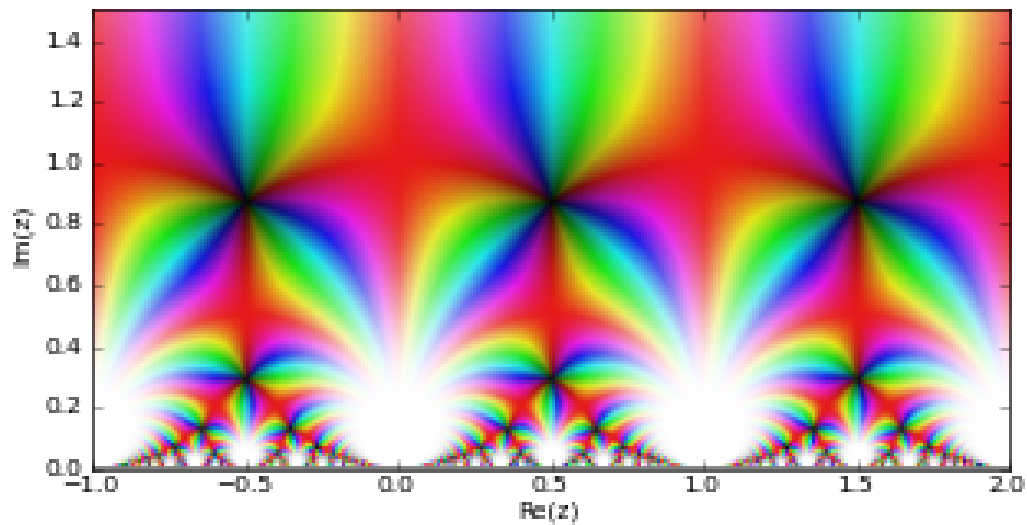
An alternative, common notation is that of the j-function $j(\tau) = 1728J(\tau)$.

Plots

```
# Klein J-function as function of the number-theoretic nome
fp.cplot(lambda q: fp.kleinj(qbar=q), [-1,1], [-1,1], points=50000)
```



```
# Klein J-function as function of the half-period ratio
fp.cplot(lambda t: fp.kleinj(tau=t), [-1,2], [0,1.5], points=50000)
```



Examples

Verifying the functional equation $J(\tau) = J(\tau + 1) = J(-\tau^{-1})$:

```
>>> from mpmath import *
>>> mp.dps = 25; mp.pretty = True
>>> tau = 0.625+0.75*j
>>> tau = 0.625+0.75*j
>>> kleinj(tau)
(-0.1507492166511182267125242 + 0.07595948379084571927228948j)
>>> kleinj(tau+1)
(-0.1507492166511182267125242 + 0.07595948379084571927228948j)
>>> kleinj(-1/tau)
(-0.1507492166511182267125242 + 0.07595948379084571927228946j)
```

The j-function has a famous Laurent series expansion in terms of the nome \bar{q} , $j(\tau) = \bar{q}^{-1} + 744 + 196884\bar{q} + \dots$:

```
>>> mp.dps = 15
>>> taylor(lambda q: 1728*q*kleinj(qbar=q), 0, 5, singular=True)
[1.0, 744.0, 196884.0, 21493760.0, 864299970.0, 20245856256.0]
```

The j-function admits exact evaluation at special algebraic points related to the Heegner numbers 1, 2, 3, 7, 11, 19, 43, 67, 163:

```
>>> @extraprec(10)
... def h(n):
```

(continues on next page)

(continued from previous page)

```

...     v = (1+sqrt(n)*j)
...     if n > 2:
...         v *= 0.5
...     return v
...
>>> mp.dps = 25
>>> for n in [1,2,3,7,11,19,43,67,163]:
...     n, chop(1728*kleinj(h(n)))
...
(1, 1728.0)
(2, 8000.0)
(3, 0.0)
(7, -3375.0)
(11, -32768.0)
(19, -884736.0)
(43, -884736000.0)
(67, -147197952000.0)
(163, -262537412640768000.0)

```

Also at other special points, the j -function assumes explicit algebraic values, e.g.:

```

>>> chop(1728*kleinj(j*sqrt(5)))
1264538.909475140509320227
>>> identify(cbrt(_))      # note: not simplified
'((100+sqrt(13520))/2)'
>>> (50+26*sqrt(5))**3
1264538.909475140509320227

```

3.1.12 Zeta functions, L-series and polylogarithms

This section includes the Riemann zeta functions and associated functions pertaining to analytic number theory.

Riemann and Hurwitz zeta functions

`zeta()`

`mpmath.zeta(s, a=1, derivative=0)`

Computes the Riemann zeta function

$$\zeta(s) = 1 + \frac{1}{2^s} + \frac{1}{3^s} + \frac{1}{4^s} + \dots$$

or, with $a \neq 1$, the more general Hurwitz zeta function

$$\zeta(s, a) = \sum_{k=0}^{\infty} \frac{1}{(a+k)^s}.$$

Optionally, `zeta(s, a, n)` computes the n -th derivative with respect to s ,

$$\zeta^{(n)}(s, a) = (-1)^n \sum_{k=0}^{\infty} \frac{\log^n(a+k)}{(a+k)^s}.$$

Although these series only converge for $\Re(s) > 1$, the Riemann and Hurwitz zeta functions are defined through analytic continuation for arbitrary complex $s \neq 1$ ($s = 1$ is a pole).

The implementation uses three algorithms: the Borwein algorithm for the Riemann zeta function when s is close to the real line; the Riemann-Siegel formula for the Riemann zeta function when s is large imaginary, and Euler-Maclaurin summation in all other cases. The reflection formula for $\Re(s) < 0$ is implemented in some cases. The algorithm can be chosen with `method = 'borwein'`, `method='riemann-siegel'` or `method = 'euler-maclaurin'`.

The parameter a is usually a rational number $a = p/q$, and may be specified as such by passing an integer tuple (p, q) . Evaluation is supported for arbitrary complex a , but may be slow and/or inaccurate when $\Re(s) < 0$ for nonrational a or when computing derivatives.

Examples

Some values of the Riemann zeta function:

```
>>> from mpmath import *
>>> mp.dps = 25; mp.pretty = True
>>> zeta(2); pi**2 / 6
1.644934066848226436472415
1.644934066848226436472415
>>> zeta(0)
-0.5
>>> zeta(-1)
-0.083333333333333333333333333333333
>>> zeta(-2)
0.0
```

For large positive s , $\zeta(s)$ rapidly approaches 1:

```
>>> zeta(50)
1.0000000000000000888178421
>>> zeta(100)
1.0
>>> zeta(inf)
1.0
>>> 1-sum((zeta(k)-1)/k for k in range(2,85)); +euler
0.5772156649015328606065121
0.5772156649015328606065121
>>> nsum(lambda k: zeta(k)-1, [2, inf])
1.0
```

Evaluation is supported for complex s and a :

```
>>> zeta(-3+4j)
(-0.03373057338827757067584698 + 0.2774499251557093745297677j)
>>> zeta(2+3j, -1+j)
(389.6841230140842816370741 + 295.2674610150305334025962j)
```

The Riemann zeta function has so-called nontrivial zeros on the critical line $s = 1/2 + it$:

```
>>> findroot(zeta, 0.5+14j); zetazero(1)
(0.5 + 14.13472514173469379045725j)
(0.5 + 14.13472514173469379045725j)
>>> findroot(zeta, 0.5+21j); zetazero(2)
```

(continues on next page)

(continued from previous page)

```
(0.5 + 21.02203963877155499262848j)
(0.5 + 21.02203963877155499262848j)
>>> findroot(zeta, 0.5+25j); zetazero(3)
(0.5 + 25.01085758014568876321379j)
(0.5 + 25.01085758014568876321379j)
>>> chop(zeta(zetazero(10)))
0.0
```

Evaluation on and near the critical line is supported for large heights t by means of the Riemann-Siegel formula (currently for $a = 1$, $n \leq 4$):

```
>>> zeta(0.5+100000j)
(1.073032014857753132114076 + 5.780848544363503984261041j)
>>> zeta(0.75+1000000j)
(0.9535316058375145020351559 + 0.9525945894834273060175651j)
>>> zeta(0.5+10000000j)
(11.45804061057709254500227 - 8.643437226836021723818215j)
>>> zeta(0.5+100000000j, derivative=1)
(51.12433106710194942681869 + 43.87221167872304520599418j)
>>> zeta(0.5+100000000j, derivative=2)
(-444.2760822795430400549229 - 896.3789978119185981665403j)
>>> zeta(0.5+100000000j, derivative=3)
(3230.72682687670422215339 + 14374.36950073615897616781j)
>>> zeta(0.5+100000000j, derivative=4)
(-11967.35573095046402130602 - 218945.7817789262839266148j)
>>> zeta(1+10000000j) # off the line
(2.85984648332530337008882 + 0.491808047480981808903986j)
>>> zeta(1+10000000j, derivative=1)
(-4.333835494679647915673205 - 0.08405337962602933636096103j)
>>> zeta(1+10000000j, derivative=4)
(453.2764822702057701894278 - 581.963625832768189140995j)
```

For investigation of the zeta function zeros, the Riemann-Siegel Z-function is often more convenient than working with the Riemann zeta function directly (see [siegelz\(\)](#)).

Some values of the Hurwitz zeta function:

```
>>> zeta(2, 3); -5./4 + pi**2/6
0.3949340668482264364724152
0.3949340668482264364724152
>>> zeta(2, (3,4)); pi**2 - 8*catalan
2.541879647671606498397663
2.541879647671606498397663
```

For positive integer values of s , the Hurwitz zeta function is equivalent to a polygamma function (except for a normalizing factor):

```
>>> zeta(4, (1,5)); psi(3, '1/5')/6
625.5408324774542966919938
625.5408324774542966919938
```

Evaluation of derivatives:

```

>>> zeta(0, 3+4j, 1); loggamma(3+4j) - ln(2*pi)/2
(-2.675565317808456852310934 + 4.742664438034657928194889j)
(-2.675565317808456852310934 + 4.742664438034657928194889j)
>>> zeta(2, 1, 20)
2432902008176640000.000242
>>> zeta(3+4j, 5.5+2j, 4)
(-0.140075548947797130681075 - 0.3109263360275413251313634j)
>>> zeta(0.5+100000j, 1, 4)
(-10407.16081931495861539236 + 13777.78669862804508537384j)
>>> zeta(-100+0.5j, (1,3), derivative=4)
(4.007180821099823942702249e+79 + 4.916117957092593868321778e+78j)

```

Generating a Taylor series at $s = 2$ using derivatives:

```

>>> for k in range(11): print("%s * (s-2)^%i" % (zeta(2,1,k)/fac(k), k))
...
1.644934066848226436472415 * (s-2)^0
-0.9375482543158437537025741 * (s-2)^1
0.9946401171494505117104293 * (s-2)^2
-1.000024300473840810940657 * (s-2)^3
1.000061933072352565457512 * (s-2)^4
-1.000006869443931806408941 * (s-2)^5
1.000000173233769531820592 * (s-2)^6
-0.9999999569989868493432399 * (s-2)^7
0.9999999937218844508684206 * (s-2)^8
-0.999999996355013916608284 * (s-2)^9
1.000000000004610645020747 * (s-2)^10

```

Evaluation at zero and for negative integer s :

```

>>> zeta(0, 10)
-9.5
>>> zeta(-2, (2,3)); mpf(1)/81
0.01234567901234567901234568
0.01234567901234567901234568
>>> zeta(-3+4j, (5,4))
(0.2899236037682695182085988 + 0.06561206166091757973112783j)
>>> zeta(-3.25, 1/pi)
-0.0005117269627574430494396877
>>> zeta(-3.5, pi, 1)
11.156360390440003294709
>>> zeta(-100.5, (8,3))
-4.68162300487989766727122e+77
>>> zeta(-10.5, (-8,3))
(-0.01521913704446246609237979 + 29907.72510874248161608216j)
>>> zeta(-1000.5, (-8,3))
(1.031911949062334538202567e+1770 + 1.519555750556794218804724e+426j)
>>> zeta(-1+j, 3+4j)
(-16.32988355630802510888631 - 22.17706465801374033261383j)
>>> zeta(-1+j, 3+4j, 2)
(32.48985276392056641594055 - 51.11604466157397267043655j)
>>> diff(lambda s: zeta(s, 3+4j), -1+j, 2)
(32.48985276392056641594055 - 51.11604466157397267043655j)

```

References

1. <http://mathworld.wolfram.com/RiemannZetaFunction.html>
2. <http://mathworld.wolfram.com/HurwitzZetaFunction.html>
3. [BorweinZeta]

Dirichlet L-series

altzeta()

mpmath.altzeta(s)

Gives the Dirichlet eta function, $\eta(s)$, also known as the alternating zeta function. This function is defined in analogy with the Riemann zeta function as providing the sum of the alternating series

$$\eta(s) = \sum_{k=0}^{\infty} \frac{(-1)^k}{k^s} = 1 - \frac{1}{2^s} + \frac{1}{3^s} - \frac{1}{4^s} + \dots$$

The eta function, unlike the Riemann zeta function, is an entire function, having a finite value for all complex s . The special case $\eta(1) = \log(2)$ gives the value of the alternating harmonic series.

The alternating zeta function may expressed using the Riemann zeta function as $\eta(s) = (1 - 2^{1-s})\zeta(s)$. It can also be expressed in terms of the Hurwitz zeta function, for example using [dirichlet\(\)](#) (see documentation for that function).

Examples

Some special values are:

```
>>> from mpmath import *
>>> mp.dps = 15; mp.pretty = True
>>> altzeta(1)
0.693147180559945
>>> altzeta(0)
0.5
>>> altzeta(-1)
0.25
>>> altzeta(-2)
0.0
```

An example of a sum that can be computed more accurately and efficiently via [altzeta\(\)](#) than via numerical summation:

```
>>> sum((-1)**n / mpf(n)**2.5 for n in range(1, 100))
0.867204951503984
>>> altzeta(2.5)
0.867199889012184
```

At positive even integers, the Dirichlet eta function evaluates to a rational multiple of a power of π :

```
>>> altzeta(2)
0.822467033424113
>>> pi**2/12
0.822467033424113
```

Like the Riemann zeta function, $\eta(s)$, approaches 1 as s approaches positive infinity, although it does so from below rather than from above:

```
>>> altzeta(30)
0.999999999068682
>>> altzeta(inf)
1.0
>>> mp.pretty = False
>>> altzeta(1000, rounding='d')
mpf('0.99999999999999989')
>>> altzeta(1000, rounding='u')
mpf('1.0')
```

References

1. <http://mathworld.wolfram.com/DirichletEtaFunction.html>
2. http://en.wikipedia.org/wiki/Dirichlet_eta_function

dirichlet()

`mpmath.dirichlet(s, chi, derivative=0)`

Evaluates the Dirichlet L-function

$$L(s, \chi) = \sum_{k=1}^{\infty} \frac{\chi(k)}{k^s}.$$

where χ is a periodic sequence of length q which should be supplied in the form of a list $[\chi(0), \chi(1), \dots, \chi(q-1)]$. Strictly, χ should be a Dirichlet character, but any periodic sequence will work.

For example, `dirichlet(s, [1])` gives the ordinary Riemann zeta function and `dirichlet(s, [-1,1])` gives the alternating zeta function (Dirichlet eta function).

Also the derivative with respect to s (currently only a first derivative) can be evaluated.

Examples

The ordinary Riemann zeta function:

```
>>> from mpmath import *
>>> mp.dps = 25; mp.pretty = True
>>> dirichlet(3, [1]); zeta(3)
1.202056903159594285399738
1.202056903159594285399738
>>> dirichlet(1, [1])
+inf
```

The alternating zeta function:

```
>>> dirichlet(1, [-1,1]); ln(2)
0.6931471805599453094172321
0.6931471805599453094172321
```

The following defines the Dirichlet beta function $\beta(s) = \sum_{k=0}^{\infty} \frac{(-1)^k}{(2k+1)^s}$ and verifies several values of this function:

```

>>> B = lambda s, d=0: dirichlet(s, [0, 1, 0, -1], d)
>>> B(0); 1./2
0.5
0.5
>>> B(1); pi/4
0.7853981633974483096156609
0.7853981633974483096156609
>>> B(2); +catalan
0.9159655941772190150546035
0.9159655941772190150546035
>>> B(2,1); diff(B, 2)
0.08158073611659279510291217
0.08158073611659279510291217
>>> B(-1,1); 2*catalan/pi
0.5831218080616375602767689
0.5831218080616375602767689
>>> B(0,1); log(gamma(0.25)**2/(2*pi*sqrt(2)))
0.3915943927068367764719453
0.3915943927068367764719454
>>> B(1,1); 0.25*pi*(euler+2*ln2+3*ln(pi)-4*ln(gamma(0.25)))
0.1929013167969124293631898
0.1929013167969124293631898

```

A custom L-series of period 3:

```

>>> dirichlet(2, [2,0,1])
0.7059715047839078092146831
>>> 2*nsum(lambda k: (3*k)**-2, [1,inf]) + \
... nsum(lambda k: (3*k+2)**-2, [0,inf])
0.7059715047839078092146831

```

Stieltjes constants

stieltjes()

`mpmath.stieltjes(n, a=1)`

For a nonnegative integer n , `stieltjes(n)` computes the n -th Stieltjes constant γ_n , defined as the n -th coefficient in the Laurent series expansion of the Riemann zeta function around the pole at $s = 1$. That is, we have:

$$\zeta(s) = \frac{1}{s-1} \sum_{n=0}^{\infty} \frac{(-1)^n}{n!} \gamma_n (s-1)^n$$

More generally, `stieltjes(n, a)` gives the corresponding coefficient $\gamma_n(a)$ for the Hurwitz zeta function $\zeta(s, a)$ (with $\gamma_n = \gamma_n(1)$).

Examples

The zeroth Stieltjes constant is just Euler's constant γ :

```

>>> from mpmath import *
>>> mp.dps = 15; mp.pretty = True

```

(continues on next page)

(continued from previous page)

```
>>> stieltjes(0)
0.577215664901533
```

Some more values are:

```
>>> stieltjes(1)
-0.0728158454836767
>>> stieltjes(10)
0.000205332814909065
>>> stieltjes(30)
0.00355772885557316
>>> stieltjes(1000)
-1.57095384420474e+486
>>> stieltjes(2000)
2.680424678918e+1109
>>> stieltjes(1, 2.5)
-0.23747539175716
```

An alternative way to compute γ_1 :

```
>>> diff(extradps(15)(lambda x: 1/(x-1) - zeta(x)), 1)
-0.0728158454836767
```

`stieltjes()` supports arbitrary precision evaluation:

```
>>> mp.dps = 50
>>> stieltjes(2)
-0.0096903631928723184845303860352125293590658061013408
```

Algorithm

`stieltjes()` numerically evaluates the integral in the following representation due to Ainsworth, Howell and Coffey [1], [2]:

$$\gamma_n(a) = \frac{\log^n a}{2a} - \frac{\log^{n+1}(a)}{n+1} + \frac{2}{a} \Re \int_0^\infty \frac{(x/a - i) \log^n(a - ix)}{(1 + x^2/a^2)(e^{2\pi x} - 1)} dx.$$

For some reference values with $a = 1$, see e.g. [4].

References

1. O. R. Ainsworth & L. W. Howell, “An integral representation of the generalized Euler-Mascheroni constants”, NASA Technical Paper 2456 (1985), http://ntrs.nasa.gov/archive/nasa/casi.ntrs.nasa.gov/19850014994_1985014994.pdf
2. M. W. Coffey, “The Stieltjes constants, their relation to the η_j coefficients, and representation of the Hurwitz zeta function”, arXiv:0706.0343v1 <http://arxiv.org/abs/0706.0343>
3. <http://mathworld.wolfram.com/StieltjesConstants.html>
4. <http://pi.lacim.uqam.ca/piDATA/stieltjesgamma.txt>

Zeta function zeros

These functions are used for the study of the Riemann zeta function in the critical strip.

zetazero()

`mpmath.zetazero(n, verbose=False)`

Computes the n -th nontrivial zero of $\zeta(s)$ on the critical line, i.e. returns an approximation of the n -th largest complex number $s = \frac{1}{2} + ti$ for which $\zeta(s) = 0$. Equivalently, the imaginary part t is a zero of the Z-function (`siegelz()`).

Examples

The first few zeros:

```
>>> from mpmath import *
>>> mp.dps = 25; mp.pretty = True
>>> zetazero(1)
(0.5 + 14.13472514173469379045725j)
>>> zetazero(2)
(0.5 + 21.02203963877155499262848j)
>>> zetazero(20)
(0.5 + 77.14484006887480537268266j)
```

Verifying that the values are zeros:

```
>>> for n in range(1,5):
...     s = zetazero(n)
...     chop(zeta(s)), chop(siegelz(s.imag))
...
(0.0, 0.0)
(0.0, 0.0)
(0.0, 0.0)
(0.0, 0.0)
```

Negative indices give the conjugate zeros ($n = 0$ is undefined):

```
>>> zetazero(-1)
(0.5 - 14.13472514173469379045725j)
```

`zetazero()` supports arbitrarily large n and arbitrary precision:

```
>>> mp.dps = 15
>>> zetazero(1234567)
(0.5 + 727690.906948208j)
>>> mp.dps = 50
>>> zetazero(1234567)
(0.5 + 727690.9069482075392389420041147142092708393819935j)
>>> chop(zeta(_)/_)
0.0
```

with `info=True`, `zetazero()` gives additional information:

```
>>> mp.dps = 15
>>> zetazero(542964976, info=True)
((0.5 + 209039046.578535j), [542964969, 542964978], 6, '(013111110)')
```

This means that the zero is between Gram points 542964969 and 542964978; it is the 6-th zero between them. Finally (01311110) is the pattern of zeros in this interval. The numbers indicate the number of zeros in each Gram interval (Rosser blocks between parenthesis). In this case there is only one Rosser block of length nine.

nzeros()

mpmath.nzeros(*t*)

Computes the number of zeros of the Riemann zeta function in $(0, 1) \times (0, t]$, usually denoted by $N(t)$.

Examples

The first zero has imaginary part between 14 and 15:

```
>>> from mpmath import *
>>> mp.dps = 15; mp.pretty = True
>>> nzeros(14)
0
>>> nzeros(15)
1
>>> zetazero(1)
(0.5 + 14.1347251417347j)
```

Some closely spaced zeros:

```
>>> nzeros(10**7)
21136125
>>> zetazero(21136125)
(0.5 + 9999999.32718175j)
>>> zetazero(21136126)
(0.5 + 100000000.2400236j)
>>> nzeros(545439823.215)
1500000001
>>> zetazero(1500000001)
(0.5 + 545439823.201985j)
>>> zetazero(1500000002)
(0.5 + 545439823.325697j)
```

This confirms the data given by J. van de Lune, H. J. J. te Riele and D. T. Winter in 1986.

siegelz()

mpmath.siegelz(*t*)

Computes the Z-function, also known as the Riemann-Siegel Z function,

$$Z(t) = e^{i\theta(t)} \zeta(1/2 + it)$$

where $\zeta(s)$ is the Riemann zeta function ([zeta\(\)](#)) and where $\theta(t)$ denotes the Riemann-Siegel theta function (see [siegeltheta\(\)](#)).

Evaluation is supported for real and complex arguments:

```
>>> from mpmath import *
>>> mp.dps = 25; mp.pretty = True
>>> siegelz(1)
-0.7363054628673177346778998
>>> siegelz(3+4j)
(-0.1852895764366314976003936 - 0.2773099198055652246992479j)
```

The first four derivatives are supported, using the optional *derivative* keyword argument:

```
>>> siegelz(1234567, derivative=3)
56.89689348495089294249178
>>> diff(siegelz, 1234567, n=3)
56.89689348495089294249178
```

The Z-function has a Maclaurin expansion:

```
>>> nprint(chop(taylor(siegelz, 0, 4)))
[-1.46035, 0.0, 2.73588, 0.0, -8.39357]
```

The Z-function $Z(t)$ is equal to $\pm|\zeta(s)|$ on the critical line $s = 1/2 + it$ (i.e. for real arguments t to Z). Its zeros coincide with those of the Riemann zeta function:

```
>>> findroot(siegelz, 14)
14.13472514173469379045725
>>> findroot(siegelz, 20)
21.02203963877155499262848
>>> findroot(zeta, 0.5+14j)
(0.5 + 14.13472514173469379045725j)
>>> findroot(zeta, 0.5+20j)
(0.5 + 21.02203963877155499262848j)
```

Since the Z-function is real-valued on the critical line (and unlike $|\zeta(s)|$ analytic), it is useful for investigating the zeros of the Riemann zeta function. For example, one can use a root-finding algorithm based on sign changes:

```
>>> findroot(siegelz, [100, 200], solver='bisect')
176.4414342977104188888926
```

To locate roots, Gram points g_n which can be computed by `grampoint()` are useful. If $(-1)^n Z(g_n)$ is positive for two consecutive n , then $Z(t)$ must have a zero between those points:

```
>>> g10 = grampoint(10)
>>> g11 = grampoint(11)
>>> (-1)**10 * siegelz(g10) > 0
True
>>> (-1)**11 * siegelz(g11) > 0
True
>>> findroot(siegelz, [g10, g11], solver='bisect')
56.44624769706339480436776
>>> g10, g11
(54.67523744685325626632663, 57.54516517954725443703014)
```

siegeltheta()**mpmath.siegeltheta(*t*)**

Computes the Riemann-Siegel theta function,

$$\theta(t) = \frac{\log \Gamma\left(\frac{1+2it}{4}\right) - \log \Gamma\left(\frac{1-2it}{4}\right)}{2i} - \frac{\log \pi}{2} t.$$

The Riemann-Siegel theta function is important in providing the phase factor for the Z-function (see [siegelz\(\)](#)). Evaluation is supported for real and complex arguments:

```
>>> from mpmath import *
>>> mp.dps = 25; mp.pretty = True
>>> siegeltheta(0)
0.0
>>> siegeltheta(inf)
+inf
>>> siegeltheta(-inf)
-inf
>>> siegeltheta(1)
-1.767547952812290388302216
>>> siegeltheta(10+0.25j)
(-3.068638039426838572528867 + 0.05804937947429712998395177j)
```

Arbitrary derivatives may be computed with `derivative = k`

```
>>> siegeltheta(1234, derivative=2)
0.0004051864079114053109473741
>>> diff(siegeltheta, 1234, n=2)
0.0004051864079114053109473741
```

The Riemann-Siegel theta function has odd symmetry around $t = 0$, two local extreme points and three real roots including 0 (located symmetrically):

```
>>> nprint(chop(taylor(siegeltheta, 0, 5)))
[0.0, -2.68609, 0.0, 2.69433, 0.0, -6.40218]
>>> findroot(diffun(siegeltheta), 7)
6.28983598883690277966509
>>> findroot(siegeltheta, 20)
17.84559954041086081682634
```

For large t , there is a famous asymptotic formula for $\theta(t)$, to first order given by:

```
>>> t = mpf(10**6)
>>> siegeltheta(t)
5488816.353078403444882823
>>> -t*log(2*pi/t)/2-t/2
5488816.745777464310273645
```

grampoint()**mpmath.grampoint(*n*)**

Gives the n -th Gram point g_n , defined as the solution to the equation $\theta(g_n) = \pi n$ where $\theta(t)$ is the Riemann-Siegel theta function ([siegeltheta\(\)](#)).

The first few Gram points are:

```
>>> from mpmath import *
>>> mp.dps = 25; mp.pretty = True
>>> grampoint(0)
17.84559954041086081682634
>>> grampoint(1)
23.17028270124630927899664
>>> grampoint(2)
27.67018221781633796093849
>>> grampoint(3)
31.71797995476405317955149
```

Checking the definition:

```
>>> siegeltheta(grampoint(3))
9.42477796076937971538793
>>> 3*pi
9.42477796076937971538793
```

A large Gram point:

```
>>> grampoint(10**10)
3293531632.728335454561153
```

Gram points are useful when studying the Z-function ([siegelz\(\)](#)). See the documentation of that function for additional examples.

[grampoint\(\)](#) can solve the defining equation for nonintegral n . There is a fixed point where $g(x) = x$:

```
>>> findroot(lambda x: grampoint(x) - x, 10000)
9146.698193171459265866198
```

References

1. <http://mathworld.wolfram.com/GramPoint.html>

backlunds()**mpmath.backlunds(*t*)**

Computes the function $S(t) = \arg \zeta(\frac{1}{2} + it)/\pi$.

See Titchmarsh Section 9.3 for details of the definition.

Examples

```
>>> from mpmath import *
>>> mp.dps = 15; mp.pretty = True
```

(continues on next page)

(continued from previous page)

```
>>> backlunds(217.3)
0.16302205431184
```

Generally, the value is a small number. At Gram points it is an integer, frequently equal to 0:

```
>>> chop(backlunds(grampoint(200)))
0.0
>>> backlunds(extraprec(10)(grampoint)(211))
1.0
>>> backlunds(extraprec(10)(grampoint)(232))
-1.0
```

The number of zeros of the Riemann zeta function up to height t satisfies $N(t) = \theta(t)/\pi + 1 + S(t)$ (see `:func:nzeros` and `siegeltheta()`):

```
>>> t = 1234.55
>>> nzeros(t)
842
>>> siegeltheta(t)/pi+1+backlunds(t)
842.0
```

Lerch transcendent

lerchphi()

`mpmath.lerchphi(z, s, a)`

Gives the Lerch transcendent, defined for $|z| < 1$ and $\Re a > 0$ by

$$\Phi(z, s, a) = \sum_{k=0}^{\infty} \frac{z^k}{(a+k)^s}$$

and generally by the recurrence $\Phi(z, s, a) = z\Phi(z, s, a+1) + a^{-s}$ along with the integral representation valid for $\Re a > 0$

$$\Phi(z, s, a) = \frac{1}{2a^s} + \int_0^{\infty} \frac{z^t}{(a+t)^s} dt - 2 \int_0^{\infty} \frac{\sin(t \log z - s \arctan(t/a))}{(a^2 + t^2)^{s/2} (e^{2\pi t} - 1)} dt.$$

The Lerch transcendent generalizes the Hurwitz zeta function `zeta()` ($z = 1$) and the polylogarithm `polylog()` ($a = 1$).

Examples

Several evaluations in terms of simpler functions:

```
>>> from mpmath import *
>>> mp.dps = 25; mp.pretty = True
>>> lerchphi(-1, 2, 0.5); 4*catalan
3.663862376708876060218414
3.663862376708876060218414
>>> diff(lerchphi, (-1, -2, 1), (0, 1, 0)); 7*zeta(3)/(4*pi**2)
0.2131391994087528954617607
0.2131391994087528954617607
```

(continues on next page)

(continued from previous page)

```
>>> lerchphi(-4,1,1); log(5)/4
0.4023594781085250936501898
0.4023594781085250936501898
>>> lerchphi(-3+2j,1,0.5); 2*atanh(sqrt(-3+2j))/sqrt(-3+2j)
(1.142423447120257137774002 + 0.2118232380980201350495795j)
(1.142423447120257137774002 + 0.2118232380980201350495795j)
```

Evaluation works for complex arguments and $|z| \geq 1$:

```
>>> lerchphi(1+2j, 3-j, 4+2j)
(0.002025009957009908600539469 + 0.003327897536813558807438089j)
>>> lerchphi(-2,2,-2.5)
-12.28676272353094275265944
>>> lerchphi(10,10,10)
(-4.462130727102185701817349e-11 - 1.575172198981096218823481e-12j)
>>> lerchphi(10,10,-10.5)
(112658784011940.5605789002 - 498113185.5756221777743631j)
```

Some degenerate cases:

```
>>> lerchphi(0,1,2)
0.5
>>> lerchphi(0,1,-2)
-0.5
```

Reduction to simpler functions:

```
>>> lerchphi(1, 4.25+1j, 1)
(1.044674457556746668033975 - 0.04674508654012658932271226j)
>>> zeta(4.25+1j)
(1.044674457556746668033975 - 0.04674508654012658932271226j)
>>> lerchphi(1 - 0.5**10, 4.25+1j, 1)
(1.044629338021507546737197 - 0.04667768813963388181708101j)
>>> lerchphi(3, 4, 1)
(1.249503297023366545192592 - 0.2314252413375664776474462j)
>>> polylog(4, 3) / 3
(1.249503297023366545192592 - 0.2314252413375664776474462j)
>>> lerchphi(3, 4, 1 - 0.5**10)
(1.253978063946663945672674 - 0.2316736622836535468765376j)
```

References

1. [DLMF] section 25.14

Polylogarithms and Clausen functions

polylog()

`mpmath.polylog(s, z)`

Computes the polylogarithm, defined by the sum

$$\operatorname{Li}_s(z) = \sum_{k=1}^{\infty} \frac{z^k}{k^s}.$$

This series is convergent only for $|z| < 1$, so elsewhere the analytic continuation is implied.

The polylogarithm should not be confused with the logarithmic integral (also denoted by Li or li), which is implemented as `li()`.

Examples

The polylogarithm satisfies a huge number of functional identities. A sample of polylogarithm evaluations is shown below:

```
>>> from mpmath import *
>>> mp.dps = 15; mp.pretty = True
>>> polylog(1, 0.5), log(2)
(0.693147180559945, 0.693147180559945)
>>> polylog(2, 0.5), (pi**2-6*log(2)**2)/12
(0.582240526465012, 0.582240526465012)
>>> polylog(2, -phi), -log(phi)**2-pi**2/10
(-1.21852526068613, -1.21852526068613)
>>> polylog(3, 0.5), 7*zeta(3)/8-pi**2*log(2)/12+log(2)**3/6
(0.53721319360804, 0.53721319360804)
```

`polylog()` can evaluate the analytic continuation of the polylogarithm when s is an integer:

```
>>> polylog(2, 10)
(0.536301287357863 - 7.23378441241546j)
>>> polylog(2, -10)
-4.1982778868581
>>> polylog(2, 10j)
(-3.05968879432873 + 3.71678149306807j)
>>> polylog(-2, 10)
-0.150891632373114
>>> polylog(-2, -10)
0.067618332081142
>>> polylog(-2, 10j)
(0.0384353698579347 + 0.0912451798066779j)
```

Some more examples, with arguments on the unit circle (note that the series definition cannot be used for computation here):

```
>>> polylog(2, j)
(-0.205616758356028 + 0.915965594177219j)
>>> j*catalan-pi**2/48
(-0.205616758356028 + 0.915965594177219j)
>>> polylog(3, exp(2*pi*j/3))
(-0.534247512515375 + 0.765587078525922j)
```

(continues on next page)

(continued from previous page)

```
>>> -4*zeta(3)/9 + 2*j*pi**3/81
(-0.534247512515375 + 0.765587078525921j)
```

Polylogarithms of different order are related by integration and differentiation:

```
>>> s, z = 3, 0.5
>>> polylog(s+1, z)
0.517479061673899
>>> quad(lambda t: polylog(s,t)/t, [0, z])
0.517479061673899
>>> z*diff(lambda t: polylog(s+2,t), z)
0.517479061673899
```

Taylor series expansions around $z = 0$ are:

```
>>> for n in range(-3, 4):
...     nprint(taylor(lambda x: polylog(n,x), 0, 5))
...
[0.0, 1.0, 8.0, 27.0, 64.0, 125.0]
[0.0, 1.0, 4.0, 9.0, 16.0, 25.0]
[0.0, 1.0, 2.0, 3.0, 4.0, 5.0]
[0.0, 1.0, 1.0, 1.0, 1.0, 1.0]
[0.0, 1.0, 0.5, 0.333333, 0.25, 0.2]
[0.0, 1.0, 0.25, 0.111111, 0.0625, 0.04]
[0.0, 1.0, 0.125, 0.037037, 0.015625, 0.008]
```

The series defining the polylogarithm is simultaneously a Taylor series and an L-series. For certain values of z , the polylogarithm reduces to a pure zeta function:

```
>>> polylog(pi, 1), zeta(pi)
(1.17624173838258, 1.17624173838258)
>>> polylog(pi, -1), -altzeta(pi)
(-0.909670702980385, -0.909670702980385)
```

Evaluation for arbitrary, nonintegral s is supported for z within the unit circle:

```
>>> polylog(3+4j, 0.25)
(0.24258605789446 - 0.00222938275488344j)
>>> nsum(lambda k: 0.25**k / k**(3+4j), [1,inf])
(0.24258605789446 - 0.00222938275488344j)
```

It is also supported outside of the unit circle:

```
>>> polylog(1+j, 20+40j)
(-7.1421172179728 - 3.92726697721369j)
>>> polylog(1+j, 200+400j)
(-5.41934747194626 - 9.94037752563927j)
```

References

1. Richard Crandall, "Note on fast polylogarithm computation" <http://www.reed.edu/physics/faculty/crandall/papers/Polylog.pdf>
2. <http://en.wikipedia.org/wiki/Polylogarithm>

3. <http://mathworld.wolfram.com/Polylogarithm.html>

clsin()

`mpmath.clsin(s, z)`

Computes the Clausen sine function, defined formally by the series

$$\text{Cl}_s(z) = \sum_{k=1}^{\infty} \frac{\sin(kz)}{k^s}.$$

The special case $\text{Cl}_2(z)$ (i.e. `clsin(2,z)`) is the classical “Clausen function”. More generally, the Clausen function is defined for complex s and z , even when the series does not converge. The Clausen function is related to the polylogarithm (`polylog()`) as

$$\begin{aligned} \text{Cl}_s(z) &= \frac{1}{2i} (\text{Li}_s(e^{iz}) - \text{Li}_s(e^{-iz})) \\ &= \text{Im} [\text{Li}_s(e^{iz})] \quad (s, z \in \mathbb{R}), \end{aligned}$$

and this representation can be taken to provide the analytic continuation of the series. The complementary function `clcos()` gives the corresponding cosine sum.

Examples

Evaluation for arbitrarily chosen s and z :

```
>>> from mpmath import *
>>> mp.dps = 25; mp.pretty = True
>>> s, z = 3, 4
>>> clsin(s, z); nsum(lambda k: sin(z*k)/k**s, [1,inf])
-0.6533010136329338746275795
-0.6533010136329338746275795
```

Using $z + \pi$ instead of z gives an alternating series:

```
>>> clsin(s, z+pi)
0.8860032351260589402871624
>>> nsum(lambda k: (-1)**k*sin(z*k)/k**s, [1,inf])
0.8860032351260589402871624
```

With $s = 1$, the sum can be expressed in closed form using elementary functions:

```
>>> z = 1 + sqrt(3)
>>> clsin(1, z)
0.2047709230104579724675985
>>> chop((log(1-exp(-j*z)) - log(1-exp(j*z)))/(2*j))
0.2047709230104579724675985
>>> nsum(lambda k: sin(k*z)/k, [1,inf])
0.2047709230104579724675985
```

The classical Clausen function $\text{Cl}_2(\theta)$ gives the value of the integral $\int_0^\theta -\ln(2 \sin(x/2)) dx$ for $0 < \theta < 2\pi$:

```
>>> cl2 = lambda t: clsin(2, t)
>>> cl2(3.5)
-0.2465045302347694216534255
>>> -quad(lambda x: ln(2*sin(0.5*x)), [0, 3.5])
-0.2465045302347694216534255
```

This function is symmetric about $\theta = \pi$ with zeros and extreme points:

```
>>> cl2(0); cl2(pi/3); chop(cl2(pi)); cl2(5*pi/3); chop(cl2(2*pi))
0.0
1.014941606409653625021203
0.0
-1.014941606409653625021203
0.0
```

Catalan's constant is a special value:

```
>>> cl2(pi/2)
0.9159655941772190150546035
>>> +catalan
0.9159655941772190150546035
```

The Clausen sine function can be expressed in closed form when s is an odd integer (becoming zero when $s < 0$):

```
>>> z = 1 + sqrt(2)
>>> clsin(1, z); (pi-z)/2
0.3636895456083490948304773
0.3636895456083490948304773
>>> clsin(3, z); pi**2/6*z - pi*z**2/4 + z**3/12
0.5661751584451144991707161
0.5661751584451144991707161
>>> clsin(-1, z)
0.0
>>> clsin(-3, z)
0.0
```

It can also be expressed in closed form for even integer $s \leq 0$, providing a finite sum for series such as $\sin(z) + \sin(2z) + \sin(3z) + \dots$:

```
>>> z = 1 + sqrt(2)
>>> clsin(0, z)
0.1903105029507513881275865
>>> cot(z/2)/2
0.1903105029507513881275865
>>> clsin(-2, z)
-0.1089406163841548817581392
>>> -cot(z/2)*csc(z/2)**2/4
-0.1089406163841548817581392
```

Call with `pi=True` to multiply z by π exactly:

```
>>> clsin(3, 3*pi)
-8.892316224968072424732898e-26
>>> clsin(3, 3, pi=True)
0.0
```

Evaluation for complex s, z in a nonconvergent case:

```
>>> s, z = -1-j, 1+2j
>>> clsin(s, z)
```

(continues on next page)

(continued from previous page)

```
(-0.593079480117379002516034 + 0.9038644233367868273362446j)
>>> extraprec(20)(nsum)(lambda k: sin(k*z)/k**s, [1,inf])
(-0.593079480117379002516034 + 0.9038644233367868273362446j)
```

clcos()

mpmath.clcos(s, z)

Computes the Clausen cosine function, defined formally by the series

$$\widetilde{\text{Cl}}_s(z) = \sum_{k=1}^{\infty} \frac{\cos(kz)}{k^s}.$$

This function is complementary to the Clausen sine function [clsin\(\)](#). In terms of the polylogarithm,

$$\begin{aligned}\widetilde{\text{Cl}}_s(z) &= \frac{1}{2} (\text{Li}_s(e^{iz}) + \text{Li}_s(e^{-iz})) \\ &= \text{Re} [\text{Li}_s(e^{iz})] \quad (s, z \in \mathbb{R}).\end{aligned}$$

Examples

Evaluation for arbitrarily chosen s and z :

```
>>> from mpmath import *
>>> mp.dps = 25; mp.pretty = True
>>> s, z = 3, 4
>>> clcos(s, z); nsum(lambda k: cos(z*k)/k**s, [1,inf])
-0.6518926267198991308332759
-0.6518926267198991308332759
```

Using $z + \pi$ instead of z gives an alternating series:

```
>>> s, z = 3, 0.5
>>> clcos(s, z+pi)
-0.8155530586502260817855618
>>> nsum(lambda k: (-1)**k*cos(z*k)/k**s, [1,inf])
-0.8155530586502260817855618
```

With $s = 1$, the sum can be expressed in closed form using elementary functions:

```
>>> z = 1 + sqrt(3)
>>> clcos(1, z)
-0.6720334373369714849797918
>>> chop(-0.5*(log(1-exp(j*z))+log(1-exp(-j*z))))
-0.6720334373369714849797918
>>> -log(abs(2*sin(0.5*z))) # Equivalent to above when z is real
-0.6720334373369714849797918
>>> nsum(lambda k: cos(k*z)/k, [1,inf])
-0.6720334373369714849797918
```

It can also be expressed in closed form when s is an even integer. For example,

The case $s = 0$ gives the renormalized sum of $\cos(z) + \cos(2z) + \cos(3z) + \dots$ (which happens to be the same for any value of z):

Also the sums

and

for higher integer powers $n = -s$ can be done in closed form. They are zero when n is positive and even (s negative and even):

With $z = \pi$, the series reduces to that of the Riemann zeta function (more generally, if $z = p\pi/q$, it is a finite sum over Hurwitz zeta function values):

Call with `pi=True` to multiply z by π exactly:

Evaluation for complex s, z in a nonconvergent case:

```
>>> s, z = -1-j, 1+2j
>>> clcos(s, z)
(0.9407430121562251476136807 + 0.715826296033590204557054j)
>>> extraprec(20)(nsum(lambda k: cos(k*z)/k**s, [1,inf]))
(0.9407430121562251476136807 + 0.715826296033590204557054j)
```

polyexp()

`mpmath.polyexp(s, z)`

Evaluates the polyexponential function, defined for arbitrary complex s, z by the series

$$E_s(z) = \sum_{k=1}^{\infty} \frac{k^s}{k!} z^k.$$

$E_s(z)$ is constructed from the exponential function analogously to how the polylogarithm is constructed from the ordinary logarithm; as a function of s (with z fixed), E_s is an L-series. It is an entire function of both s and z .

The polyexponential function provides a generalization of the Bell polynomials $B_n(x)$ (see [bell\(\)](#)) to noninteger orders n . In terms of the Bell polynomials,

$$E_s(z) = e^z B_s(z) - \operatorname{sinc}(\pi s).$$

Note that $B_n(x)$ and $e^{-x} E_n(x)$ are identical if n is a nonzero integer, but not otherwise. In particular, they differ at $n = 0$.

Examples

Evaluating a series:

```
>>> from mpmath import *
>>> mp.dps = 25; mp.pretty = True
>>> nsum(lambda k: sqrt(k)/fac(k), [1,inf])
2.101755547733791780315904
>>> polyexp(0.5, 1)
2.101755547733791780315904
```

Evaluation for arbitrary arguments:

```
>>> polyexp(-3-4j, 2.5+2j)
(2.351660261190434618268706 + 1.202966666673054671364215j)
```

Evaluation is accurate for tiny function values:

```
>>> polyexp(4, -100)
3.499471750566824369520223e-36
```

If n is a nonpositive integer, E_n reduces to a special instance of the hypergeometric function ${}_pF_q$:

```
>>> n = 3
>>> x = pi
>>> polyexp(-n, x)
4.042192318847986561771779
>>> x*hyper([1]*(n+1), [2]*(n+1), x)
4.042192318847986561771779
```

Zeta function variants

primezeta()

`mpmath.primezeta(s)`

Computes the prime zeta function, which is defined in analogy with the Riemann zeta function (`zeta()`) as

$$P(s) = \sum_p \frac{1}{p^s}$$

where the sum is taken over all prime numbers p . Although this sum only converges for $\operatorname{Re}(s) > 1$, the function is defined by analytic continuation in the half-plane $\operatorname{Re}(s) > 0$.

Examples

Arbitrary-precision evaluation for real and complex arguments is supported:

```
>>> from mpmath import *
>>> mp.dps = 30; mp.pretty = True
>>> primezeta(2)
0.452247420041065498506543364832
>>> primezeta(pi)
0.15483752698840284272036497397
>>> mp.dps = 50
>>> primezeta(3)
0.17476263929944353642311331466570670097541212192615
>>> mp.dps = 20
>>> primezeta(3+4j)
(-0.12085382601645763295 - 0.013370403397787023602j)
```

The prime zeta function has a logarithmic pole at $s = 1$, with residue equal to the difference of the Mertens and Euler constants:

```
>>> primezeta(1)
+inf
>>> extradps(25)(lambda x: primezeta(1+x)+log(x))(+eps)
-0.31571845205389007685
>>> mertens-euler
-0.31571845205389007685
```

The analytic continuation to $0 < \operatorname{Re}(s) \leq 1$ is implemented. In this strip the function exhibits very complex behavior; on the unit interval, it has poles at $1/n$ for every squarefree integer n :

```
>>> primezeta(0.5)           # Pole at s = 1/2
(-inf + 3.1415926535897932385j)
>>> primezeta(0.25)
(-1.0416106801757269036 + 0.52359877559829887308j)
>>> primezeta(0.5+10j)
(0.54892423556409790529 + 0.45626803423487934264j)
```

Although evaluation works in principle for any $\operatorname{Re}(s) > 0$, it should be noted that the evaluation time increases exponentially as s approaches the imaginary axis.

For large $\operatorname{Re}(s)$, $P(s)$ is asymptotic to 2^{-s} :

```

>>> primezeta(inf)
0.0
>>> primezeta(10), mpf(2)**-10
(0.00099360357443698021786, 0.0009765625)
>>> primezeta(1000)
9.3326361850321887899e-302
>>> primezeta(1000+1000j)
(-3.8565440833654995949e-302 - 8.4985390447553234305e-302j)

```

References

Carl-Erik Froberg, “On the prime zeta function”, BIT 8 (1968), pp. 187-202.

secondzeta()

`mpmath.secondzeta(s, a=0.015, **kwargs)`

Evaluates the secondary zeta function $Z(s)$, defined for $\operatorname{Re}(s) > 1$ by

$$Z(s) = \sum_{n=1}^{\infty} \frac{1}{\tau_n^s}$$

where $\frac{1}{2} + i\tau_n$ runs through the zeros of $\zeta(s)$ with imaginary part positive.

$Z(s)$ extends to a meromorphic function on \mathbb{C} with a double pole at $s = 1$ and simple poles at the points $-2n$ for $n = 0, 1, 2, \dots$

Examples

```

>>> from mpmath import *
>>> mp.pretty = True; mp.dps = 15
>>> secondzeta(2)
0.023104993115419
>>> xi = lambda s: 0.5*s*(s-1)*pi**(-0.5*s)*gamma(0.5*s)*zeta(s)
>>> Xi = lambda t: xi(0.5+t*j)
>>> chop(-0.5*diff(Xi, 0, n=2)/Xi(0))
0.023104993115419

```

We may ask for an approximate error value:

```

>>> secondzeta(0.5+100j, error=True)
((-0.216272011276718 - 0.844952708937228j), 2.22044604925031e-16)

```

The function has poles at the negative odd integers, and dyadic rational values at the negative even integers:

```

>>> mp.dps = 30
>>> secondzeta(-8)
-0.67236328125
>>> secondzeta(-7)
+inf

```

Implementation notes

The function is computed as sum of four terms $Z(s) = A(s) - P(s) + E(s) - S(s)$ respectively main, prime, exponential and singular terms. The main term $A(s)$ is computed from the zeros of zeta. The prime term depends on the von Mangoldt function. The singular term is responsible for the poles of the function.

The four terms depends on a small parameter a . We may change the value of a . Theoretically this has no effect on the sum of the four terms, but in practice may be important.

A smaller value of the parameter a makes $A(s)$ depend on a smaller number of zeros of zeta, but $P(s)$ uses more values of von Mangoldt function.

We may also add a verbose option to obtain data about the values of the four terms.

```
>>> mp.dps = 10
>>> secondzeta(0.5 + 40j, error=True, verbose=True)
main term = (-30190318549.138656312556 - 13964804384.624622876523j)
    computed using 19 zeros of zeta
prime term = (132717176.89212754625045 + 188980555.17563978290601j)
    computed using 9 values of the von Mangoldt function
exponential term = (542447428666.07179812536 + 362434922978.80192435203j)
singular term = (512124392939.98154322355 + 348281138038.65531023921j)
((0.059471043 + 0.3463514534j), 1.455191523e-11)
```

```
>>> secondzeta(0.5 + 40j, a=0.04, error=True, verbose=True)
main term = (-151962888.19606243907725 - 217930683.90210294051982j)
    computed using 9 zeros of zeta
prime term = (2476659342.3038722372461 + 28711581821.921627163136j)
    computed using 37 values of the von Mangoldt function
exponential term = (178506047114.7838188264 + 819674143244.45677330576j)
singular term = (175877424884.22441310708 + 790744630738.28669174871j)
((0.059471043 + 0.3463514534j), 1.455191523e-11)
```

Notice the great cancellation between the four terms. Changing a , the four terms are very different numbers but the cancellation gives the good value of $Z(s)$.

References

A. Voros, Zeta functions for the Riemann zeros, Ann. Institute Fourier, 53, (2003) 665–699.

A. Voros, Zeta functions over Zeros of Zeta Functions, Lecture Notes of the Unione Matematica Italiana, Springer, 2009.

3.1.13 Number-theoretical, combinatorial and integer functions

For factorial-type functions, including binomial coefficients, double factorials, etc., see the separate section *Factorials and gamma functions*.

Fibonacci numbers

`fibonacci()/fib()`

`mpmath.fibonacci(n , **kwargs)`

`fibonacci(n)` computes the n -th Fibonacci number, $F(n)$. The Fibonacci numbers are defined by the recurrence $F(n) = F(n-1) + F(n-2)$ with the initial values $F(0) = 0$, $F(1) = 1$. `fibonacci()` extends this definition to arbitrary real and complex arguments using the formula

$$F(z) = \frac{\phi^z - \cos(\pi z)\phi^{-z}}{\sqrt{5}}$$

where ϕ is the golden ratio. `fibonacci()` also uses this continuous formula to compute $F(n)$ for extremely large n , where calculating the exact integer would be wasteful.

For convenience, `fib()` is available as an alias for `fibonacci()`.

Basic examples

Some small Fibonacci numbers are:

```
>>> from mpmath import *
>>> mp.dps = 15; mp.pretty = True
>>> for i in range(10):
...     print(fibonacci(i))
...
0.0
1.0
1.0
2.0
3.0
5.0
8.0
13.0
21.0
34.0
>>> fibonacci(50)
12586269025.0
```

The recurrence for $F(n)$ extends backwards to negative n :

```
>>> for i in range(10):
...     print(fibonacci(-i))
...
0.0
1.0
-1.0
2.0
-3.0
5.0
-8.0
13.0
-21.0
34.0
```

Large Fibonacci numbers will be computed approximately unless the precision is set high enough:

```
>>> fib(200)
2.8057117299251e+41
>>> mp.dps = 45
>>> fib(200)
280571172992510140037611932413038677189525.0
```

`fibonacci()` can compute approximate Fibonacci numbers of stupendous size:

```
>>> mp.dps = 15
>>> fibonacci(10**25)
3.49052338550226e+2089876402499787337692720
```

Real and complex arguments

The extended Fibonacci function is an analytic function. The property $F(z) = F(z-1) + F(z-2)$ holds for arbitrary z :

```
>>> mp.dps = 15
>>> fib(pi)
2.1170270579161
>>> fib(pi-1) + fib(pi-2)
2.1170270579161
>>> fib(3+4j)
(-5248.51130728372 - 14195.962288353j)
>>> fib(2+4j) + fib(1+4j)
(-5248.51130728372 - 14195.962288353j)
```

The Fibonacci function has infinitely many roots on the negative half-real axis. The first root is at 0, the second is close to -0.18, and then there are infinitely many roots that asymptotically approach $-n + 1/2$:

```
>>> findroot(fib, -0.2)
-0.183802359692956
>>> findroot(fib, -2)
-1.57077646820395
>>> findroot(fib, -17)
-16.4999999596115
>>> findroot(fib, -24)
-23.50000000000479
```

Mathematical relationships

For large n , $F(n+1)/F(n)$ approaches the golden ratio:

```
>>> mp.dps = 50
>>> fibonacci(101)/fibonacci(100)
1.6180339887498948482045868343656381177203127439638
>>> +phi
1.6180339887498948482045868343656381177203091798058
```

The sum of reciprocal Fibonacci numbers converges to an irrational number for which no closed form expression is known:

```
>>> mp.dps = 15
>>> nsum(lambda n: 1/fib(n), [1, inf])
3.35988566624318
```

Amazingly, however, the sum of odd-index reciprocal Fibonacci numbers can be expressed in terms of a Jacobi theta function:

```
>>> nsum(lambda n: 1/fib(2*n+1), [0, inf])
1.82451515740692
>>> sqrt(5)*jtheta(2,0,(3-sqrt(5))/2)**2/4
1.82451515740692
```

Some related sums can be done in closed form:

```
>>> nsum(lambda k: 1/(1+fib(2*k+1)), [0, inf])
1.11803398874989
>>> phi - 0.5
1.11803398874989
>>> f = lambda k: (-1)**(k+1) / sum(fib(n)**2 for n in range(1,int(k+1)))
>>> nsum(f, [1, inf])
0.618033988749895
>>> phi-1
0.618033988749895
```

References

1. <http://mathworld.wolfram.com/FibonacciNumber.html>

Bernoulli numbers and polynomials

bernoulli()

`mpmath.bernoulli(n)`

bernfrac()

`mpmath.bernfrac(n)`

Returns a tuple of integers (p, q) such that $p/q = B_n$ exactly, where B_n denotes the n -th Bernoulli number. The fraction is always reduced to lowest terms. Note that for $n > 1$ and n odd, $B_n = 0$, and $(0, 1)$ is returned.

Examples

The first few Bernoulli numbers are exactly:

```
>>> from mpmath import *
>>> for n in range(15):
...     p, q = bernfrac(n)
...     print("%s %s/%s" % (n, p, q))
...
0 1/1
1 -1/2
2 1/6
3 0/1
4 -1/30
5 0/1
6 1/42
7 0/1
8 -1/30
9 0/1
10 5/66
11 0/1
12 -691/2730
13 0/1
14 7/6
```

This function works for arbitrarily large n :

```

>>> p, q = bernfrac(10**4)
>>> print(q)
2338224387510
>>> print(len(str(p)))
27692
>>> mp.dps = 15
>>> print(mpf(p) / q)
-9.04942396360948e+27677
>>> print(bernoulli(10**4))
-9.04942396360948e+27677

```

Note: `bernoulli()` computes a floating-point approximation directly, without computing the exact fraction first. This is much faster for large n .

Algorithm

`bernfrac()` works by computing the value of B_n numerically and then using the von Staudt-Clausen theorem [1] to reconstruct the exact fraction. For large n , this is significantly faster than computing B_1, B_2, \dots, B_n recursively with exact arithmetic. The implementation has been tested for $n = 10^m$ up to $m = 6$.

In practice, `bernfrac()` appears to be about three times slower than the specialized program `calcbn.exe` [2]

References

1. MathWorld, von Staudt-Clausen Theorem: <http://mathworld.wolfram.com/vonStaudt-ClausenTheorem.html>
2. The Bernoulli Number Page: <http://www.bernoulli.org/>

bernpoly()

`mpmath.bernpoly(n, z)`

Evaluates the Bernoulli polynomial $B_n(z)$.

The first few Bernoulli polynomials are:

```

>>> from mpmath import *
>>> mp.dps = 15; mp.pretty = True
>>> for n in range(6):
...     nprint(chop(taylor(lambda x: bernpoly(n,x), 0, n)))
...
[1.0]
[-0.5, 1.0]
[0.166667, -1.0, 1.0]
[0.0, 0.5, -1.5, 1.0]
[-0.0333333, 0.0, 1.0, -2.0, 1.0]
[0.0, -0.166667, 0.0, 1.66667, -2.5, 1.0]

```

At $z = 0$, the Bernoulli polynomial evaluates to a Bernoulli number (see `bernoulli()`):

```

>>> bernpoly(12, 0), bernoulli(12)
(-0.253113553113553, -0.253113553113553)
>>> bernpoly(13, 0), bernoulli(13)
(0.0, 0.0)

```

Evaluation is accurate for large n and small z :

```
>>> mp.dps = 25
>>> bernpoly(100, 0.5)
2.838224957069370695926416e+78
>>> bernpoly(1000, 10.5)
5.318704469415522036482914e+1769
```

Euler numbers and polynomials

eulernum()

`mpmath.eulernum(n)`

Gives the n -th Euler number, defined as the n -th derivative of $\operatorname{sech}(t) = 1/\cosh(t)$ evaluated at $t = 0$. Equivalently, the Euler numbers give the coefficients of the Taylor series

$$\operatorname{sech}(t) = \sum_{n=0}^{\infty} \frac{E_n}{n!} t^n.$$

The Euler numbers are closely related to Bernoulli numbers and Bernoulli polynomials. They can also be evaluated in terms of Euler polynomials (see [eulerpoly\(\)](#)) as $E_n = 2^n E_n(1/2)$.

Examples

Computing the first few Euler numbers and verifying that they agree with the Taylor series:

```
>>> from mpmath import *
>>> mp.dps = 25; mp.pretty = True
>>> [eulernum(n) for n in range(11)]
[1.0, 0.0, -1.0, 0.0, 5.0, 0.0, -61.0, 0.0, 1385.0, 0.0, -50521.0]
>>> chop(diffs(sech, 0, 10))
[1.0, 0.0, -1.0, 0.0, 5.0, 0.0, -61.0, 0.0, 1385.0, 0.0, -50521.0]
```

Euler numbers grow very rapidly. [eulernum\(\)](#) efficiently computes numerical approximations for large indices:

```
>>> eulernum(50)
-6.053285248188621896314384e+54
>>> eulernum(1000)
3.887561841253070615257336e+2371
>>> eulernum(10**20)
4.346791453661149089338186e+1936958564106659551331
```

Comparing with an asymptotic formula for the Euler numbers:

```
>>> n = 10**5
>>> (-1)**(n//2) * 8 * sqrt(n/(2*pi)) * (2*n/(pi*e))**n
3.69919063017432362805663e+436961
>>> eulernum(n)
3.699193712834466537941283e+436961
```

Pass `exact=True` to obtain exact values of Euler numbers as integers:

```
>>> print(eulernum(50, exact=True))
-6053285248188621896314383785111649088103498225146815121
>>> print(eulernum(200, exact=True) % 10**10)
1925859625
>>> eulernum(1001, exact=True)
0
```

eulerpoly()

`mpmath.eulerpoly(n, z)`

Evaluates the Euler polynomial $E_n(z)$, defined by the generating function representation

$$\frac{2e^{zt}}{e^t + 1} = \sum_{n=0}^{\infty} E_n(z) \frac{t^n}{n!}.$$

The Euler polynomials may also be represented in terms of Bernoulli polynomials (see [bernpoly\(\)](#)) using various formulas, for example

$$E_n(z) = \frac{2}{n+1} \left(B_n(z) - 2^{n+1} B_n\left(\frac{z}{2}\right) \right).$$

Special values include the Euler numbers $E_n = 2^n E_n(1/2)$ (see [eulernum\(\)](#)).

Examples

Computing the coefficients of the first few Euler polynomials:

```
>>> from mpmath import *
>>> mp.dps = 25; mp.pretty = True
>>> for n in range(6):
...     chop(taylor(lambda z: eulerpoly(n,z), 0, n))
...
[1.0]
[-0.5, 1.0]
[0.0, -1.0, 1.0]
[0.25, 0.0, -1.5, 1.0]
[0.0, 1.0, 0.0, -2.0, 1.0]
[-0.5, 0.0, 2.5, 0.0, -2.5, 1.0]
```

Evaluation for arbitrary z :

```
>>> eulerpoly(2,3)
6.0
>>> eulerpoly(5,4)
423.5
>>> eulerpoly(35, 1111111112)
3.994957561486776072734601e+351
>>> eulerpoly(4, 10+20j)
(-47990.0 - 235980.0j)
>>> eulerpoly(2, '-3.5e-5')
0.000035001225
>>> eulerpoly(3, 0.5)
0.0
```

(continues on next page)

(continued from previous page)

```
>>> eulerpoly(55, -10**80)
-1.0e+4400
>>> eulerpoly(5, -inf)
-inf
>>> eulerpoly(6, -inf)
+inf
```

Computing Euler numbers:

```
>>> 2**26 * eulerpoly(26, 0.5)
-4087072509293123892361.0
>>> eulernum(26)
-4087072509293123892361.0
```

Evaluation is accurate for large n and small z :

```
>>> eulerpoly(100, 0.5)
2.29047999988194114177943e+108
>>> eulerpoly(1000, 10.5)
3.628120031122876847764566e+2070
>>> eulerpoly(10000, 10.5)
1.149364285543783412210773e+30688
```

Bell numbers and polynomials

`bell()`

`mpmath.bell(n, x)`

For n a nonnegative integer, `bell(n, x)` evaluates the Bell polynomial $B_n(x)$, the first few of which are

$$\begin{aligned} B_0(x) &= 1 \\ B_1(x) &= x \\ B_2(x) &= x^2 + x \\ B_3(x) &= x^3 + 3x^2 + x \end{aligned}$$

If $x = 1$ or `bell()` is called with only one argument, it gives the n -th Bell number B_n , which is the number of partitions of a set with n elements. By setting the precision to at least $\log_{10} B_n$ digits, `bell()` provides fast calculation of exact Bell numbers.

In general, `bell()` computes

$$B_n(x) = e^{-x} (\text{sinc}(\pi n) + E_n(x))$$

where $E_n(x)$ is the generalized exponential function implemented by `polyexp()`. This is an extension of Dobinski's formula [1], where the modification is the sinc term ensuring that $B_n(x)$ is continuous in n ; `bell()` can thus be evaluated, differentiated, etc for arbitrary complex arguments.

Examples

Simple evaluations:


```
>>> from mpmath import *
>>> mp.dps = 25; mp.pretty = True
>>> bell(0, 2.5)
1.0
>>> bell(1, 2.5)
2.5
>>> bell(2, 2.5)
8.75
```

Evaluation for arbitrary complex arguments:

```
>>> bell(5.75+1j, 2-3j)
(-10767.71345136587098445143 - 15449.55065599872579097221j)
```

The first few Bell polynomials:

```
>>> for k in range(7):
...     nprint(taylor(lambda x: bell(k,x), 0, k))
...
[1.0]
[0.0, 1.0]
[0.0, 1.0, 1.0]
[0.0, 1.0, 3.0, 1.0]
[0.0, 1.0, 7.0, 6.0, 1.0]
[0.0, 1.0, 15.0, 25.0, 10.0, 1.0]
[0.0, 1.0, 31.0, 90.0, 65.0, 15.0, 1.0]
```

The first few Bell numbers and complementary Bell numbers:

```
>>> [int(bell(k)) for k in range(10)]
[1, 1, 2, 5, 15, 52, 203, 877, 4140, 21147]
>>> [int(bell(k,-1)) for k in range(10)]
[1, -1, 0, 1, 1, -2, -9, -9, 50, 267]
```

Large Bell numbers:

```
>>> mp.dps = 50
>>> bell(50)
185724268771078270438257767181908917499221852770.0
>>> bell(50,-1)
-29113173035759403920216141265491160286912.0
```

Some even larger values:

```
>>> mp.dps = 25
>>> bell(1000,-1)
-1.237132026969293954162816e+1869
>>> bell(1000)
2.989901335682408421480422e+1927
>>> bell(1000,2)
6.591553486811969380442171e+1987
>>> bell(1000,100.5)
9.101014101401543575679639e+2529
```

A determinant identity satisfied by Bell numbers:

```
>>> mp.dps = 15
>>> N = 8
>>> det([[bell(k+j) for j in range(N)] for k in range(N)])
125411328000.0
>>> superfac(N-1)
125411328000.0
```

References

1. <http://mathworld.wolfram.com/DobinskisFormula.html>

Stirling numbers

stirling1()

`mpmath.stirling1(n, k, exact=False)`

Gives the Stirling number of the first kind $s(n, k)$, defined by

$$x(x-1)(x-2)\cdots(x-n+1) = \sum_{k=0}^n s(n, k)x^k.$$

The value is computed using an integer recurrence. The implementation is not optimized for approximating large values quickly.

Examples

Comparing with the generating function:

```
>>> from mpmath import *
>>> mp.dps = 25; mp.pretty = True
>>> taylor(lambda x: ff(x, 5), 0, 5)
[0.0, 24.0, -50.0, 35.0, -10.0, 1.0]
>>> [stirling1(5, k) for k in range(6)]
[0.0, 24.0, -50.0, 35.0, -10.0, 1.0]
```

Recurrence relation:

```
>>> n, k = 5, 3
>>> stirling1(n+1, k) + n*stirling1(n, k) - stirling1(n, k-1)
0.0
```

The matrices of Stirling numbers of first and second kind are inverses of each other:

```
>>> A = matrix(5, 5); B = matrix(5, 5)
>>> for n in range(5):
...     for k in range(5):
...         A[n, k] = stirling1(n, k)
...         B[n, k] = stirling2(n, k)
...
>>> A * B
[1.0  0.0  0.0  0.0  0.0]
[0.0  1.0  0.0  0.0  0.0]
[0.0  0.0  1.0  0.0  0.0]
```

(continues on next page)

(continued from previous page)

```
[0.0  0.0  0.0  1.0  0.0]
[0.0  0.0  0.0  0.0  1.0]
```

Pass `exact=True` to obtain exact values of Stirling numbers as integers:

```
>>> stirling1(42, 5)
-2.864498971768501633736628e+50
>>> print(stirling1(42, 5, exact=True))
-286449897176850163373662803014001546235808317440000
```

stirling2()

`mpmath.stirling2(n, k, exact=False)`

Gives the Stirling number of the second kind $S(n, k)$, defined by

$$x^n = \sum_{k=0}^n S(n, k) x(x-1)(x-2) \cdots (x-k+1)$$

The value is computed using integer arithmetic to evaluate a power sum. The implementation is not optimized for approximating large values quickly.

Examples

Comparing with the generating function:

```
>>> from mpmath import *
>>> mp.dps = 25; mp.pretty = True
>>> taylor(lambda x: sum(stirling2(5,k) * ff(x,k) for k in range(6)), 0, 5)
[0.0, 0.0, 0.0, 0.0, 0.0, 1.0]
```

Recurrence relation:

```
>>> n, k = 5, 3
>>> stirling2(n+1,k) - k*stirling2(n,k) - stirling2(n,k-1)
0.0
```

Pass `exact=True` to obtain exact values of Stirling numbers as integers:

```
>>> stirling2(52, 10)
2.641822121003543906807485e+45
>>> print(stirling2(52, 10, exact=True))
2641822121003543906807485307053638921722527655
```

Prime counting functions

`primepi()`

`mpmath.primepi(x)`

`primepi2()`

`mpmath.primepi2(x)`

Returns an interval (as an `mpi` instance) providing bounds for the value of the prime counting function $\pi(x)$. For small x , `primepi2()` returns an exact interval based on the output of `primepi()`. For $x > 2656$, a loose interval based on Schoenfeld's inequality

$$|\pi(x) - \text{li}(x)| < \frac{\sqrt{x} \log x}{8\pi}$$

is returned. This estimate is rigorous assuming the truth of the Riemann hypothesis, and can be computed very quickly.

Examples

Exact values of the prime counting function for small x :

```
>>> from mpmath import *
>>> mp.dps = 15; mp.pretty = True
>>> iv.dps = 15; iv.pretty = True
>>> primepi2(10)
[4.0, 4.0]
>>> primepi2(100)
[25.0, 25.0]
>>> primepi2(1000)
[168.0, 168.0]
```

Loose intervals are generated for moderately large x :

```
>>> primepi2(10000), primepi(10000)
([1209.0, 1283.0], 1229)
>>> primepi2(50000), primepi(50000)
([5070.0, 5263.0], 5133)
```

As x increases, the absolute error gets worse while the relative error improves. The exact value of $\pi(10^{23})$ is 1925320391606803968923, and `primepi2()` gives 9 significant digits:

```
>>> p = primepi2(10**23)
>>> p
[1.9253203909477020467e+21, 1.925320392280406229e+21]
>>> mpf(p.delta) / mpf(p.a)
6.9219865355293e-10
```

A more precise, nonrigorous estimate for $\pi(x)$ can be obtained using the Riemann R function (`riemannr()`). For large enough x , the value returned by `primepi2()` essentially amounts to a small perturbation of the value returned by `riemannr()`:

```
>>> primepi2(10**100)
[4.3619719871407024816e+97, 4.3619719871407032404e+97]
>>> riemannr(10**100)
4.3619719871407e+97
```

riemannr()

`mpmath.riemannr(x)`

Evaluates the Riemann R function, a smooth approximation of the prime counting function $\pi(x)$ (see [primepi\(\)](#)). The Riemann R function gives a fast numerical approximation useful e.g. to roughly estimate the number of primes in a given interval.

The Riemann R function is computed using the rapidly convergent Gram series,

$$R(x) = 1 + \sum_{k=1}^{\infty} \frac{\log^k x}{k k! \zeta(k+1)}.$$

From the Gram series, one sees that the Riemann R function is a well-defined analytic function (except for a branch cut along the negative real half-axis); it can be evaluated for arbitrary real or complex arguments.

The Riemann R function gives a very accurate approximation of the prime counting function. For example, it is wrong by at most 2 for $x < 1000$, and for $x = 10^9$ differs from the exact value of $\pi(x)$ by 79, or less than two parts in a million. It is about 10 times more accurate than the logarithmic integral estimate (see [li\(\)](#)), which however is even faster to evaluate. It is orders of magnitude more accurate than the extremely fast $x/\log x$ estimate.

Examples

For small arguments, the Riemann R function almost exactly gives the prime counting function if rounded to the nearest integer:

```
>>> from mpmath import *
>>> mp.dps = 15; mp.pretty = True
>>> primepi(50), riemannr(50)
(15, 14.9757023241462)
>>> max(abs(primepi(n)-int(round(riemannr(n)))) for n in range(100))
1
>>> max(abs(primepi(n)-int(round(riemannr(n)))) for n in range(300))
2
```

The Riemann R function can be evaluated for arguments far too large for exact determination of $\pi(x)$ to be computationally feasible with any presently known algorithm:

```
>>> riemannr(10**30)
1.46923988977204e+28
>>> riemannr(10**100)
4.3619719871407e+97
>>> riemannr(10**1000)
4.3448325764012e+996
```

A comparison of the Riemann R function and logarithmic integral estimates for $\pi(x)$ using exact values of $\pi(10^n)$ up to $n = 9$. The fractional error is shown in parentheses:

```
>>> exact = [4,25,168,1229,9592,78498,664579,5761455,50847534]
>>> for n, p in enumerate(exact):
...     n += 1
...     r, l = riemannr(10**n), li(10**n)
...     rerr, lerr = nstr((r-p)/p,3), nstr((l-p)/p,3)
...     print("%i %i %s(%s) %s(%s)" % (n, p, r, rerr, l, lerr))
...
1 4 4.56458314100509(0.141) 6.1655995047873(0.541)
2 25 25.6616332669242(0.0265) 30.1261415840796(0.205)
3 168 168.359446281167(0.00214) 177.609657990152(0.0572)
4 1229 1226.93121834343(-0.00168) 1246.13721589939(0.0139)
5 9592 9587.43173884197(-0.000476) 9629.8090010508(0.00394)
6 78498 78527.3994291277(0.000375) 78627.5491594622(0.00165)
7 664579 664667.447564748(0.000133) 664918.405048569(0.000511)
8 5761455 5761551.86732017(1.68e-5) 5762209.37544803(0.000131)
9 50847534 50847455.4277214(-1.55e-6) 50849234.9570018(3.35e-5)
```

The derivative of the Riemann R function gives the approximate probability for a number of magnitude x to be prime:

```
>>> diff(riemannr, 1000)
0.141903028110784
>>> mpf(primepi(1050) - primepi(950)) / 100
0.15
```

Evaluation is supported for arbitrary arguments and at arbitrary precision:

```
>>> mp.dps = 30
>>> riemannr(7.5)
3.72934743264966261918857135136
>>> riemannr(-4+2j)
(-0.551002208155486427591793957644 + 2.16966398138119450043195899746j)
```

Cyclotomic polynomials

cyclotomic()

`mpmath.cyclotomic(n, x)`

Evaluates the cyclotomic polynomial $\Phi_n(x)$, defined by

$$\Phi_n(x) = \prod_{\zeta} (x - \zeta)$$

where ζ ranges over all primitive n -th roots of unity (see [unitroots\(\)](#)). An equivalent representation, used for computation, is

$$\Phi_n(x) = \prod_{d|n} (x^d - 1)^{\mu(n/d)} = \Phi_n(x)$$

where $\mu(m)$ denotes the Moebius function. The cyclotomic polynomials are integer polynomials, the first of

which can be written explicitly as

$$\begin{aligned}\Phi_0(x) &= 1 \\ \Phi_1(x) &= x - 1 \\ \Phi_2(x) &= x + 1 \\ \Phi_3(x) &= x^3 + x^2 + 1 \\ \Phi_4(x) &= x^2 + 1 \\ \Phi_5(x) &= x^4 + x^3 + x^2 + x + 1 \\ \Phi_6(x) &= x^2 - x + 1\end{aligned}$$

Examples

The coefficients of low-order cyclotomic polynomials can be recovered using Taylor expansion:

```
>>> from mpmath import *
>>> mp.dps = 15; mp.pretty = True
>>> for n in range(9):
...     p = chop(taylor(lambda x: cyclotomic(n,x), 0, 10))
...     print("%s %s" % (n, nstr(p[:10+1-p[:::-1].index(1)])))
...
0 [1.0]
1 [-1.0, 1.0]
2 [1.0, 1.0]
3 [1.0, 1.0, 1.0]
4 [1.0, 0.0, 1.0]
5 [1.0, 1.0, 1.0, 1.0, 1.0]
6 [1.0, -1.0, 1.0]
7 [1.0, 1.0, 1.0, 1.0, 1.0, 1.0, 1.0]
8 [1.0, 0.0, 0.0, 0.0, 1.0]
```

The definition as a product over primitive roots may be checked by computing the product explicitly (for a real argument, this method will generally introduce numerical noise in the imaginary part):

```
>>> mp.dps = 25
>>> z = 3+4j
>>> cyclotomic(10, z)
(-419.0 - 360.0j)
>>> fprod(z-r for r in unitroots(10, primitive=True))
(-419.0 - 360.0j)
>>> z = 3
>>> cyclotomic(10, z)
61.0
>>> fprod(z-r for r in unitroots(10, primitive=True))
(61.0 - 3.146045605088568607055454e-25j)
```

Up to permutation, the roots of a given cyclotomic polynomial can be checked to agree with the list of primitive roots:

```
>>> p = taylor(lambda x: cyclotomic(6,x), 0, 6)[:3]
>>> for r in polyroots(p[:::-1]):
...     print(r)
...
(0.5 - 0.8660254037844386467637232j)
```

(continues on next page)

(continued from previous page)

```
(0.5 + 0.8660254037844386467637232j)
>>>
>>> for r in unitroots(6, primitive=True):
...     print(r)
...
(0.5 + 0.8660254037844386467637232j)
(0.5 - 0.8660254037844386467637232j)
```

Arithmetic functions

mangoldt()

`mpmath.mangoldt(n)`

Evaluates the von Mangoldt function $\Lambda(n) = \log p$ if $n = p^k$ a power of a prime, and $\Lambda(n) = 0$ otherwise.

Examples

```
>>> from mpmath import *
>>> mp.dps = 25; mp.pretty = True
>>> [mangoldt(n) for n in range(-2,3)]
[0.0, 0.0, 0.0, 0.0, 0.6931471805599453094172321]
>>> mangoldt(6)
0.0
>>> mangoldt(7)
1.945910149055313305105353
>>> mangoldt(8)
0.6931471805599453094172321
>>> fsum(mangoldt(n) for n in range(101))
94.04531122935739224600493
>>> fsum(mangoldt(n) for n in range(10001))
10013.39669326311478372032
```

3.1.14 q-functions

q-Pochhammer symbol

qp()

`mpmath.qp(a, q=None, n=None, **kwargs)`

Evaluates the q-Pochhammer symbol (or q-rising factorial)

$$(a; q)_n = \prod_{k=0}^{n-1} (1 - aq^k)$$

where $n = \infty$ is permitted if $|q| < 1$. Called with two arguments, `qp(a, q)` computes $(a; q)_\infty$; with a single argument, `qp(q)` computes $(q; q)_\infty$. The special case

$$\phi(q) = (q; q)_\infty = \prod_{k=1}^{\infty} (1 - q^k) = \sum_{k=-\infty}^{\infty} (-1)^k q^{(3k^2-k)/2}$$

is also known as the Euler function, or (up to a factor $q^{-1/24}$) the Dedekind eta function.

Examples

If n is a positive integer, the function amounts to a finite product:

```
>>> from mpmath import *
>>> mp.dps = 25; mp.pretty = True
>>> qp(2,3,5)
-725305.0
>>> fprod(1-2*3**k for k in range(5))
-725305.0
>>> qp(2,3,0)
1.0
```

Complex arguments are allowed:

```
>>> qp(2-1j, 0.75j)
(0.4628842231660149089976379 + 4.481821753552703090628793j)
```

The regular Pochhammer symbol $(a)_n$ is obtained in the following limit as $q \rightarrow 1$:

```
>>> a, n = 4, 7
>>> limit(lambda q: qp(q**a,q,n) / (1-q)**n, 1)
604800.0
>>> rf(a,n)
604800.0
```

The Taylor series of the reciprocal Euler function gives the partition function $P(n)$, i.e. the number of ways of writing n as a sum of positive integers:

```
>>> taylor(lambda q: 1/qp(q), 0, 10)
[1.0, 1.0, 2.0, 3.0, 5.0, 7.0, 11.0, 15.0, 22.0, 30.0, 42.0]
```

Special values include:

```
>>> qp(0)
1.0
>>> findroot(diffun(qp), -0.4) # location of maximum
-0.4112484791779547734440257
>>> qp(_)
1.228348867038575112586878
```

The q-Pochhammer symbol is related to the Jacobi theta functions. For example, the following identity holds:

```
>>> q = mpf(0.5) # arbitrary
>>> qp(q)
0.2887880950866024212788997
>>> root(3,-2)*root(q,-24)*jtheta(2,pi/6,root(q,6))
0.2887880950866024212788997
```

q-gamma and factorial

qgamma()

`mpmath.qgamma(z, q, **kwargs)`

Evaluates the q-gamma function

$$\Gamma_q(z) = \frac{(q; q)_\infty}{(q^z; q)_\infty} (1 - q)^{1-z}.$$

Examples

Evaluation for real and complex arguments:

```

>>> from mpmath import *
>>> mp.dps = 25; mp.pretty = True
>>> qgamma(4, 0.75)
4.046875
>>> qgamma(6, 6)
121226245.0
>>> qgamma(3+4j, 0.5j)
(0.1663082382255199834630088 + 0.01952474576025952984418217j)

```

The q-gamma function satisfies a functional equation similar to that of the ordinary gamma function:

```

>>> q = mpf(0.25)
>>> z = mpf(2.5)
>>> qgamma(z+1, q)
1.428277424823760954685912
>>> (1-q**z)/(1-q)*qgamma(z, q)
1.428277424823760954685912

```

qfac()

`mpmath.qfac(z, q, **kwargs)`

Evaluates the q-factorial,

$$[n]_q! = (1+q)(1+q+q^2)\cdots(1+q+\cdots+q^{n-1})$$

or more generally

$$[z]_q! = \frac{(q; q)_z}{(1-q)^z}.$$

Examples

```

>>> from mpmath import *
>>> mp.dps = 25; mp.pretty = True
>>> qfac(0, 0)
1.0
>>> qfac(4, 3)
2080.0
>>> qfac(5, 6)

```

(continues on next page)

(continued from previous page)

```
121226245.0
>>> qfac(1+1j, 2+1j)
(0.4370556551322672478613695 + 0.2609739839216039203708921j)
```

Hypergeometric q-series

qhyper()

`mpmath.qhyper(a_s, b_s, q, z, **kwargs)`

Evaluates the basic hypergeometric series or hypergeometric q-series

$${}_r\phi_s \left[\begin{matrix} a_1 & a_2 & \dots & a_r \\ b_1 & b_2 & \dots & b_s \end{matrix}; q, z \right] = \sum_{n=0}^{\infty} \frac{(a_1; q)_n, \dots, (a_r; q)_n}{(b_1; q)_n, \dots, (b_s; q)_n} \left((-1)^n q^{\binom{n}{2}} \right)^{1+s-r} \frac{z^n}{(q; q)_n}$$

where $(a; q)_n$ denotes the q-Pochhammer symbol (see [qp\(\)](#)).

Examples

Evaluation works for real and complex arguments:

```
>>> from mpmath import *
>>> mp.dps = 25; mp.pretty = True
>>> qhyper([0.5], [2.25], 0.25, 4)
-0.1975849091263356009534385
>>> qhyper([0.5], [2.25], 0.25-0.25j, 4)
(2.806330244925716649839237 + 3.568997623337943121769938j)
>>> qhyper([1+j], [2, 3+0.5j], 0.25, 3+4j)
(9.112885171773400017270226 - 1.272756997166375050700388j)
```

Comparing with a summation of the defining series, using [nsum\(\)](#):

```
>>> b, q, z = 3, 0.25, 0.5
>>> qhyper([], [b], q, z)
0.6221136748254495583228324
>>> nsum(lambda n: z**n / qp(q, q, n) / qp(b, q, n) * q**(n*(n-1)), [0, inf])
0.6221136748254495583228324
```

3.2 Numerical calculus

3.2.1 Polynomials

See also [taylor\(\)](#) and [chebyfit\(\)](#) for approximation of functions by polynomials.

Polynomial evaluation (polyval)

`mpmath.polyval(coeffs, x, derivative=False)`

Given coefficients $[c_n, \dots, c_2, c_1, c_0]$ and a number x , `polyval()` evaluates the polynomial

$$P(x) = c_n x^n + \dots + c_2 x^2 + c_1 x + c_0.$$

If `derivative=True` is set, `polyval()` simultaneously evaluates $P(x)$ with the derivative, $P'(x)$, and returns the tuple $(P(x), P'(x))$.

```
>>> from mpmath import *
>>> mp.pretty = True
>>> polyval([3, 0, 2], 0.5)
2.75
>>> polyval([3, 0, 2], 0.5, derivative=True)
(2.75, 3.0)
```

The coefficients and the evaluation point may be any combination of real or complex numbers.

Polynomial roots (polyroots)

`mpmath.polyroots(coeffs, maxsteps=50, cleanup=True, extraprec=10, error=False, roots_init=None)`

Computes all roots (real or complex) of a given polynomial.

The roots are returned as a sorted list, where real roots appear first followed by complex conjugate roots as adjacent elements. The polynomial should be given as a list of coefficients, in the format used by `polyval()`. The leading coefficient must be nonzero.

With `error=True`, `polyroots()` returns a tuple $(roots, err)$ where *err* is an estimate of the maximum error among the computed roots.

Examples

Finding the three real roots of $x^3 - x^2 - 14x + 24$:

```
>>> from mpmath import *
>>> mp.dps = 15; mp.pretty = True
>>> nprint(polyroots([1, -1, -14, 24]), 4)
[-4.0, 2.0, 3.0]
```

Finding the two complex conjugate roots of $4x^2 + 3x + 2$, with an error estimate:

```
>>> roots, err = polyroots([4, 3, 2], error=True)
>>> for r in roots:
...     print(r)
...
(-0.375 + 0.59947894041409j)
(-0.375 - 0.59947894041409j)
>>>
>>> err
2.22044604925031e-16
>>>
>>> polyval([4, 3, 2], roots[0])
(2.22044604925031e-16 + 0.0j)
>>> polyval([4, 3, 2], roots[1])
(2.22044604925031e-16 + 0.0j)
```

The following example computes all the 5th roots of unity; that is, the roots of $x^5 - 1$:

```
>>> mp.dps = 20
>>> for r in polyroots([1, 0, 0, 0, 0, -1]):
...     print(r)
...
1.0
(-0.8090169943749474241 + 0.58778525229247312917j)
(-0.8090169943749474241 - 0.58778525229247312917j)
(0.3090169943749474241 + 0.95105651629515357212j)
(0.3090169943749474241 - 0.95105651629515357212j)
```

Precision and conditioning

The roots are computed to the current working precision accuracy. If this accuracy cannot be achieved in `maxsteps` steps, then a `NoConvergence` exception is raised. The algorithm internally is using the current working precision extended by `extraprec`. If `NoConvergence` was raised, that is caused either by not having enough extra precision to achieve convergence (in which case increasing `extraprec` should fix the problem) or too low `maxsteps` (in which case increasing `maxsteps` should fix the problem), or a combination of both.

The user should always do a convergence study with regards to `extraprec` to ensure accurate results. It is possible to get convergence to a wrong answer with too low `extraprec`.

Provided there are no repeated roots, `polyroots()` can typically compute all roots of an arbitrary polynomial to high precision:

```
>>> mp.dps = 60
>>> for r in polyroots([1, 0, -10, 0, 1]):
...     print(r)
...
-3.14626436994197234232913506571557044551247712918732870123249
-0.317837245195782244725757617296174288373133378433432554879127
0.317837245195782244725757617296174288373133378433432554879127
3.14626436994197234232913506571557044551247712918732870123249
>>>
>>> sqrt(3) + sqrt(2)
3.14626436994197234232913506571557044551247712918732870123249
>>> sqrt(3) - sqrt(2)
0.317837245195782244725757617296174288373133378433432554879127
```

Algorithm

`polyroots()` implements the Durand-Kerner method [1], which uses complex arithmetic to locate all roots simultaneously. The Durand-Kerner method can be viewed as approximately performing simultaneous Newton iteration for all the roots. In particular, the convergence to simple roots is quadratic, just like Newton's method.

Although all roots are internally calculated using complex arithmetic, any root found to have an imaginary part smaller than the estimated numerical error is truncated to a real number (small real parts are also chopped). Real roots are placed first in the returned list, sorted by value. The remaining complex roots are sorted by their real parts so that conjugate roots end up next to each other.

References

1. http://en.wikipedia.org/wiki/Durand-Kerner_method

3.2.2 Root-finding and optimization

Root-finding (`findroot`)

`mpmath.findroot(f, x0, solver=Secant, tol=None, verbose=False, verify=True, **kwargs)`

Find an approximate solution to $f(x) = 0$, using $x0$ as starting point or interval for x .

Multidimensional overdetermined systems are supported. You can specify them using a function or a list of functions.

Mathematically speaking, this function returns x such that $|f(x)|^2 \leq \text{tol}$ is true within the current working precision. If the computed value does not meet this criterion, an exception is raised. This exception can be disabled with `verify=False`.

For interval arithmetic (`iv.findroot()`), please note that the returned interval \mathbf{x} is not guaranteed to contain $f(x) = 0$! It is only some x for which $|f(x)|^2 \leq \text{tol}$ certainly holds regardless of numerical error. This may be improved in the future.

Arguments

f

one dimensional function

x0

starting point, several starting points or interval (depends on solver)

tol

the returned solution has an error smaller than this

verbose

print additional information for each iteration if true

verify

verify the solution and raise a `ValueError` if $|f(x)|^2 > \text{tol}$

solver

a generator for f and $x0$ returning approximative solution and error

maxsteps

after how many steps the solver will cancel

df

first derivative of f (used by some solvers)

d2f

second derivative of f (used by some solvers)

multidimensional

force multidimensional solving

J

Jacobian matrix of f (used by multidimensional solvers)

norm

used vector norm (used by multidimensional solvers)

solver has to be callable with $(f, x0, **kwargs)$ and return an generator yielding pairs of approximative solution and estimated error (which is expected to be positive). You can use the following string aliases: 'secant', 'mnewton', 'halley', 'muller', 'illinois', 'pegasus', 'anderson', 'ridder', 'anewton', 'bisect'

See `mpmath.calculus.optimization` for their documentation.

Examples

The function `findroot()` locates a root of a given function using the secant method by default. A simple example use of the secant method is to compute π as the root of $\sin x$ closest to $x_0 = 3$:

```
>>> from mpmath import *
>>> mp.dps = 30; mp.pretty = True
>>> findroot(sin, 3)
3.14159265358979323846264338328
```

The secant method can be used to find complex roots of analytic functions, although it must in that case generally be given a nonreal starting value (or else it will never leave the real line):

```
>>> mp.dps = 15
>>> findroot(lambda x: x**3 + 2*x + 1, j)
(0.226698825758202 + 1.46771150871022j)
```

A nice application is to compute nontrivial roots of the Riemann zeta function with many digits (good initial values are needed for convergence):

```
>>> mp.dps = 30
>>> findroot(zeta, 0.5+14j)
(0.5 + 14.1347251417346937904572519836j)
```

The secant method can also be used as an optimization algorithm, by passing it a derivative of a function. The following example locates the positive minimum of the gamma function:

```
>>> mp.dps = 20
>>> findroot(lambda x: diff(gamma, x), 1)
1.4616321449683623413
```

Finally, a useful application is to compute inverse functions, such as the Lambert W function which is the inverse of we^w , given the first term of the solution's asymptotic expansion as the initial value. In basic cases, this gives identical results to mpmath's built-in `lambertw` function:

```
>>> def lambert(x):
...     return findroot(lambda w: w*exp(w) - x, log(1+x))
...
>>> mp.dps = 15
>>> lambert(1); lambertw(1)
0.567143290409784
0.567143290409784
>>> lambert(1000); lambertw(1000)
5.2496028524016
5.2496028524016
```

Multidimensional functions are also supported:

```
>>> f = [lambda x1, x2: x1**2 + x2,
...      lambda x1, x2: 5*x1**2 - 3*x1 + 2*x2 - 3]
>>> findroot(f, (0, 0))
[-0.618033988749895]
[-0.381966011250105]
>>> findroot(f, (10, 10))
[ 1.61803398874989]
[-2.61803398874989]
```

You can verify this by solving the system manually.

Please note that the following (more general) syntax also works:

```
>>> def f(x1, x2):
...     return x1**2 + x2, 5*x1**2 - 3*x1 + 2*x2 - 3
...
>>> findroot(f, (0, 0))
[-0.618033988749895]
[-0.381966011250105]
```

Multiple roots

For multiple roots all methods of the Newtonian family (including secant) converge slowly. Consider this example:

```
>>> f = lambda x: (x - 1)**99
>>> findroot(f, 0.9, verify=False)
0.918073542444929
```

Even for a very close starting point the secant method converges very slowly. Use `verbose=True` to illustrate this.

It is possible to modify Newton's method to make it converge regardless of the root's multiplicity:

```
>>> findroot(f, -10, solver='mnewton')
1.0
```

This variant uses the first and second derivative of the function, which is not very efficient.

Alternatively you can use an experimental Newtonian solver that keeps track of the speed of convergence and accelerates it using Steffensen's method if necessary:

```
>>> findroot(f, -10, solver='anewton', verbose=True)
x:      -9.88888888888888888889
error: 0.11111111111111111111
converging slowly
x:      -9.77890011223344556678
error: 0.10998877665544332211
converging slowly
x:      -9.67002233332199662166
error: 0.108877778911448945119
converging slowly
accelerating convergence
x:      -9.5622443299551077669
error: 0.107778003366888854764
converging slowly
x:      0.9999999999999999214
error: 10.562244329955107759
x:      1.0
error: 7.8598304758094664213e-18
ZeroDivisionError: canceled with x = 1.0
1.0
```

Complex roots

For complex roots it's recommended to use Muller's method as it converges even for real starting points very fast:

```
>>> findroot(lambda x: x**4 + x + 1, (0, 1, 2), solver='muller')
(0.727136084491197 + 0.934099289460529j)
```

Intersection methods

When you need to find a root in a known interval, it's highly recommended to use an intersection-based solver like 'anderson' or 'ridder'. Usually they converge faster and more reliable. They have however problems with multiple roots and usually need a sign change to find a root:

```
>>> findroot(lambda x: x**3, (-1, 1), solver='anderson')
0.0
```

Be careful with symmetric functions:

```
>>> findroot(lambda x: x**2, (-1, 1), solver='anderson')
Traceback (most recent call last):
...
ZeroDivisionError
```

It fails even for better starting points, because there is no sign change:

```
>>> findroot(lambda x: x**2, (-1, .5), solver='anderson')
Traceback (most recent call last):
...
ValueError: Could not find root within given tolerance. (1.0 > 2.
↪ 16840434497100886801e-19)
Try another starting point or tweak arguments.
```

Solvers

class mpmath.calculus.optimization.**Secant**(ctx, f, x0, **kwargs)

1d-solver generating pairs of approximative root and error.

Needs starting points x0 and x1 close to the root. x1 defaults to x0 + 0.25.

Pro:

- converges fast

Contra:

- converges slowly for multiple roots

class mpmath.calculus.optimization.**Newton**(ctx, f, x0, **kwargs)

1d-solver generating pairs of approximative root and error.

Needs starting points x0 close to the root.

Pro:

- converges fast
- sometimes more robust than secant with bad second starting point

Contra:

- converges slowly for multiple roots
- needs first derivative
- 2 function evaluations per iteration

class mpmath.calculus.optimization.**MNewton**(ctx, f, x0, **kwargs)

1d-solver generating pairs of approximative root and error.

Needs starting point x0 close to the root. Uses modified Newton's method that converges fast regardless of the multiplicity of the root.

Pro:

- converges fast for multiple roots

Contra:

- needs first and second derivative of f
- 3 function evaluations per iteration

class mpmath.calculus.optimization.**Halley**(ctx, f, x0, **kwargs)

1d-solver generating pairs of approximative root and error.

Needs a starting point x0 close to the root. Uses Halley's method with cubic convergence rate.

Pro:

- converges even faster the Newton's method
- useful when computing with *many* digits

Contra:

- needs first and second derivative of f
- 3 function evaluations per iteration
- converges slowly for multiple roots

class mpmath.calculus.optimization.**Muller**(ctx, f, x0, **kwargs)

1d-solver generating pairs of approximative root and error.

Needs starting points x0, x1 and x2 close to the root. x1 defaults to x0 + 0.25; x2 to x1 + 0.25. Uses Muller's method that converges towards complex roots.

Pro:

- converges fast (somewhat faster than secant)
- can find complex roots

Contra:

- converges slowly for multiple roots
- may have complex values for real starting points and real roots

http://en.wikipedia.org/wiki/Muller's_method

class mpmath.calculus.optimization.**Bisection**(ctx, f, x0, **kwargs)

1d-solver generating pairs of approximative root and error.

Uses bisection method to find a root of f in [a, b]. Might fail for multiple roots (needs sign change).

Pro:

- robust and reliable

Contra:

- converges slowly
- needs sign change

class mpmath.calculus.optimization.**Illinois**(*ctx, f, x0, **kwargs*)

1d-solver generating pairs of approximative root and error.

Uses Illinois method or similar to find a root of f in $[a, b]$. Might fail for multiple roots (needs sign change). Combines bisection with secant (improved regula falsi).

The only difference between the methods is the scaling factor m , which is used to ensure convergence (you can choose one using the 'method' keyword):

Illinois method ('illinois'):

$m = 0.5$

Pegasus method ('pegasus'):

$m = fb/(fb + fz)$

Anderson-Björk method ('anderson'):

$m = 1 - fz/fb$ if positive else 0.5

Pro:

- converges very fast

Contra:

- has problems with multiple roots
- needs sign change

class mpmath.calculus.optimization.**Pegasus**(**args, **kwargs*)

1d-solver generating pairs of approximative root and error.

Uses Pegasus method to find a root of f in $[a, b]$. Wrapper for illinois to use `method='pegasus'`.

class mpmath.calculus.optimization.**Anderson**(**args, **kwargs*)

1d-solver generating pairs of approximative root and error.

Uses Anderson-Björk method to find a root of f in $[a, b]$. Wrapper for illinois to use `method='pegasus'`.

class mpmath.calculus.optimization.**Ridder**(*ctx, f, x0, **kwargs*)

1d-solver generating pairs of approximative root and error.

Ridders' method to find a root of f in $[a, b]$. Is told to perform as well as Brent's method while being simpler.

Pro:

- very fast
- simpler than Brent's method

Contra:

- two function evaluations per step
- has problems with multiple roots
- needs sign change

http://en.wikipedia.org/wiki/Ridders'_method

class mpmath.calculus.optimization.**ANewton**(ctx, f, x0, **kwargs)

EXPERIMENTAL 1d-solver generating pairs of approximative root and error.

Uses Newton's method modified to use Steffensen's method when convergence is slow. (I.e. for multiple roots.)

class mpmath.calculus.optimization.**MDNewton**(ctx, f, x0, **kwargs)

Find the root of a vector function numerically using Newton's method.

f is a vector function representing a nonlinear equation system.

x0 is the starting point close to the root.

J is a function returning the Jacobian matrix for a point.

Supports overdetermined systems.

Use the 'norm' keyword to specify which norm to use. Defaults to max-norm. The function to calculate the Jacobian matrix can be given using the keyword 'J'. Otherwise it will be calculated numerically.

Please note that this method converges only locally. Especially for high-dimensional systems it is not trivial to find a good starting point being close enough to the root.

It is recommended to use a faster, low-precision solver from SciPy [1] or OpenOpt [2] to get an initial guess. Afterwards you can use this method for root-polishing to any precision.

[1] <http://scipy.org>

[2] <http://openopt.org/Welcome>

3.2.3 Sums, products, limits and extrapolation

The functions listed here permit approximation of infinite sums, products, and other sequence limits. Use `mpmath.fsum()` and `mpmath.fprod()` for summation and multiplication of finite sequences.

Summation

nsum()

`mpmath.nsum(f, *intervals, **options)`

Computes the sum

$$S = \sum_{k=a}^b f(k)$$

where $(a, b) = \text{interval}$, and where $a = -\infty$ and/or $b = \infty$ are allowed, or more generally

$$S = \sum_{k_1=a_1}^{b_1} \cdots \sum_{k_n=a_n}^{b_n} f(k_1, \dots, k_n)$$

if multiple intervals are given.

Two examples of infinite series that can be summed by `nsum()`, where the first converges rapidly and the second converges slowly, are:

```

>>> from mpmath import *
>>> mp.dps = 15; mp.pretty = True
>>> nsum(lambda n: 1/fac(n), [0, inf])
2.71828182845905
>>> nsum(lambda n: 1/n**2, [1, inf])
1.64493406684823

```

When appropriate, `nsum()` applies convergence acceleration to accurately estimate the sums of slowly convergent series. If the series is finite, `nsum()` currently does not attempt to perform any extrapolation, and simply calls `fsum()`.

Multidimensional infinite series are reduced to a single-dimensional series over expanding hypercubes; if both infinite and finite dimensions are present, the finite ranges are moved innermost. For more advanced control over the summation order, use nested calls to `nsum()`, or manually rewrite the sum as a single-dimensional series.

Options

tol

Desired maximum final error. Defaults roughly to the epsilon of the working precision.

method

Which summation algorithm to use (described below). Default: 'richardson+shanks'.

maxterms

Cancel after at most this many terms. Default: 10*dps.

steps

An iterable giving the number of terms to add between each extrapolation attempt. The default sequence is [10, 20, 30, 40, ...]. For example, if you know that approximately 100 terms will be required, efficiency might be improved by setting this to [100, 10]. Then the first extrapolation will be performed after 100 terms, the second after 110, etc.

verbose

Print details about progress.

ignore

If enabled, any term that raises `ArithmeticError` or `ValueError` (e.g. through division by zero) is replaced by a zero. This is convenient for lattice sums with a singular term near the origin.

Methods

Unfortunately, an algorithm that can efficiently sum any infinite series does not exist. `nsum()` implements several different algorithms that each work well in different cases. The *method* keyword argument selects a method.

The default method is 'r+s', i.e. both Richardson extrapolation and Shanks transformation is attempted. A slower method that handles more cases is 'r+s+e'. For very high precision summation, or if the summation needs to be fast (for example if multiple sums need to be evaluated), it is a good idea to investigate which one method works best and only use that.

'richardson' / 'r':

Uses Richardson extrapolation. Provides useful extrapolation when $f(k) \sim P(k)/Q(k)$ or when $f(k) \sim (-1)^k P(k)/Q(k)$ for polynomials P and Q . See `richardson()` for additional information.

'shanks' / 's':

Uses Shanks transformation. Typically provides useful extrapolation when $f(k) \sim c^k$ or when successive terms alternate signs. Is able to sum some divergent series. See `shanks()` for additional information.

'levin' / 'l':

Uses the Levin transformation. It performs better than the Shanks transformation for logarithmic convergent or alternating divergent series. The 'levin_variant'-keyword selects the variant. Valid choices are

“u”, “t”, “v” and “all” whereby “all” uses all three u, t and v simultaneously (This is good for performance comparison in conjunction with “verbose=True”). Instead of the Levin transform one can also use the Sidi-S transform by selecting the method 'sidi'. See [levin\(\)](#) for additional details.

'alternating' / 'a':

This is the convergence acceleration of alternating series developed by Cohen, Villegras and Zagier. See [cohen_alt\(\)](#) for additional details.

'euler-maclaurin' / 'e':

Uses the Euler-Maclaurin summation formula to approximate the remainder sum by an integral. This requires high-order numerical derivatives and numerical integration. The advantage of this algorithm is that it works regardless of the decay rate of f , as long as f is sufficiently smooth. See [sumem\(\)](#) for additional information.

'direct' / 'd':

Does not perform any extrapolation. This can be used (and should only be used for) rapidly convergent series. The summation automatically stops when the terms decrease below the target tolerance.

Basic examples

A finite sum:

```
>>> nsum(lambda k: 1/k, [1, 6])
2.45
```

Summation of a series going to negative infinity and a doubly infinite series:

```
>>> nsum(lambda k: 1/k**2, [-inf, -1])
1.64493406684823
>>> nsum(lambda k: 1/(1+k**2), [-inf, inf])
3.15334809493716
```

[nsum\(\)](#) handles sums of complex numbers:

```
>>> nsum(lambda k: (0.5+0.25j)**k, [0, inf])
(1.6 + 0.8j)
```

The following sum converges very rapidly, so it is most efficient to sum it by disabling convergence acceleration:

```
>>> mp.dps = 1000
>>> a = nsum(lambda k: -(-1)**k * k**2 / fac(2*k), [1, inf],
...         method='direct')
>>> b = (cos(1)+sin(1))/4
>>> abs(a-b) < mpf('1e-998')
True
```

Examples with Richardson extrapolation

Richardson extrapolation works well for sums over rational functions, as well as their alternating counterparts:

```
>>> mp.dps = 50
>>> nsum(lambda k: 1 / k**3, [1, inf],
...     method='richardson')
1.2020569031595942853997381615114499907649862923405
>>> zeta(3)
1.2020569031595942853997381615114499907649862923405
```

(continues on next page)

(continued from previous page)

```

>>> nsum(lambda n: (n + 3)/(n**3 + n**2), [1, inf],
...       method='richardson')
2.9348022005446793094172454999380755676568497036204
>>> pi**2/2-2
2.9348022005446793094172454999380755676568497036204

>>> nsum(lambda k: (-1)**k / k**3, [1, inf],
...       method='richardson')
-0.90154267736969571404980362113358749307373971925537
>>> -3*zeta(3)/4
-0.90154267736969571404980362113358749307373971925538

```

Examples with Shanks transformation

The Shanks transformation works well for geometric series and typically provides excellent acceleration for Taylor series near the border of their disk of convergence. Here we apply it to a series for $\log(2)$, which can be seen as the Taylor series for $\log(1+x)$ with $x=1$:

```

>>> nsum(lambda k: -(-1)**k/k, [1, inf],
...       method='shanks')
0.69314718055994530941723212145817656807550013436025
>>> log(2)
0.69314718055994530941723212145817656807550013436025

```

Here we apply it to a slowly convergent geometric series:

```

>>> nsum(lambda k: mpf('0.995')**k, [0, inf],
...       method='shanks')
200.0

```

Finally, Shanks' method works very well for alternating series where $f(k) = (-1)^k g(k)$, and often does so regardless of the exact decay rate of $g(k)$:

```

>>> mp.dps = 15
>>> nsum(lambda k: (-1)**(k+1) / k**1.5, [1, inf],
...       method='shanks')
0.765147024625408
>>> (2-sqrt(2))*zeta(1.5)/2
0.765147024625408

```

The following slowly convergent alternating series has no known closed-form value. Evaluating the sum a second time at higher precision indicates that the value is probably correct:

```

>>> nsum(lambda k: (-1)**k / log(k), [2, inf],
...       method='shanks')
0.924299897222939
>>> mp.dps = 30
>>> nsum(lambda k: (-1)**k / log(k), [2, inf],
...       method='shanks')
0.92429989722293885595957018136

```

Examples with Levin transformation

The following example calculates Euler's constant as the constant term in the Laurent expansion of $\zeta(s)$ at $s=1$. This sum converges extremely slow because of the logarithmic convergence behaviour of the Dirichlet series

for zeta.

```
>>> mp.dps = 30
>>> z = mp.mpf(10) ** (-10)
>>> a = mp.nsum(lambda n: n**(-(1+z)), [1, mp.inf], method = "levin") - 1 / z
>>> print(mp.chop(a - mp.euler, tol = 1e-10))
0.0
```

Now we sum the zeta function outside its range of convergence (attention: This does not work at the negative integers!):

```
>>> mp.dps = 15
>>> w = mp.nsum(lambda n: n ** (2 + 3j), [1, mp.inf], method = "levin", levin_
↳ variant = "v")
>>> print(mp.chop(w - mp.zeta(-2-3j)))
0.0
```

The next example resummates an asymptotic series expansion of an integral related to the exponential integral.

```
>>> mp.dps = 15
>>> z = mp.mpf(10)
>>> # exact = mp.quad(lambda x: mp.exp(-x)/(1+x/z), [0, mp.inf])
>>> exact = z * mp.exp(z) * mp.expint(1, z) # this is the symbolic expression for
↳ the integral
>>> w = mp.nsum(lambda n: (-1) ** n * mp.fac(n) * z ** (-n), [0, mp.inf], method =
↳ "sidi", levin_variant = "t")
>>> print(mp.chop(w - exact))
0.0
```

Following highly divergent asymptotic expansion needs some care. Firstly we need copious amount of working precision. Secondly the stepsize must not be chosen too large, otherwise nsum may miss the point where the Levin transform converges and reach the point where only numerical garbage is produced due to numerical cancellation.

```
>>> mp.dps = 15
>>> z = mp.mpf(2)
>>> # exact = mp.quad(lambda x: mp.exp(-x * x / 2 - z * x ** 4), [0, mp.inf]) * 2 /
↳ mp.sqrt(2 * mp.pi)
>>> exact = mp.exp(mp.one / (32 * z)) * mp.besselk(mp.one / 4, mp.one / (32 * z)) /
↳ (4 * mp.sqrt(z * mp.pi)) # this is the symbolic expression for the integral
>>> w = mp.nsum(lambda n: (-z)**n * mp.fac(4 * n) / (mp.fac(n) * mp.fac(2 * n) * (4
↳ ** n)),
... [0, mp.inf], method = "levin", levin_variant = "t", workprec = 8*mp.prec,
↳ steps = [2] + [1 for x in xrange(1000)])
>>> print(mp.chop(w - exact))
0.0
```

The hypergeometric function can also be summed outside its range of convergence:

```
>>> mp.dps = 15
>>> z = 2 + 1j
>>> exact = mp.hyp2f1(2 / mp.mpf(3), 4 / mp.mpf(3), 1 / mp.mpf(3), z)
>>> f = lambda n: mp.rf(2 / mp.mpf(3), n) * mp.rf(4 / mp.mpf(3), n) * z**n / (mp.
↳ rf(1 / mp.mpf(3), n) * mp.fac(n))
>>> v = mp.nsum(f, [0, mp.inf], method = "levin", steps = [10 for x in
```

(continues on next page)

(continued from previous page)

```

↪ xrange(1000)])
>>> print(mp.chop(exact-v))
0.0

```

Examples with Cohen's alternating series resummation

The next example sums the alternating zeta function:

```

>>> v = mp.nsum(lambda n: (-1)**(n-1) / n, [1, mp.inf], method = "a")
>>> print(mp.chop(v - mp.log(2)))
0.0

```

The derivate of the alternating zeta function outside its range of convergence:

```

>>> v = mp.nsum(lambda n: (-1)**n * mp.log(n) * n, [1, mp.inf], method = "a")
↪ ")
>>> print(mp.chop(v - mp.diff(lambda s: mp.altzeta(s), -1)))
0.0

```

Examples with Euler-Maclaurin summation

The sum in the following example has the wrong rate of convergence for either Richardson or Shanks to be effective.

```

>>> f = lambda k: log(k)/k**2.5
>>> mp.dps = 15
>>> nsum(f, [1, inf], method='euler-maclaurin')
0.38734195032621
>>> -diff(zeta, 2.5)
0.38734195032621

```

Increasing steps improves speed at higher precision:

```

>>> mp.dps = 50
>>> nsum(f, [1, inf], method='euler-maclaurin', steps=[250])
0.38734195032620997271199237593105101319948228874688
>>> -diff(zeta, 2.5)
0.38734195032620997271199237593105101319948228874688

```

Divergent series

The Shanks transformation is able to sum some *divergent* series. In particular, it is often able to sum Taylor series beyond their radius of convergence (this is due to a relation between the Shanks transformation and Pade approximations; see [pade\(\)](#) for an alternative way to evaluate divergent Taylor series). Furthermore the Levin-transform examples above contain some divergent series resummation.

Here we apply it to $\log(1+x)$ far outside the region of convergence:

```

>>> mp.dps = 50
>>> nsum(lambda k: -(-9)**k/k, [1, inf],
...      method='shanks')
2.3025850929940456840179914546843642076011014886288
>>> log(10)
2.3025850929940456840179914546843642076011014886288

```

A particular type of divergent series that can be summed using the Shanks transformation is geometric series. The result is the same as using the closed-form formula for an infinite geometric series:

```
>>> mp.dps = 15
>>> for n in range(-8, 8):
...     if n == 1:
...         continue
...     print("%s %s %s" % (mpf(n), mpf(1)/(1-n),
...         nsum(lambda k: n**k, [0, inf], method='shanks'))))
...
-8.0 0.111111111111111 0.111111111111111
-7.0 0.125 0.125
-6.0 0.142857142857143 0.142857142857143
-5.0 0.166666666666667 0.166666666666667
-4.0 0.2 0.2
-3.0 0.25 0.25
-2.0 0.333333333333333 0.333333333333333
-1.0 0.5 0.5
0.0 1.0 1.0
2.0 -1.0 -1.0
3.0 -0.5 -0.5
4.0 -0.333333333333333 -0.333333333333333
5.0 -0.25 -0.25
6.0 -0.2 -0.2
7.0 -0.166666666666667 -0.166666666666667
```

Multidimensional sums

Any combination of finite and infinite ranges is allowed for the summation indices:

```
>>> mp.dps = 15
>>> nsum(lambda x,y: x+y, [2,3], [4,5])
28.0
>>> nsum(lambda x,y: x/2**y, [1,3], [1,inf])
6.0
>>> nsum(lambda x,y: y/2**x, [1,inf], [1,3])
6.0
>>> nsum(lambda x,y,z: z/(2**x*2**y), [1,inf], [1,inf], [3,4])
7.0
>>> nsum(lambda x,y,z: y/(2**x*2**z), [1,inf], [3,4], [1,inf])
7.0
>>> nsum(lambda x,y,z: x/(2**z*2**y), [3,4], [1,inf], [1,inf])
7.0
```

Some nice examples of double series with analytic solutions or reductions to single-dimensional series (see [1]):

```
>>> nsum(lambda m, n: 1/2**(m*n), [1,inf], [1,inf])
1.60669515241529
>>> nsum(lambda n: 1/(2**n-1), [1,inf])
1.60669515241529

>>> nsum(lambda i,j: (-1)**(i+j)/(i**2+j**2), [1,inf], [1,inf])
0.278070510848213
>>> pi*(pi-3*ln2)/12
```

(continues on next page)

(continued from previous page)

```

0.278070510848213

>>> nsum(lambda i,j: (-1)**(i+j)/(i+j)**2, [1,inf], [1,inf])
0.129319852864168
>>> altzeta(2) - altzeta(1)
0.129319852864168

>>> nsum(lambda i,j: (-1)**(i+j)/(i+j)**3, [1,inf], [1,inf])
0.0790756439455825
>>> altzeta(3) - altzeta(2)
0.0790756439455825

>>> nsum(lambda m,n: m**2*n/(3**m*(n*3**m+m*3**n)),
...       [1,inf], [1,inf])
0.28125
>>> mpf(9)/32
0.28125

>>> nsum(lambda i,j: fac(i-1)*fac(j-1)/fac(i+j),
...       [1,inf], [1,inf], workprec=400)
1.64493406684823
>>> zeta(2)
1.64493406684823

```

A hard example of a multidimensional sum is the Madelung constant in three dimensions (see [2]). The defining sum converges very slowly and only conditionally, so `nsum()` is lucky to obtain an accurate value through convergence acceleration. The second evaluation below uses a much more efficient, rapidly convergent 2D sum:

```

>>> nsum(lambda x,y,z: (-1)**(x+y+z)/(x*x+y*y+z*z)**0.5,
...       [-inf,inf], [-inf,inf], [-inf,inf], ignore=True)
-1.74756459463318
>>> nsum(lambda x,y: -12*pi*sech(0.5*pi * \
...       sqrt((2*x+1)**2+(2*y+1)**2))**2, [0,inf], [0,inf])
-1.74756459463318

```

Another example of a lattice sum in 2D:

```

>>> nsum(lambda x,y: (-1)**(x+y) / (x**2+y**2), [-inf,inf],
...       [-inf,inf], ignore=True)
-2.1775860903036
>>> -pi*ln2
-2.1775860903036

```

An example of an Eisenstein series:

```

>>> nsum(lambda m,n: (m+n*1j)**(-4), [-inf,inf], [-inf,inf],
...       ignore=True)
(3.1512120021539 + 0.0j)

```

References

1. [Weisstein] <http://mathworld.wolfram.com/DoubleSeries.html>,
2. [Weisstein] <http://mathworld.wolfram.com/MadelungConstants.html>

sumem()

`mpmath.sumem(f, interval, tol=None, reject=10, integral=None, adiffs=None, bdiffs=None, verbose=False, error=False, _fast_abort=False)`

Uses the Euler-Maclaurin formula to compute an approximation accurate to within `tol` (which defaults to the present epsilon) of the sum

$$S = \sum_{k=a}^b f(k)$$

where (a, b) are given by `interval` and a or b may be infinite. The approximation is

$$S \sim \int_a^b f(x) dx + \frac{f(a) + f(b)}{2} + \sum_{k=1}^{\infty} \frac{B_{2k}}{(2k)!} \left(f^{(2k-1)}(b) - f^{(2k-1)}(a) \right).$$

The last sum in the Euler-Maclaurin formula is not generally convergent (a notable exception is if f is a polynomial, in which case Euler-Maclaurin actually gives an exact result).

The summation is stopped as soon as the quotient between two consecutive terms falls below `reject`. That is, by default (`reject = 10`), the summation is continued as long as each term adds at least one decimal.

Although not convergent, convergence to a given tolerance can often be “forced” if $b = \infty$ by summing up to $a + N$ and then applying the Euler-Maclaurin formula to the sum over the range $(a + N + 1, \dots, \infty)$. This procedure is implemented by `nsum()`.

By default numerical quadrature and differentiation is used. If the symbolic values of the integral and end-point derivatives are known, it is more efficient to pass the value of the integral explicitly as `integral` and the derivatives explicitly as `adiffs` and `bdiffs`. The derivatives should be given as iterables that yield $f(a), f'(a), f''(a), \dots$ (and the equivalent for b).

Examples

Summation of an infinite series, with automatic and symbolic integral and derivative values (the second should be much faster):

```
>>> from mpmath import *
>>> mp.dps = 50; mp.pretty = True
>>> sumem(lambda n: 1/n**2, [32, inf])
0.03174336652030209012658168043874142714132886413417
>>> I = mpf(1)/32
>>> D = adiffs=[(-1)**n*fac(n+1)*32**(-2-n) for n in range(999)]
>>> sumem(lambda n: 1/n**2, [32, inf], integral=I, adiffs=D)
0.03174336652030209012658168043874142714132886413417
```

An exact evaluation of a finite polynomial sum:

```
>>> sumem(lambda n: n**5-12*n**2+3*n, [-100000, 200000])
10500155000624963999742499550000.0
>>> print(sum(n**5-12*n**2+3*n for n in range(-100000, 200001)))
10500155000624963999742499550000
```

sumap()

`mpmath.sumap(f, interval, integral=None, error=False)`

Evaluates an infinite series of an analytic summand f using the Abel-Plana formula

$$\sum_{k=0}^{\infty} f(k) = \int_0^{\infty} f(t) dt + \frac{1}{2} f(0) + i \int_0^{\infty} \frac{f(it) - f(-it)}{e^{2\pi t} - 1} dt.$$

Unlike the Euler-Maclaurin formula (see [sumem\(\)](#)), the Abel-Plana formula does not require derivatives. However, it only works when $|f(it) - f(-it)|$ does not increase too rapidly with t .

Examples

The Abel-Plana formula is particularly useful when the summand decreases like a power of k ; for example when the sum is a pure zeta function:

```

>>> from mpmath import *
>>> mp.dps = 25; mp.pretty = True
>>> sumap(lambda k: 1/k**2.5, [1,inf])
1.34148725725091717975677
>>> zeta(2.5)
1.34148725725091717975677
>>> sumap(lambda k: 1/(k+1j)**(2.5+2.5j), [1,inf])
(-3.385361068546473342286084 - 0.7432082105196321803869551j)
>>> zeta(2.5+2.5j, 1+1j)
(-3.385361068546473342286084 - 0.7432082105196321803869551j)

```

If the series is alternating, numerical quadrature along the real line is likely to give poor results, so it is better to evaluate the first term symbolically whenever possible:

```

>>> n=3; z=-0.75
>>> I = expint(n, -log(z))
>>> chop(sumap(lambda k: z**k / k**n, [1,inf], integral=I))
-0.6917036036904594510141448
>>> polylog(n, z)
-0.6917036036904594510141448

```

Products

nprod()

`mpmath.nprod(f, interval, nsum=False, **kwargs)`

Computes the product

$$P = \prod_{k=a}^b f(k)$$

where $(a, b) = \text{interval}$, and where $a = -\infty$ and/or $b = \infty$ are allowed.

By default, [nprod\(\)](#) uses the same extrapolation methods as [nsum\(\)](#), except applied to the partial products rather than partial sums, and the same keyword options as for [nsum\(\)](#) are supported. If `nsum=True`, the product is instead computed via [nsum\(\)](#) as

$$P = \exp \left(\sum_{k=a}^b \log(f(k)) \right).$$

This is slower, but can sometimes yield better results. It is also required (and used automatically) when Euler-Maclaurin summation is requested.

Examples

A simple finite product:

```
>>> from mpmath import *
>>> mp.dps = 25; mp.pretty = True
>>> nprod(lambda k: k, [1, 4])
24.0
```

A large number of infinite products have known exact values, and can therefore be used as a reference. Most of the following examples are taken from MathWorld [1].

A few infinite products with simple values are:

```
>>> 2*nprod(lambda k: (4*k**2)/(4*k**2-1), [1, inf])
3.141592653589793238462643
>>> nprod(lambda k: (1+1/k)**2/(1+2/k), [1, inf])
2.0
>>> nprod(lambda k: (k**3-1)/(k**3+1), [2, inf])
0.66666666666666666666666667
>>> nprod(lambda k: (1-1/k**2), [2, inf])
0.5
```

Next, several more infinite products with more complicated values:

```
>>> nprod(lambda k: exp(1/k**2), [1, inf]); exp(pi**2/6)
5.180668317897115748416626
5.180668317897115748416626

>>> nprod(lambda k: (k**2-1)/(k**2+1), [2, inf]); pi*csch(pi)
0.2720290549821331629502366
0.2720290549821331629502366

>>> nprod(lambda k: (k**4-1)/(k**4+1), [2, inf])
0.8480540493529003921296502
>>> pi*sinh(pi)/(cosh(sqrt(2)*pi)-cos(sqrt(2)*pi))
0.8480540493529003921296502

>>> nprod(lambda k: (1+1/k+1/k**2)**2/(1+2/k+3/k**2), [1, inf])
1.848936182858244485224927
>>> 3*sqrt(2)*cosh(pi*sqrt(3)/2)**2*csch(pi*sqrt(2))/pi
1.848936182858244485224927

>>> nprod(lambda k: (1-1/k**4), [2, inf]); sinh(pi)/(4*pi)
0.9190194775937444301739244
0.9190194775937444301739244

>>> nprod(lambda k: (1-1/k**6), [2, inf])
0.9826842777421925183244759
>>> (1+cosh(pi*sqrt(3)))/(12*pi**2)
0.9826842777421925183244759
```

(continues on next page)

(continued from previous page)

```
>>> nprod(lambda k: (1+1/k**2), [2, inf]); sinh(pi)/(2*pi)
1.838038955187488860347849
1.838038955187488860347849

>>> nprod(lambda n: (1+1/n)**n * exp(1/(2*n)-1), [1, inf])
1.447255926890365298959138
>>> exp(1+euler/2)/sqrt(2*pi)
1.447255926890365298959138
```

The following two products are equivalent and can be evaluated in terms of a Jacobi theta function. Pi can be replaced by any value (as long as convergence is preserved):

```
>>> nprod(lambda k: (1-pi**-k)/(1+pi**-k), [1, inf])
0.3838451207481672404778686
>>> nprod(lambda k: tanh(k*log(pi)/2), [1, inf])
0.3838451207481672404778686
>>> jtheta(4,0,1/pi)
0.3838451207481672404778686
```

This product does not have a known closed form value:

```
>>> nprod(lambda k: (1-1/2**k), [1, inf])
0.2887880950866024212788997
```

A product taken from $-\infty$:

```
>>> nprod(lambda k: 1-k**(-3), [-inf, -2])
0.8093965973662901095786805
>>> cosh(pi*sqrt(3)/2)/(3*pi)
0.8093965973662901095786805
```

A doubly infinite product:

```
>>> nprod(lambda k: exp(1/(1+k**2)), [-inf, inf])
23.41432688231864337420035
>>> exp(pi/tanh(pi))
23.41432688231864337420035
```

A product requiring the use of Euler-Maclaurin summation to compute an accurate value:

```
>>> nprod(lambda k: (1-1/k**2.5), [2, inf], method='e')
0.696155111336231052898125
```

References

1. [Weisstein] <http://mathworld.wolfram.com/InfiniteProduct.html>

Limits (limit)

limit()

`mpmath.limit(f, x, direction=1, exp=False, **kwargs)`

Computes an estimate of the limit

$$\lim_{t \rightarrow x} f(t)$$

where x may be finite or infinite.

For finite x , `limit()` evaluates $f(x + d/n)$ for consecutive integer values of n , where the approach direction d may be specified using the `direction` keyword argument. For infinite x , `limit()` evaluates values of $f(\text{sign}(x) \cdot n)$.

If the approach to the limit is not sufficiently fast to give an accurate estimate directly, `limit()` attempts to find the limit using Richardson extrapolation or the Shanks transformation. You can select between these methods using the `method` keyword (see documentation of `nsum()` for more information).

Options

The following options are available with essentially the same meaning as for `nsum()`: `tol`, `method`, `maxterms`, `steps`, `verbose`.

If the option `exp=True` is set, f will be sampled at exponentially spaced points $n = 2^1, 2^2, 2^3, \dots$ instead of the linearly spaced points $n = 1, 2, 3, \dots$. This can sometimes improve the rate of convergence so that `limit()` may return a more accurate answer (and faster). However, do note that this can only be used if f supports fast and accurate evaluation for arguments that are extremely close to the limit point (or if infinite, very large arguments).

Examples

A basic evaluation of a removable singularity:

```
>>> from mpmath import *
>>> mp.dps = 30; mp.pretty = True
>>> limit(lambda x: (x-sin(x))/x**3, 0)
0.16666666666666666666666666666667
```

Computing the exponential function using its limit definition:

```
>>> limit(lambda n: (1+3/n)**n, inf)
20.0855369231876677409285296546
>>> exp(3)
20.0855369231876677409285296546
```

A limit for π :

```
>>> f = lambda n: 2**(4*n+1)*fac(n)**4/(2*n+1)/fac(2*n)**2
>>> limit(f, inf)
3.14159265358979323846264338328
```

Calculating the coefficient in Stirling's formula:

```
>>> limit(lambda n: fac(n) / (sqrt(n)*(n/e)**n), inf)
2.50662827463100050241576528481
>>> sqrt(2*pi)
2.50662827463100050241576528481
```


Evaluating Euler's constant γ using the limit representation

$$\gamma = \lim_{n \rightarrow \infty} \left[\left(\sum_{k=1}^n \frac{1}{k} \right) - \log(n) \right]$$

(which converges notoriously slowly):

```
>>> f = lambda n: sum([mpf(1)/k for k in range(1,int(n)+1)]) - log(n)
>>> limit(f, inf)
0.577215664901532860606512090082
>>> +euler
0.577215664901532860606512090082
```

With default settings, the following limit converges too slowly to be evaluated accurately. Changing to exponential sampling however gives a perfect result:

```
>>> f = lambda x: sqrt(x**3+x**2)/(sqrt(x**3)+x)
>>> limit(f, inf)
0.992831158558330281129249686491
>>> limit(f, inf, exp=True)
1.0
```

Extrapolation

The following functions provide a direct interface to extrapolation algorithms. `nsum()` and `limit()` essentially work by calling the following functions with an increasing number of terms until the extrapolated limit is accurate enough.

The following functions may be useful to call directly if the precise number of terms needed to achieve a desired accuracy is known in advance, or if one wishes to study the convergence properties of the algorithms.

`richardson()`

`mpmath.richardson(seq)`

Given a list `seq` of the first N elements of a slowly convergent infinite sequence, `richardson()` computes the N -term Richardson extrapolate for the limit.

`richardson()` returns (v, c) where v is the estimated limit and c is the magnitude of the largest weight used during the computation. The weight provides an estimate of the precision lost to cancellation. Due to cancellation effects, the sequence must be typically be computed at a much higher precision than the target accuracy of the extrapolation.

Applicability and issues

The N -step Richardson extrapolation algorithm used by `richardson()` is described in [1].

Richardson extrapolation only works for a specific type of sequence, namely one converging like partial sums of $P(1)/Q(1) + P(2)/Q(2) + \dots$ where P and Q are polynomials. When the sequence does not converge at such a rate `richardson()` generally produces garbage.

Richardson extrapolation has the advantage of being fast: the N -term extrapolate requires only $O(N)$ arithmetic operations, and usually produces an estimate that is accurate to $O(N)$ digits. Contrast with the Shanks transformation (see `shanks()`), which requires $O(N^2)$ operations.

`richardson()` is unable to produce an estimate for the approximation error. One way to estimate the error is to perform two extrapolations with slightly different N and comparing the results.

Richardson extrapolation does not work for oscillating sequences. As a simple workaround, `richardson()` detects if the last three elements do not differ monotonically, and in that case applies extrapolation only to the even-index elements.

Example

Applying Richardson extrapolation to the Leibniz series for π :

```
>>> from mpmath import *
>>> mp.dps = 30; mp.pretty = True
>>> S = [4*sum(mpf(-1)**n/(2*n+1) for n in range(m))
...      for m in range(1,30)]
>>> v, c = richardson(S[:10])
>>> v
3.2126984126984126984126984127
>>> nprint([v-pi, c])
[0.0711058, 2.0]

>>> v, c = richardson(S[:30])
>>> v
3.14159265468624052829954206226
>>> nprint([v-pi, c])
[1.09645e-9, 20833.3]
```

References

1. [BenderOrszag] pp. 375-376

shanks()

`mpmath.shanks(seq, table=None, randomized=False)`

Given a list `seq` of the first N elements of a slowly convergent infinite sequence (A_k) , `shanks()` computes the iterated Shanks transformation $S(A), S(S(A)), \dots, S^{N/2}(A)$. The Shanks transformation often provides strong convergence acceleration, especially if the sequence is oscillating.

The iterated Shanks transformation is computed using the Wynn epsilon algorithm (see [1]). `shanks()` returns the full epsilon table generated by Wynn's algorithm, which can be read off as follows:

- The table is a list of lists forming a lower triangular matrix, where higher row and column indices correspond to more accurate values.
- The columns with even index hold dummy entries (required for the computation) and the columns with odd index hold the actual extrapolates.
- The last element in the last row is typically the most accurate estimate of the limit.
- The difference to the third last element in the last row provides an estimate of the approximation error.
- The magnitude of the second last element provides an estimate of the numerical accuracy lost to cancellation.

For convenience, so the extrapolation is stopped at an odd index so that `shanks(seq)[-1][-1]` always gives an estimate of the limit.

Optionally, an existing table can be passed to `shanks()`. This can be used to efficiently extend a previous computation after new elements have been appended to the sequence. The table will then be updated in-place.

The Shanks transformation

The Shanks transformation is defined as follows (see [2]): given the input sequence (A_0, A_1, \dots) , the transformed sequence is given by

$$S(A_k) = \frac{A_{k+1}A_{k-1} - A_k^2}{A_{k+1} + A_{k-1} - 2A_k}$$

The Shanks transformation gives the exact limit A_∞ in a single step if $A_k = A + aq^k$. Note in particular that it extrapolates the exact sum of a geometric series in a single step.

Applying the Shanks transformation once often improves convergence substantially for an arbitrary sequence, but the optimal effect is obtained by applying it iteratively: $S(S(A_k)), S(S(S(A_k))), \dots$

Wynn's epsilon algorithm provides an efficient way to generate the table of iterated Shanks transformations. It reduces the computation of each element to essentially a single division, at the cost of requiring dummy elements in the table. See [1] for details.

Precision issues

Due to cancellation effects, the sequence must typically be computed at a much higher precision than the target accuracy of the extrapolation.

If the Shanks transformation converges to the exact limit (such as if the sequence is a geometric series), then a division by zero occurs. By default, `shanks()` handles this case by terminating the iteration and returning the table it has generated so far. With `randomized=True`, it will instead replace the zero by a pseudorandom number close to zero. (TODO: find a better solution to this problem.)

Examples

We illustrate by applying Shanks transformation to the Leibniz series for π :

```
>>> from mpmath import *
>>> mp.dps = 50
>>> S = [4*sum(mpf(-1)**n/(2*n+1) for n in range(m))
...       for m in range(1,30)]
>>>
>>> T = shanks(S[:7])
>>> for row in T:
...     nprint(row)
...
[-0.75]
[1.25, 3.16667]
[-1.75, 3.13333, -28.75]
[2.25, 3.14524, 82.25, 3.14234]
[-2.75, 3.13968, -177.75, 3.14139, -969.937]
[3.25, 3.14271, 327.25, 3.14166, 3515.06, 3.14161]
```

The extrapolated accuracy is about 4 digits, and about 4 digits may have been lost due to cancellation:

```
>>> L = T[-1]
>>> nprint([abs(L[-1] - pi), abs(L[-1] - L[-3]), abs(L[-2])])
[2.22532e-5, 4.78309e-5, 3515.06]
```

Now we extend the computation:

```
>>> T = shanks(S[:25], T)
>>> L = T[-1]
>>> nprint([abs(L[-1] - pi), abs(L[-1] - L[-3]), abs(L[-2])])
[3.75527e-19, 1.48478e-19, 2.96014e+17]
```

The value for pi is now accurate to 18 digits. About 18 digits may also have been lost to cancellation.

Here is an example with a geometric series, where the convergence is immediate (the sum is exactly 1):

```
>>> mp.dps = 15
>>> for row in shanks([0.5, 0.75, 0.875, 0.9375, 0.96875]):
...     nprint(row)
[4.0]
[8.0, 1.0]
```

References

1. [GravesMorris]
2. [BenderOrszag] pp. 368-375

levin()

`mpmath.levin(method='levin', variant='u')`

This interface implements Levin's (nonlinear) sequence transformation for convergence acceleration and summation of divergent series. It performs better than the Shanks/Wynn-epsilon algorithm for logarithmic convergent or alternating divergent series.

Let A be the series we want to sum:

$$A = \sum_{k=0}^{\infty} a_k$$

Attention: all a_k must be non-zero!

Let s_n be the partial sums of this series:

$$s_n = \sum_{k=0}^n a_k.$$

Methods

Calling `levin` returns an object with the following methods.

`update(...)` works with the list of individual terms a_k of A , and `update_step(...)` works with the list of partial sums s_k of A :

```
v, e = ...update([a_0, a_1, ..., a_k])
v, e = ...update_psum([s_0, s_1, ..., s_k])
```

`step(...)` works with the individual terms a_k and `step_psum(...)` works with the partial sums s_k :

```
v, e = ...step(a_k)
v, e = ...step_psum(s_k)
```

v is the current estimate for A , and e is an error estimate which is simply the difference between the current estimate and the last estimate. One should not mix `update`, `update_psum`, `step` and `step_psum`.

A word of caution

One can only hope for good results (i.e. convergence acceleration or resummation) if the s_n have some well defined asymptotic behavior for large n and are not erratic or random. Furthermore one usually needs very high working precision because of the numerical cancellation. If the working precision is insufficient, `levin` may

produce silently numerical garbage. Furthermore even if the Levin-transformation converges, in the general case there is no proof that the result is mathematically sound. Only for very special classes of problems one can prove that the Levin-transformation converges to the expected result (for example Stieltjes-type integrals). Furthermore the Levin-transform is quite expensive (i.e. slow) in comparison to Shanks/Wynn-epsilon, Richardson & co. In summary one can say that the Levin-transformation is powerful but unreliable and that it may need a copious amount of working precision.

The Levin transform has several variants differing in the choice of weights. Some variants are better suited for the possible flavours of convergence behaviour of A than other variants:

convergence behaviour	levin-u	levin-t	levin-v	shanks/wynn-epsilon
logarithmic	+	-	+	-
linear	+	+	+	+
alternating divergent	+	+	+	+

"+" means the variant **is** suitable, "-" means the variant **is not** suitable;
for comparison the Shanks/Wynn-epsilon transform **is** listed, too.

The variant is controlled through the variant keyword (i.e. `variant="u"`, `variant="t"` or `variant="v"`). Overall "u" is probably the best choice.

Finally it is possible to use the Sidi-S transform instead of the Levin transform by using the keyword `method='sidi'`. The Sidi-S transform works better than the Levin transformation for some divergent series (see the examples).

Parameters:

method	"levin" or "sidi" chooses either the Levin or the Sidi-S transformation
variant	"u", "t" or "v" chooses the weight variant.

The Levin transform is also accessible through the `nsum` interface. `method="l"` or `method="levin"` select the normal Levin transform while `method="sidi"` selects the Sidi-S transform. The variant is in both cases selected through the `levin_variant` keyword. The stepsize in `nsum()` must not be chosen too large, otherwise it will miss the point where the Levin transform converges resulting in numerical overflow/garbage. For highly divergent series a copious amount of working precision must be chosen.

Examples

First we sum the zeta function:

```
>>> from mpmath import mp
>>> mp.prec = 53
>>> eps = mp.mpf(mp.eps)
>>> with mp.extraprec(2 * mp.prec): # levin needs a high working precision
...     L = mp.levin(method = "levin", variant = "u")
...     S, s, n = [], 0, 1
...     while 1:
...         s += mp.one / (n * n)
...         n += 1
...         S.append(s)
...         v, e = L.update_psum(S)
...         if e < eps:
...             break
...         if n > 1000: raise RuntimeError("iteration limit exceeded")
>>> print(mp.chop(v - mp.pi ** 2 / 6))
```

(continues on next page)

(continued from previous page)

```
0.0
>>> w = mp.nsum(lambda n: 1 / (n*n), [1, mp.inf], method = "levin", levin_variant =
↳ "u")
>>> print(mp.chop(v - w))
0.0
```

Now we sum the zeta function outside its range of convergence (attention: This does not work at the negative integers!):

```
>>> eps = mp.mpf(mp.eps)
>>> with mp.extraprec(2 * mp.prec): # levin needs a high working precision
...     L = mp.levin(method = "levin", variant = "v")
...     A, n = [], 1
...     while 1:
...         s = mp.mpf(n) ** (2 + 3j)
...         n += 1
...         A.append(s)
...         v, e = L.update(A)
...         if e < eps:
...             break
...         if n > 1000: raise RuntimeError("iteration limit exceeded")
>>> print(mp.chop(v - mp.zeta(-2-3j)))
0.0
>>> w = mp.nsum(lambda n: n ** (2 + 3j), [1, mp.inf], method = "levin", levin_
↳ variant = "v")
>>> print(mp.chop(v - w))
0.0
```

Now we sum the divergent asymptotic expansion of an integral related to the exponential integral (see also [2] p.373). The Sidi-S transform works best here:

```
>>> z = mp.mpf(10)
>>> exact = mp.quad(lambda x: mp.exp(-x)/(1+x/z), [0, mp.inf])
>>> # exact = z * mp.exp(z) * mp.expint(1,z) # this is the symbolic expression for
↳ the integral
>>> eps = mp.mpf(mp.eps)
>>> with mp.extraprec(2 * mp.prec): # high working precisions are mandatory for
↳ divergent resummation
...     L = mp.levin(method = "sidi", variant = "t")
...     n = 0
...     while 1:
...         s = (-1)**n * mp.fac(n) * z ** (-n)
...         v, e = L.step(s)
...         n += 1
...         if e < eps:
...             break
...         if n > 1000: raise RuntimeError("iteration limit exceeded")
>>> print(mp.chop(v - exact))
0.0
>>> w = mp.nsum(lambda n: (-1) ** n * mp.fac(n) * z ** (-n), [0, mp.inf], method =
↳ "sidi", levin_variant = "t")
>>> print(mp.chop(v - w))
0.0
```

Another highly divergent integral is also summable:

```
>>> z = mp.mpf(2)
>>> eps = mp.mpf(mp.eps)
>>> exact = mp.quad(lambda x: mp.exp(-x * x / 2 - z * x ** 4), [0, mp.inf]) * 2 / mp.sqrt(2 * mp.pi)
>>> # exact = mp.exp(mp.one / (32 * z)) * mp.besselk(mp.one / 4, mp.one / (32 * z)) / (4 * mp.sqrt(z * mp.pi)) # this is the symbolic expression for the integral
>>> with mp.extraprec(7 * mp.prec): # we need copious amount of precision to sum this highly divergent series
...     L = mp.levin(method = "levin", variant = "t")
...     n, s = 0, 0
...     while 1:
...         s += (-z)**n * mp.fac(4 * n) / (mp.fac(n) * mp.fac(2 * n) * (4 ** n))
...         n += 1
...         v, e = L.step_psum(s)
...         if e < eps:
...             break
...         if n > 1000: raise RuntimeError("iteration limit exceeded")
>>> print(mp.chop(v - exact))
0.0
>>> w = mp.nsum(lambda n: (-z)**n * mp.fac(4 * n) / (mp.fac(n) * mp.fac(2 * n) * (4 ** n)),
... [0, mp.inf], method = "levin", levin_variant = "t", workprec = 8*mp.prec, steps = [2] + [1 for x in xrange(1000)])
>>> print(mp.chop(v - w))
0.0
```

These examples run with 15-20 decimal digits precision. For higher precision the working precision must be raised.

Examples for nsum

Here we calculate Euler's constant as the constant term in the Laurent expansion of $\zeta(s)$ at $s = 1$. This sum converges extremely slowly because of the logarithmic convergence behaviour of the Dirichlet series for zeta:

```
>>> mp.dps = 30
>>> z = mp.mpf(10) ** (-10)
>>> a = mp.nsum(lambda n: n**(-(1+z)), [1, mp.inf], method = "l") - 1 / z
>>> print(mp.chop(a - mp.euler, tol = 1e-10))
0.0
```

The Sidi-S transform performs excellently for the alternating series of $\log(2)$:

```
>>> a = mp.nsum(lambda n: (-1)**(n-1) / n, [1, mp.inf], method = "sidi")
>>> print(mp.chop(a - mp.log(2)))
0.0
```

Hypergeometric series can also be summed outside their range of convergence. The stepsize in `nsum()` must not be chosen too large, otherwise it will miss the point where the Levin transform converges resulting in numerical overflow/garbage:

```
>>> z = 2 + 1j
>>> exact = mp.hyp2f1(2 / mp.mpf(3), 4 / mp.mpf(3), 1 / mp.mpf(3), z)
>>> f = lambda n: mp.rf(2 / mp.mpf(3), n) * mp.rf(4 / mp.mpf(3), n) * z**n / (mp.
```

(continues on next page)

(continued from previous page)

```

→rf(1 / mp.mpf(3), n) * mp.fac(n))
>>> v = mp.nsum(f, [0, mp.inf], method = "levin", steps = [10 for x in
→xrange(1000)])
>>> print(mp.chop(exact-v))
0.0

```

References:

- [1] E.J. Weniger - "Nonlinear Sequence Transformations for the Acceleration of Convergence and the Summation of Divergent Series" arXiv:math/0306302
- [2] A. Sidi - "Practical Extrapolation Methods"
- [3] H.H.H. Homeier - "Scalar Levin-Type Sequence Transformations" arXiv:math/0005209

cohen_alt()

mpmath.cohen_alt()

This interface implements the convergence acceleration of alternating series as described in H. Cohen, F.R. Villegas, D. Zagier - "Convergence Acceleration of Alternating Series". This series transformation works only well if the individual terms of the series have an alternating sign. It belongs to the class of linear series transformations (in contrast to the Shanks/Wynn-epsilon or Levin transform). This series transformation is also able to sum some types of divergent series. See the paper under which conditions this resummation is mathematical sound.

Let A be the series we want to sum:

$$A = \sum_{k=0}^{\infty} a_k$$

Let s_n be the partial sums of this series:

$$s_n = \sum_{k=0}^n a_k.$$

Interface

Calling `cohen_alt` returns an object with the following methods.

Then `update(...)` works with the list of individual terms a_k and `update_psum(...)` works with the list of partial sums s_k :

```

v, e = ...update([a_0, a_1, ..., a_k])
v, e = ...update_psum([s_0, s_1, ..., s_k])

```

v is the current estimate for A , and e is an error estimate which is simply the difference between the current estimate and the last estimate.

Examples

Here we compute the alternating zeta function using `update_psum`:

```

>>> from mpmath import mp
>>> AC = mp.cohen_alt()
>>> S, s, n = [], 0, 1
>>> while 1:
...     s += -((-1)**n) * mp.one / (n * n)

```

(continues on next page)

(continued from previous page)

```

...     n += 1
...     S.append(s)
...     v, e = AC.update_psum(S)
...     if e < mp.eps:
...         break
...     if n > 1000: raise RuntimeError("iteration limit exceeded")
>>> print(mp.chop(v - mp.pi ** 2 / 12))
0.0

```

Here we compute the product $\prod_{n=1}^{\infty} \Gamma(1 + 1/(2n - 1)) / \Gamma(1 + 1/(2n))$:

```

>>> A = []
>>> AC = mp.cohen_alt()
>>> n = 1
>>> while 1:
...     A.append( mp.loggamma(1 + mp.one / (2 * n - 1)))
...     A.append(-mp.loggamma(1 + mp.one / (2 * n)))
...     n += 1
...     v, e = AC.update(A)
...     if e < mp.eps:
...         break
...     if n > 1000: raise RuntimeError("iteration limit exceeded")
>>> v = mp.exp(v)
>>> print(mp.chop(v - 1.06215090557106, tol = 1e-12))
0.0

```

`cohen_alt` is also accessible through the `nsum()` interface:

```

>>> v = mp.nsum(lambda n: (-1)**(n-1) / n, [1, mp.inf], method = "a")
>>> print(mp.chop(v - mp.log(2)))
0.0
>>> v = mp.nsum(lambda n: (-1)**n / (2 * n + 1), [0, mp.inf], method = "a")
>>> print(mp.chop(v - mp.pi / 4))
0.0
>>> v = mp.nsum(lambda n: (-1)**n * mp.log(n) * n, [1, mp.inf], method = "a")
>>> print(mp.chop(v - mp.diff(lambda s: mp.altzeta(s), -1)))
0.0

```

3.2.4 Differentiation

Numerical derivatives (diff, diffs)

`mpmath.diff(f, x, n=1, **options)`

Numerically computes the derivative of f , $f'(x)$, or generally for an integer $n \geq 0$, the n -th derivative $f^{(n)}(x)$. A few basic examples are:

```

>>> from mpmath import *
>>> mp.dps = 15; mp.pretty = True
>>> diff(lambda x: x**2 + x, 1.0)
3.0
>>> diff(lambda x: x**2 + x, 1.0, 2)

```

(continues on next page)

(continued from previous page)

```

2.0
>>> diff(lambda x: x**2 + x, 1.0, 3)
0.0
>>> nprint([diff(exp, 3, n) for n in range(5)]) # exp'(x) = exp(x)
[20.0855, 20.0855, 20.0855, 20.0855, 20.0855]

```

Even more generally, given a tuple of arguments (x_1, \dots, x_k) and order (n_1, \dots, n_k) , the partial derivative $f^{(n_1, \dots, n_k)}(x_1, \dots, x_k)$ is evaluated. For example:

```

>>> diff(lambda x,y: 3*x*y + 2*y - x, (0.25, 0.5), (0,1))
2.75
>>> diff(lambda x,y: 3*x*y + 2*y - x, (0.25, 0.5), (1,1))
3.0

```

Options

The following optional keyword arguments are recognized:

method

Supported methods are 'step' or 'quad': derivatives may be computed using either a finite difference with a small step size h (default), or numerical quadrature.

direction

Direction of finite difference: can be -1 for a left difference, 0 for a central difference (default), or +1 for a right difference; more generally can be any complex number.

addprec

Extra precision for h used to account for the function's sensitivity to perturbations (default = 10).

relative

Choose h relative to the magnitude of x , rather than an absolute value; useful for large or tiny x (default = False).

h

As an alternative to `addprec` and `relative`, manually select the step size h .

singular

If True, evaluation exactly at the point x is avoided; this is useful for differentiating functions with removable singularities. Default = False.

radius

Radius of integration contour (with `method = 'quad'`). Default = 0.25. A larger radius typically is faster and more accurate, but it must be chosen so that f has no singularities within the radius from the evaluation point.

A finite difference requires $n+1$ function evaluations and must be performed at $(n+1)$ times the target precision. Accordingly, f must support fast evaluation at high precision.

With integration, a larger number of function evaluations is required, but not much extra precision is required. For high order derivatives, this method may thus be faster if f is very expensive to evaluate at high precision.

Further examples

The `direction` option is useful for computing left- or right-sided derivatives of nonsmooth functions:

```

>>> diff(abs, 0, direction=0)
0.0
>>> diff(abs, 0, direction=1)

```

(continues on next page)

(continued from previous page)

```
1.0
>>> diff(abs, 0, direction=-1)
-1.0
```

More generally, if the direction is nonzero, a right difference is computed where the step size is multiplied by $\text{sign}(\text{direction})$. For example, with $\text{direction}=+j$, the derivative from the positive imaginary direction will be computed:

```
>>> diff(abs, 0, direction=j)
(0.0 - 1.0j)
```

With integration, the result may have a small imaginary part even if the result is purely real:

```
>>> diff(sqrt, 1, method='quad')
(0.5 - 4.59...e-26j)
>>> chop(_)
0.5
```

Adding precision to obtain an accurate value:

```
>>> diff(cos, 1e-30)
0.0
>>> diff(cos, 1e-30, h=0.0001)
-9.99999998328279e-31
>>> diff(cos, 1e-30, addprec=100)
-1.0e-30
```

`mpmath.diff`*fs*(*f*, *x*, *n=None*, ***options*)

Returns a generator that yields the sequence of derivatives

$$f(x), f'(x), f''(x), \dots, f^{(k)}(x), \dots$$

With `method='step'`, `diffs()` uses only $O(k)$ function evaluations to generate the first k derivatives, rather than the roughly $O(k^2)$ evaluations required if one calls `diff()` k separate times.

With $n < \infty$, the generator stops as soon as the n -th derivative has been generated. If the exact number of needed derivatives is known in advance, this is further slightly more efficient.

Options are the same as for `diff()`.

Examples

```
>>> from mpmath import *
>>> mp.dps = 15
>>> nprint(list(diffs(cos, 1, 5)))
[0.540302, -0.841471, -0.540302, 0.841471, 0.540302, -0.841471]
>>> for i, d in zip(range(6), diffs(cos, 1)):
...     print("%s %s" % (i, d))
...
0 0.54030230586814
1 -0.841470984807897
2 -0.54030230586814
3 0.841470984807897
4 0.54030230586814
5 -0.841470984807897
```

Composition of derivatives (diffs_prod, diffs_exp)**mpmath.diffs_prod(factors)**

Given a list of N iterables or generators yielding $f_k(x), f'_k(x), f''_k(x), \dots$ for $k = 1, \dots, N$, generate $g(x), g'(x), g''(x), \dots$ where $g(x) = f_1(x)f_2(x) \cdots f_N(x)$.

At high precision and for large orders, this is typically more efficient than numerical differentiation if the derivatives of each $f_k(x)$ admit direct computation.

Note: This function does not increase the working precision internally, so guard digits may have to be added externally for full accuracy.

Examples

```
>>> from mpmath import *
>>> mp.dps = 15; mp.pretty = True
>>> f = lambda x: exp(x)*cos(x)*sin(x)
>>> u = diffs(f, 1)
>>> v = mp.diffs_prod([diffs(exp,1), diffs(cos,1), diffs(sin,1)])
>>> next(u); next(v)
1.23586333600241
1.23586333600241
>>> next(u); next(v)
0.104658952245596
0.104658952245596
>>> next(u); next(v)
-5.96999877552086
-5.96999877552086
>>> next(u); next(v)
-12.4632923122697
-12.4632923122697
```

mpmath.diffs_exp(fdiffs)

Given an iterable or generator yielding $f(x), f'(x), f''(x), \dots$ generate $g(x), g'(x), g''(x), \dots$ where $g(x) = \exp(f(x))$.

At high precision and for large orders, this is typically more efficient than numerical differentiation if the derivatives of $f(x)$ admit direct computation.

Note: This function does not increase the working precision internally, so guard digits may have to be added externally for full accuracy.

Examples

The derivatives of the gamma function can be computed using logarithmic differentiation:

```
>>> from mpmath import *
>>> mp.dps = 15; mp.pretty = True
>>>
>>> def diffs_loggamma(x):
...     yield loggamma(x)
...     i = 0
...     while 1:
...         yield psi(i,x)
...         i += 1
...
>>> u = diffs_exp(diffs_loggamma(3))
```

(continues on next page)

(continued from previous page)

```

>>> v = diffs(gamma, 3)
>>> next(u); next(v)
2.0
2.0
>>> next(u); next(v)
1.84556867019693
1.84556867019693
>>> next(u); next(v)
2.49292999190269
2.49292999190269
>>> next(u); next(v)
3.44996501352367
3.44996501352367

```

Fractional derivatives / differintegration (differint)

`mpmath.differint(f, x, n=1, x0=0)`

Calculates the Riemann-Liouville differintegral, or fractional derivative, defined by

$${}_{x_0}\mathbb{D}_x^n f(x) = \frac{1}{\Gamma(m-n)} \frac{d^m}{dx^m} \int_{x_0}^x (x-t)^{m-n-1} f(t) dt$$

where f is a given (presumably well-behaved) function, x is the evaluation point, n is the order, and x_0 is the reference point of integration (m is an arbitrary parameter selected automatically).

With $n = 1$, this is just the standard derivative $f'(x)$; with $n = 2$, the second derivative $f''(x)$, etc. With $n = -1$, it gives $\int_{x_0}^x f(t) dt$, with $n = -2$ it gives $\int_{x_0}^x \left(\int_{x_0}^t f(u) du \right) dt$, etc.

As n is permitted to be any number, this operator generalizes iterated differentiation and iterated integration to a single operator with a continuous order parameter.

Examples

There is an exact formula for the fractional derivative of a monomial x^p , which may be used as a reference. For example, the following gives a half-derivative (order 0.5):

```

>>> from mpmath import *
>>> mp.dps = 15; mp.pretty = True
>>> x = mpf(3); p = 2; n = 0.5
>>> differint(lambda t: t**p, x, n)
7.81764019044672
>>> gamma(p+1)/gamma(p-n+1) * x**(p-n)
7.81764019044672

```

Another useful test function is the exponential function, whose integration / differentiation formula easily generalizes to arbitrary order. Here we first compute a third derivative, and then a triply nested integral. (The reference point x_0 is set to $-\infty$ to avoid nonzero endpoint terms.):

```

>>> differint(lambda x: exp(pi*x), -1.5, 3)
0.278538406900792
>>> exp(pi*-1.5) * pi**3
0.278538406900792
>>> differint(lambda x: exp(pi*x), 3.5, -3, -inf)

```

(continues on next page)

(continued from previous page)

```
1922.50563031149
>>> exp(pi*3.5) / pi**3
1922.50563031149
```

However, for noninteger n , the differentiation formula for the exponential function must be modified to give the same result as the Riemann-Liouville differintegral:

```
>>> x = mpf(3.5)
>>> c = pi
>>> n = 1+2*j
>>> differint(lambda x: exp(c*x), x, n)
(-123295.005390743 + 140955.117867654j)
>>> x**(-n) * exp(c)**x * (x*c)**n * gammainc(-n, 0, x*c) / gamma(-n)
(-123295.005390743 + 140955.117867654j)
```

3.2.5 Numerical integration (quadrature)

Standard quadrature (quad)

`mpmath.quad(f, *points, **kwargs)`

Computes a single, double or triple integral over a given 1D interval, 2D rectangle, or 3D cuboid. A basic example:

```
>>> from mpmath import *
>>> mp.dps = 15; mp.pretty = True
>>> quad(sin, [0, pi])
2.0
```

A basic 2D integral:

```
>>> f = lambda x, y: cos(x+y/2)
>>> quad(f, [-pi/2, pi/2], [0, pi])
4.0
```

Interval format

The integration range for each dimension may be specified using a list or tuple. Arguments are interpreted as follows:

`quad(f, [x1, x2])` – calculates $\int_{x_1}^{x_2} f(x) dx$

`quad(f, [x1, x2], [y1, y2])` – calculates $\int_{x_1}^{x_2} \int_{y_1}^{y_2} f(x, y) dy dx$

`quad(f, [x1, x2], [y1, y2], [z1, z2])` – calculates $\int_{x_1}^{x_2} \int_{y_1}^{y_2} \int_{z_1}^{z_2} f(x, y, z) dz dy dx$

Endpoints may be finite or infinite. An interval descriptor may also contain more than two points. In this case, the integration is split into subintervals, between each pair of consecutive points. This is useful for dealing with mid-interval discontinuities, or integrating over large intervals where the function is irregular or oscillates.

Options

`quad()` recognizes the following keyword arguments:

method

Chooses integration algorithm (described below).

error

If set to true, `quad()` returns (v, e) where v is the integral and e is the estimated error.

maxdegree

Maximum degree of the quadrature rule to try before quitting.

verbose

Print details about progress.

Algorithms

Mpmath presently implements two integration algorithms: tanh-sinh quadrature and Gauss-Legendre quadrature. These can be selected using `method='tanh-sinh'` or `method='gauss-legendre'` or by passing the classes `method=TanhSinh`, `method=GaussLegendre`. The functions `quadts()` and `quadgl()` are also available as shortcuts.

Both algorithms have the property that doubling the number of evaluation points roughly doubles the accuracy, so both are ideal for high precision quadrature (hundreds or thousands of digits).

At high precision, computing the nodes and weights for the integration can be expensive (more expensive than computing the function values). To make repeated integrations fast, nodes are automatically cached.

The advantages of the tanh-sinh algorithm are that it tends to handle endpoint singularities well, and that the nodes are cheap to compute on the first run. For these reasons, it is used by `quad()` as the default algorithm.

Gauss-Legendre quadrature often requires fewer function evaluations, and is therefore often faster for repeated use, but the algorithm does not handle endpoint singularities as well and the nodes are more expensive to compute. Gauss-Legendre quadrature can be a better choice if the integrand is smooth and repeated integrations are required (e.g. for multiple integrals).

See the documentation for `TanhSinh` and `GaussLegendre` for additional details.

Examples of 1D integrals

Intervals may be infinite or half-infinite. The following two examples evaluate the limits of the inverse tangent function ($\int 1/(1+x^2) = \tan^{-1} x$), and the Gaussian integral $\int_{-\infty}^{\infty} \exp(-x^2) dx = \sqrt{\pi}$:

```
>>> mp.dps = 15
>>> quad(lambda x: 2/(x**2+1), [0, inf])
3.14159265358979
>>> quad(lambda x: exp(-x**2), [-inf, inf])**2
3.14159265358979
```

Integrals can typically be resolved to high precision. The following computes 50 digits of π by integrating the area of the half-circle defined by $x^2 + y^2 \leq 1$, $-1 \leq x \leq 1$, $y \geq 0$:

```
>>> mp.dps = 50
>>> 2*quad(lambda x: sqrt(1-x**2), [-1, 1])
3.1415926535897932384626433832795028841971693993751
```

One can just as well compute 1000 digits (output truncated):

```
>>> mp.dps = 1000
>>> 2*quad(lambda x: sqrt(1-x**2), [-1, 1])
3.141592653589793238462643383279502884...216420199
```

Complex integrals are supported. The following computes a residue at $z = 0$ by integrating counterclockwise along the diamond-shaped path from 1 to $+i$ to -1 to $-i$ to 1:

```
>>> mp.dps = 15
>>> chop(quad(lambda z: 1/z, [1,j,-1,-j,1]))
(0.0 + 6.28318530717959j)
```

Examples of 2D and 3D integrals

Here are several nice examples of analytically solvable 2D integrals (taken from MathWorld [1]) that can be evaluated to high precision fairly rapidly by `quad()`:

```
>>> mp.dps = 30
>>> f = lambda x, y: (x-1)/((1-x*y)*log(x*y))
>>> quad(f, [0, 1], [0, 1])
0.577215664901532860606512090082
>>> +euler
0.577215664901532860606512090082

>>> f = lambda x, y: 1/sqrt(1+x**2+y**2)
>>> quad(f, [-1, 1], [-1, 1])
3.17343648530607134219175646705
>>> 4*log(2+sqrt(3))-2*pi/3
3.17343648530607134219175646705

>>> f = lambda x, y: 1/(1-x**2 * y**2)
>>> quad(f, [0, 1], [0, 1])
1.23370055013616982735431137498
>>> pi**2 / 8
1.23370055013616982735431137498

>>> quad(lambda x, y: 1/(1-x*y), [0, 1], [0, 1])
1.64493406684822643647241516665
>>> pi**2 / 6
1.64493406684822643647241516665
```

Multiple integrals may be done over infinite ranges:

```
>>> mp.dps = 15
>>> print(quad(lambda x,y: exp(-x-y), [0, inf], [1, inf]))
0.367879441171442
>>> print(1/e)
0.367879441171442
```

For nonrectangular areas, one can call `quad()` recursively. For example, we can replicate the earlier example of calculating π by integrating over the unit-circle, and actually use double quadrature to actually measure the area circle:

```
>>> f = lambda x: quad(lambda y: 1, [-sqrt(1-x**2), sqrt(1-x**2)])
>>> quad(f, [-1, 1])
3.14159265358979
```

Here is a simple triple integral:

```
>>> mp.dps = 15
>>> f = lambda x,y,z: x*y/(1+z)
>>> quad(f, [0,1], [0,1], [1,2], method='gauss-legendre')
```

(continues on next page)

(continued from previous page)

```
0.101366277027041
>>> (log(3)-log(2))/4
0.101366277027041
```

Singularities

Both tanh-sinh and Gauss-Legendre quadrature are designed to integrate smooth (infinitely differentiable) functions. Neither algorithm copes well with mid-interval singularities (such as mid-interval discontinuities in $f(x)$ or $f'(x)$). The best solution is to split the integral into parts:

```
>>> mp.dps = 15
>>> quad(lambda x: abs(sin(x)), [0, 2*pi]) # Bad
3.99900894176779
>>> quad(lambda x: abs(sin(x)), [0, pi, 2*pi]) # Good
4.0
```

The tanh-sinh rule often works well for integrands having a singularity at one or both endpoints:

```
>>> mp.dps = 15
>>> quad(log, [0, 1], method='tanh-sinh') # Good
-1.0
>>> quad(log, [0, 1], method='gauss-legendre') # Bad
-0.999932197413801
```

However, the result may still be inaccurate for some functions:

```
>>> quad(lambda x: 1/sqrt(x), [0, 1], method='tanh-sinh')
1.99999999946942
```

This problem is not due to the quadrature rule per se, but to numerical amplification of errors in the nodes. The problem can be circumvented by temporarily increasing the precision:

```
>>> mp.dps = 30
>>> a = quad(lambda x: 1/sqrt(x), [0, 1], method='tanh-sinh')
>>> mp.dps = 15
>>> +a
2.0
```

Highly variable functions

For functions that are smooth (in the sense of being infinitely differentiable) but contain sharp mid-interval peaks or many “bumps”, `quad()` may fail to provide full accuracy. For example, with default settings, `quad()` is able to integrate $\sin(x)$ accurately over an interval of length 100 but not over length 1000:

```
>>> quad(sin, [0, 100]); 1-cos(100) # Good
0.137681127712316
0.137681127712316
>>> quad(sin, [0, 1000]); 1-cos(1000) # Bad
-37.8587612408485
0.437620923709297
```

One solution is to break the integration into 10 intervals of length 100:

```
>>> quad(sin, linspace(0, 1000, 10)) # Good
0.437620923709297
```

Another is to increase the degree of the quadrature:

```
>>> quad(sin, [0, 1000], maxdegree=10) # Also good
0.437620923709297
```

Whether splitting the interval or increasing the degree is more efficient differs from case to case. Another example is the function $1/(1+x^2)$, which has a sharp peak centered around $x = 0$:

```
>>> f = lambda x: 1/(1+x**2)
>>> quad(f, [-100, 100]) # Bad
3.64804647105268
>>> quad(f, [-100, 100], maxdegree=10) # Good
3.12159332021646
>>> quad(f, [-100, 0, 100]) # Also good
3.12159332021646
```

References

1. <http://mathworld.wolfram.com/DoubleIntegral.html>

Quadrature with subdivision (quadsubdiv)

`mpmath.quadsubdiv(f, interval, tol=None, maxintervals=None, **kwargs)`

Computes the integral of f over the interval or path specified by *interval*, using `quad()` together with adaptive subdivision of the interval.

This function gives an accurate answer for some integrals where `quad()` fails:

```
>>> from mpmath import *
>>> mp.dps = 15; mp.pretty = True
>>> quad(lambda x: abs(sin(x)), [0, 2*pi])
3.99900894176779
>>> quadsubdiv(lambda x: abs(sin(x)), [0, 2*pi])
4.0
>>> quadsubdiv(sin, [0, 1000])
0.437620923709297
>>> quadsubdiv(lambda x: 1/(1+x**2), [-100, 100])
3.12159332021646
>>> quadsubdiv(lambda x: ceil(x), [0, 100])
5050.0
>>> quadsubdiv(lambda x: sin(x+exp(x)), [0,8])
0.347400172657248
```

The argument *maxintervals* can be set to limit the permissible subdivision:

```
>>> quadsubdiv(lambda x: sin(x**2), [0,100], maxintervals=5, error=True)
(-5.40487904307774, 5.011)
>>> quadsubdiv(lambda x: sin(x**2), [0,100], maxintervals=100, error=True)
(0.631417921866934, 1.10101120134116e-17)
```

Subdivision does not guarantee a correct answer since, the error estimate on subintervals may be inaccurate:

```
>>> quadsubdiv(lambda x: sech(10*x-2)**2 + sech(100*x-40)**4 + sech(1000*x-600)**6,
-> [0,1], error=True)
```

(continues on next page)

(continued from previous page)

```
(0.210802735500549, 1.0001111101e-17)
>>> mp.dps = 20
>>> quadsubdiv(lambda x: sech(10*x-2)**2 + sech(100*x-40)**4 + sech(1000*x-600)**6,
→ [0,1], error=True)
(0.21080273550054927738, 2.2000000001e-24)
```

The second answer is correct. We can get an accurate result at lower precision by forcing a finer initial subdivision:

```
>>> mp.dps = 15
>>> quadsubdiv(lambda x: sech(10*x-2)**2 + sech(100*x-40)**4 + sech(1000*x-600)**6,
→ linspace(0,1,5))
0.210802735500549
```

The following integral is too oscillatory for convergence, but we can get a reasonable estimate:

```
>>> v, err = fp.quadsubdiv(lambda x: fp.sin(1/x), [0,1], error=True)
>>> round(v, 6), round(err, 6)
(0.504067, 1e-06)
>>> sin(1) - ci(1)
0.504067061906928
```

Oscillatory quadrature (quadosc)

`mpmath.quadosc(f, interval, omega=None, period=None, zeros=None)`

Calculates

$$I = \int_a^b f(x) dx$$

where at least one of a and b is infinite and where $f(x) = g(x) \cos(\omega x + \phi)$ for some slowly decreasing function $g(x)$. With proper input, `quadosc()` can also handle oscillatory integrals where the oscillation rate is different from a pure sine or cosine wave.

In the standard case when $|a| < \infty, b = \infty$, `quadosc()` works by evaluating the infinite series

$$I = \int_a^{x_1} f(x) dx + \sum_{k=1}^{\infty} \int_{x_k}^{x_{k+1}} f(x) dx$$

where x_k are consecutive zeros (alternatively some other periodic reference point) of $f(x)$. Accordingly, `quadosc()` requires information about the zeros of $f(x)$. For a periodic function, you can specify the zeros by either providing the angular frequency ω (*omega*) or the *period* $2\pi/\omega$. In general, you can specify the n -th zero by providing the *zeros* arguments. Below is an example of each:

```
>>> from mpmath import *
>>> mp.dps = 15; mp.pretty = True
>>> f = lambda x: sin(3*x)/(x**2+1)
>>> quadosc(f, [0,inf], omega=3)
0.37833007080198
>>> quadosc(f, [0,inf], period=2*pi/3)
0.37833007080198
>>> quadosc(f, [0,inf], zeros=lambda n: pi*n/3)
```

(continues on next page)

(continued from previous page)

```
0.37833007080198
>>> (ei(3)*exp(-3)-exp(3)*ei(-3))/2 # Computed by Mathematica
0.37833007080198
```

Note that *zeros* was specified to multiply *n* by the *half-period*, not the full period. In theory, it does not matter whether each partial integral is done over a half period or a full period. However, if done over half-periods, the infinite series passed to *nsum()* becomes an *alternating series* and this typically makes the extrapolation much more efficient.

Here is an example of an integration over the entire real line, and a half-infinite integration starting at $-\infty$:

```
>>> quadosc(lambda x: cos(x)/(1+x**2), [-inf, inf], omega=1)
1.15572734979092
>>> pi/e
1.15572734979092
>>> quadosc(lambda x: cos(x)/x**2, [-inf, -1], period=2*pi)
-0.0844109505595739
>>> cos(1)+si(1)-pi/2
-0.0844109505595738
```

Of course, the integrand may contain a complex exponential just as well as a real sine or cosine:

```
>>> quadosc(lambda x: exp(3*j*x)/(1+x**2), [-inf,inf], omega=3)
(0.156410688228254 + 0.0j)
>>> pi/e**3
0.156410688228254
>>> quadosc(lambda x: exp(3*j*x)/(2+x+x**2), [-inf,inf], omega=3)
(0.00317486988463794 - 0.0447701735209082j)
>>> 2*pi/sqrt(7)/exp(3*(j+sqrt(7))/2)
(0.00317486988463794 - 0.0447701735209082j)
```

Non-periodic functions

If $f(x) = g(x)h(x)$ for some function $h(x)$ that is not strictly periodic, *omega* or *period* might not work, and it might be necessary to use *zeros*.

A notable exception can be made for Bessel functions which, though not periodic, are “asymptotically periodic” in a sufficiently strong sense that the sum extrapolation will work out:

```
>>> quadosc(j0, [0, inf], period=2*pi)
1.0
>>> quadosc(j1, [0, inf], period=2*pi)
1.0
```

More properly, one should provide the exact Bessel function zeros:

```
>>> j0zero = lambda n: findroot(j0, pi*(n-0.25))
>>> quadosc(j0, [0, inf], zeros=j0zero)
1.0
```

For an example where *zeros* becomes necessary, consider the complete Fresnel integrals

$$\int_0^\infty \cos x^2 dx = \int_0^\infty \sin x^2 dx = \sqrt{\frac{\pi}{8}}.$$

Although the integrands do not decrease in magnitude as $x \rightarrow \infty$, the integrals are convergent since the oscillation rate increases (causing consecutive periods to asymptotically cancel out). These integrals are virtually impossible to calculate to any kind of accuracy using standard quadrature rules. However, if one provides the correct asymptotic distribution of zeros ($x_n \sim \sqrt{n}$), `quadosc()` works:

```
>>> mp.dps = 30
>>> f = lambda x: cos(x**2)
>>> quadosc(f, [0,inf], zeros=lambda n:sqrt(pi*n))
0.626657068657750125603941321203
>>> f = lambda x: sin(x**2)
>>> quadosc(f, [0,inf], zeros=lambda n:sqrt(pi*n))
0.626657068657750125603941321203
>>> sqrt(pi/8)
0.626657068657750125603941321203
```

(Interestingly, these integrals can still be evaluated if one places some other constant than π in the square root sign.)

In general, if $f(x) \sim g(x) \cos(h(x))$, the zeros follow the inverse-function distribution $h^{-1}(x)$:

```
>>> mp.dps = 15
>>> f = lambda x: sin(exp(x))
>>> quadosc(f, [1,inf], zeros=lambda n: log(n))
-0.25024394235267
>>> pi/2-si(e)
-0.250243942352671
```

Non-alternating functions

If the integrand oscillates around a positive value, without alternating signs, the extrapolation might fail. A simple trick that sometimes works is to multiply or divide the frequency by 2:

```
>>> f = lambda x: 1/x**2+sin(x)/x**4
>>> quadosc(f, [1,inf], omega=1) # Bad
1.28642190869861
>>> quadosc(f, [1,inf], omega=0.5) # Perfect
1.28652953559617
>>> 1+(cos(1)+ci(1)+sin(1))/6
1.28652953559617
```

Fast decay

`quadosc()` is primarily useful for slowly decaying integrands. If the integrand decreases exponentially or faster, `quad()` will likely handle it without trouble (and generally be much faster than `quadosc()`):

```
>>> quadosc(lambda x: cos(x)/exp(x), [0, inf], omega=1)
0.5
>>> quad(lambda x: cos(x)/exp(x), [0, inf])
0.5
```

Quadrature rules

class mpmath.calculus.quadrature.**QuadratureRule**(*ctx*)

Quadrature rules are implemented using this class, in order to simplify the code and provide a common infrastructure for tasks such as error estimation and node caching.

You can implement a custom quadrature rule by subclassing [QuadratureRule](#) and implementing the appropriate methods. The subclass can then be used by [quad\(\)](#) by passing it as the *method* argument.

[QuadratureRule](#) instances are supposed to be singletons. [QuadratureRule](#) therefore implements instance caching in `__new__()`.

calc_nodes(*degree, prec, verbose=False*)

Compute nodes for the standard interval $[-1, 1]$. Subclasses should probably implement only this method, and use `get_nodes()` method to retrieve the nodes.

clear()

Delete cached node data.

estimate_error(*results, prec, epsilon*)

Given results from integrations $[I_1, I_2, \dots, I_k]$ done with a quadrature of rule of degree $1, 2, \dots, k$, estimate the error of I_k .

For $k = 2$, we estimate $|I_\infty - I_2|$ as $|I_2 - I_1|$.

For $k > 2$, we extrapolate $|I_\infty - I_k| \approx |I_{k+1} - I_k|$ from $|I_k - I_{k-1}|$ and $|I_k - I_{k-2}|$ under the assumption that each degree increment roughly doubles the accuracy of the quadrature rule (this is true for both [TanhSinh](#) and [GaussLegendre](#)). The extrapolation formula is given by Borwein, Bailey & Girgensohn. Although not very conservative, this method seems to be very robust in practice.

get_nodes(*a, b, degree, prec, verbose=False*)

Return nodes for given interval, degree and precision. The nodes are retrieved from a cache if already computed; otherwise they are computed by calling `calc_nodes()` and are then cached.

Subclasses should probably not implement this method, but just implement `calc_nodes()` for the actual node computation.

guess_degree(*prec*)

Given a desired precision p in bits, estimate the degree m of the quadrature required to accomplish full accuracy for typical integrals. By default, [quad\(\)](#) will perform up to m iterations. The value of m should be a slight overestimate, so that “slightly bad” integrals can be dealt with automatically using a few extra iterations. On the other hand, it should not be too big, so [quad\(\)](#) can quit within a reasonable amount of time when it is given an “unsolvable” integral.

The default formula used by `guess_degree()` is tuned for both [TanhSinh](#) and [GaussLegendre](#). The output is roughly as follows:

p	m
50	6
100	7
500	10
3000	12

This formula is based purely on a limited amount of experimentation and will sometimes be wrong.

sum_next(*f*, *nodes*, *degree*, *prec*, *previous*, *verbose=False*)

Evaluates the step sum $\sum w_k f(x_k)$ where the *nodes* list contains the (w_k, x_k) pairs.

summation() will supply the list *results* of values computed by **sum_next**() at previous degrees, in case the quadrature rule is able to reuse them.

summation(*f*, *points*, *prec*, *epsilon*, *max_degree*, *verbose=False*)

Main integration function. Computes the 1D integral over the interval specified by *points*. For each subinterval, performs quadrature of degree from 1 up to *max_degree* until **estimate_error**() signals convergence.

summation() transforms each subintegration to the standard interval and then calls **sum_next**().

transform_nodes(*nodes*, *a*, *b*, *verbose=False*)

Rescale standardized nodes (for $[-1, 1]$) to a general interval $[a, b]$. For a finite interval, a simple linear change of variables is used. Otherwise, the following transformations are used:

$$\begin{aligned} [a, \infty] : t &= \frac{1}{x} + (a - 1) \\ [-\infty, b] : t &= (b + 1) - \frac{1}{x} \\ [-\infty, \infty] : t &= \frac{x}{\sqrt{1 - x^2}} \end{aligned}$$

Tanh-sinh rule

class mpmath.calculus.quadrature.**TanhSinh**(*ctx*)

This class implements “tanh-sinh” or “doubly exponential” quadrature. This quadrature rule is based on the Euler-Maclaurin integral formula. By performing a change of variables involving nested exponentials / hyperbolic functions (hence the name), the derivatives at the endpoints vanish rapidly. Since the error term in the Euler-Maclaurin formula depends on the derivatives at the endpoints, a simple step sum becomes extremely accurate. In practice, this means that doubling the number of evaluation points roughly doubles the number of accurate digits.

Comparison to Gauss-Legendre:

- Initial computation of nodes is usually faster
- Handles endpoint singularities better
- Handles infinite integration intervals better
- Is slower for smooth integrands once nodes have been computed

The implementation of the tanh-sinh algorithm is based on the description given in Borwein, Bailey & Girgensohn, “Experimentation in Mathematics - Computational Paths to Discovery”, A K Peters, 2003, pages 312-313. In the present implementation, a few improvements have been made:

- A more efficient scheme is used to compute nodes (exploiting recurrence for the exponential function)
- The nodes are computed successively instead of all at once

References

- [\[Bailey\]](#)
- <http://users.cs.dal.ca/~jborwein/tanh-sinh.pdf>

calc_nodes(*degree*, *prec*, *verbose=False*)

The abscissas and weights for tanh-sinh quadrature of degree m are given by

$$x_k = \tanh(\pi/2 \sinh(t_k))$$

$$w_k = \pi/2 \cosh(t_k) / \cosh(\pi/2 \sinh(t_k))^2$$

where $t_k = t_0 + hk$ for a step length $h \sim 2^{-m}$. The list of nodes is actually infinite, but the weights die off so rapidly that only a few are needed.

sum_next(*f*, *nodes*, *degree*, *prec*, *previous*, *verbose=False*)

Step sum for tanh-sinh quadrature of degree m . We exploit the fact that half of the abscissas at degree m are precisely the abscissas from degree $m - 1$. Thus reusing the result from the previous level allows a 2x speedup.

Gauss-Legendre rule

class mpmath.calculus.quadrature.**GaussLegendre**(*ctx*)

This class implements Gauss-Legendre quadrature, which is exceptionally efficient for polynomials and polynomial-like (i.e. very smooth) integrands.

The abscissas and weights are given by roots and values of Legendre polynomials, which are the orthogonal polynomials on $[-1, 1]$ with respect to the unit weight (see [Legendre\(\)](#)).

In this implementation, we take the “degree” m of the quadrature to denote a Gauss-Legendre rule of degree $3 \cdot 2^m$ (following Borwein, Bailey & Girgensohn). This way we get quadratic, rather than linear, convergence as the degree is incremented.

Comparison to tanh-sinh quadrature:

- Is faster for smooth integrands once nodes have been computed
- Initial computation of nodes is usually slower
- Handles endpoint singularities worse
- Handles infinite integration intervals worse

calc_nodes(*degree*, *prec*, *verbose=False*)

Calculates the abscissas and weights for Gauss-Legendre quadrature of degree of given degree (actually $3 \cdot 2^m$).

3.2.6 Ordinary differential equations

Solving the ODE initial value problem (odefun)

mpmath.odefun(*F*, *x0*, *y0*, *tol=None*, *degree=None*, *method='taylor'*, *verbose=False*)

Returns a function $y(x) = [y_0(x), y_1(x), \dots, y_n(x)]$ that is a numerical solution of the $n + 1$ -dimensional first-order ordinary differential equation (ODE) system

$$\begin{aligned} y'_0(x) &= F_0(x, [y_0(x), y_1(x), \dots, y_n(x)]) \\ y'_1(x) &= F_1(x, [y_0(x), y_1(x), \dots, y_n(x)]) \\ &\vdots \\ y'_n(x) &= F_n(x, [y_0(x), y_1(x), \dots, y_n(x)]) \end{aligned}$$

The derivatives are specified by the vector-valued function F that evaluates $[y'_0, \dots, y'_n] = F(x, [y_0, \dots, y_n])$. The initial point x_0 is specified by the scalar argument $x0$, and the initial value $y(x_0) = [y_0(x_0), \dots, y_n(x_0)]$ is specified by the vector argument $y0$.

For convenience, if the system is one-dimensional, you may optionally provide just a scalar value for $y0$. In this case, F should accept a scalar y argument and return a scalar. The solution function y will return scalar values instead of length-1 vectors.

Evaluation of the solution function $y(x)$ is permitted for any $x \geq x_0$.

A high-order ODE can be solved by transforming it into first-order vector form. This transformation is described in standard texts on ODEs. Examples will also be given below.

Options, speed and accuracy

By default, `odefun()` uses a high-order Taylor series method. For reasonably well-behaved problems, the solution will be fully accurate to within the working precision. Note that F must be possible to evaluate to very high precision for the generation of Taylor series to work.

To get a faster but less accurate solution, you can set a large value for *tol* (which defaults roughly to *eps*). If you just want to plot the solution or perform a basic simulation, *tol* = 0.01 is likely sufficient.

The *degree* argument controls the degree of the solver (with *method*='taylor', this is the degree of the Taylor series expansion). A higher degree means that a longer step can be taken before a new local solution must be generated from F , meaning that fewer steps are required to get from x_0 to a given x_1 . On the other hand, a higher degree also means that each local solution becomes more expensive (i.e., more evaluations of F are required per step, and at higher precision).

The optimal setting therefore involves a tradeoff. Generally, decreasing the *degree* for Taylor series is likely to give faster solution at low precision, while increasing is likely to be better at higher precision.

The function object returned by `odefun()` caches the solutions at all step points and uses polynomial interpolation between step points. Therefore, once $y(x_1)$ has been evaluated for some x_1 , $y(x)$ can be evaluated very quickly for any $x_0 \leq x \leq x_1$. and continuing the evaluation up to $x_2 > x_1$ is also fast.

Examples of first-order ODEs

We will solve the standard test problem $y'(x) = y(x)$, $y(0) = 1$ which has explicit solution $y(x) = \exp(x)$:

```
>>> from mpmath import *
>>> mp.dps = 15; mp.pretty = True
>>> f = odefun(lambda x, y: y, 0, 1)
>>> for x in [0, 1, 2.5]:
...     print((f(x), exp(x)))
...
(1.0, 1.0)
(2.71828182845905, 2.71828182845905)
(12.1824939607035, 12.1824939607035)
```

The solution with high precision:

```
>>> mp.dps = 50
>>> f = odefun(lambda x, y: y, 0, 1)
>>> f(1)
2.7182818284590452353602874713526624977572470937
>>> exp(1)
2.7182818284590452353602874713526624977572470937
```

Using the more general vectorized form, the test problem can be input as (note that f returns a 1-element vector):

```
>>> mp.dps = 15
>>> f = odefun(lambda x, y: [y[0]], 0, [1])
>>> f(1)
[2.71828182845905]
```

`odefun()` can solve nonlinear ODEs, which are generally impossible (and at best difficult) to solve analytically. As an example of a nonlinear ODE, we will solve $y'(x) = x \sin(y(x))$ for $y(0) = \pi/2$. An exact solution happens to be known for this problem, and is given by $y(x) = 2 \tan^{-1}(\exp(x^2/2))$:

```
>>> f = odefun(lambda x, y: x*sin(y), 0, pi/2)
>>> for x in [2, 5, 10]:
...     print((f(x), 2*atan(exp(mpf(x)**2/2))))
...
(2.87255666284091, 2.87255666284091)
(3.14158520028345, 3.14158520028345)
(3.14159265358979, 3.14159265358979)
```

If F is independent of y , an ODE can be solved using direct integration. We can therefore obtain a reference solution with `quad()`:

```
>>> f = lambda x: (1+x**2)/(1+x**3)
>>> g = odefun(lambda x, y: f(x), pi, 0)
>>> g(2*pi)
0.72128263801696
>>> quad(f, [pi, 2*pi])
0.72128263801696
```

Examples of second-order ODEs

We will solve the harmonic oscillator equation $y''(x) + y(x) = 0$. To do this, we introduce the helper functions $y_0 = y, y_1 = y'_0$ whereby the original equation can be written as $y'_1 + y_0 = 0$. Put together, we get the first-order, two-dimensional vector ODE

$$\begin{cases} y'_0 = y_1 \\ y'_1 = -y_0 \end{cases}$$

To get a well-defined IVP, we need two initial values. With $y(0) = y_0(0) = 1$ and $-y'(0) = y_1(0) = 0$, the problem will of course be solved by $y(x) = y_0(x) = \cos(x)$ and $-y'(x) = y_1(x) = \sin(x)$. We check this:

```
>>> f = odefun(lambda x, y: [-y[1], y[0]], 0, [1, 0])
>>> for x in [0, 1, 2.5, 10]:
...     nprint(f(x), 15)
...     nprint([cos(x), sin(x)], 15)
...     print("---")
...
[1.0, 0.0]
[1.0, 0.0]
---
[0.54030230586814, 0.841470984807897]
[0.54030230586814, 0.841470984807897]
---
[-0.801143615546934, 0.598472144103957]
[-0.801143615546934, 0.598472144103957]
---
```

(continues on next page)

(continued from previous page)

```
[-0.839071529076452, -0.54402111088937]
[-0.839071529076452, -0.54402111088937]
---
```

Note that we get both the sine and the cosine solutions simultaneously.

TODO

- Better automatic choice of degree and step size
- Make determination of Taylor series convergence radius more robust
- Allow solution for $x < x_0$
- Allow solution for complex x
- Test for difficult (ill-conditioned) problems
- Implement Runge-Kutta and other algorithms

3.2.7 Function approximation

Taylor series (`taylor`)

`mpmath.taylor(f, x, n, **options)`

Produces a degree- n Taylor polynomial around the point x of the given function f . The coefficients are returned as a list.

```
>>> from mpmath import *
>>> mp.dps = 15; mp.pretty = True
>>> nprint(chop(taylor(sin, 0, 5)))
[0.0, 1.0, 0.0, -0.166667, 0.0, 0.00833333]
```

The coefficients are computed using high-order numerical differentiation. The function must be possible to evaluate to arbitrary precision. See [diff\(\)](#) for additional details and supported keyword options.

Note that to evaluate the Taylor polynomial as an approximation of f , e.g. with [polyval\(\)](#), the coefficients must be reversed, and the point of the Taylor expansion must be subtracted from the argument:

```
>>> p = taylor(exp, 2.0, 10)
>>> polyval(p[::-1], 2.5 - 2.0)
12.1824939606092
>>> exp(2.5)
12.1824939607035
```

Pade approximation (`pade`)

`mpmath.pade(a, L, M)`

Computes a Pade approximation of degree (L, M) to a function. Given at least $L + M + 1$ Taylor coefficients

a approximating a function $A(x)$, `pade()` returns coefficients of polynomials P, Q satisfying

$$P = \sum_{k=0}^L p_k x^k$$

$$Q = \sum_{k=0}^M q_k x^k$$

$$Q_0 = 1$$

$$A(x)Q(x) = P(x) + O(x^{L+M+1})$$

$P(x)/Q(x)$ can provide a good approximation to an analytic function beyond the radius of convergence of its Taylor series (example from G.A. Baker ‘Essentials of Pade Approximants’ Academic Press, Ch.1A):

```
>>> from mpmath import *
>>> mp.dps = 15; mp.pretty = True
>>> one = mpf(1)
>>> def f(x):
...     return sqrt((one + 2*x)/(one + x))
...
>>> a = taylor(f, 0, 6)
>>> p, q = pade(a, 3, 3)
>>> x = 10
>>> polyval(p[::-1], x)/polyval(q[::-1], x)
1.38169105566806
>>> f(x)
1.38169855941551
```

Chebyshev approximation (`chebyfit`)

`mpmath.chebyfit(f, interval, N, error=False)`

Computes a polynomial of degree $N - 1$ that approximates the given function f on the interval $[a, b]$. With `error=True`, `chebyfit()` also returns an accurate estimate of the maximum absolute error; that is, the maximum value of $|f(x) - P(x)|$ for $x \in [a, b]$.

`chebyfit()` uses the Chebyshev approximation formula, which gives a nearly optimal solution: that is, the maximum error of the approximating polynomial is very close to the smallest possible for any polynomial of the same degree.

Chebyshev approximation is very useful if one needs repeated evaluation of an expensive function, such as function defined implicitly by an integral or a differential equation. (For example, it could be used to turn a slow mpmath function into a fast machine-precision version of the same.)

Examples

Here we use `chebyfit()` to generate a low-degree approximation of $f(x) = \cos(x)$, valid on the interval $[1, 2]$:

```
>>> from mpmath import *
>>> mp.dps = 15; mp.pretty = True
>>> poly, err = chebyfit(cos, [1, 2], 5, error=True)
>>> nprint(poly)
[0.00291682, 0.146166, -0.732491, 0.174141, 0.949553]
>>> nprint(err, 12)
1.61351758081e-5
```

The polynomial can be evaluated using `polyval`:

```
>>> nprint(polyval(poly, 1.6), 12)
-0.0291858904138
>>> nprint(cos(1.6), 12)
-0.0291995223013
```

Sampling the true error at 1000 points shows that the error estimate generated by `chebyfit` is remarkably good:

```
>>> error = lambda x: abs(cos(x) - polyval(poly, x))
>>> nprint(max([error(1+n/1000.) for n in range(1000)]), 12)
1.61349954245e-5
```

Choice of degree

The degree N can be set arbitrarily high, to obtain an arbitrarily good approximation. As a rule of thumb, an N -term Chebyshev approximation is good to $N/(b-a)$ decimal places on a unit interval (although this depends on how well-behaved f is). The cost grows accordingly: `chebyfit` evaluates the function $(N^2)/2$ times to compute the coefficients and an additional N times to estimate the error.

Possible issues

One should be careful to use a sufficiently high working precision both when calling `chebyfit` and when evaluating the resulting polynomial, as the polynomial is sometimes ill-conditioned. It is for example difficult to reach 15-digit accuracy when evaluating the polynomial using machine precision floats, no matter the theoretical accuracy of the polynomial. (The option to return the coefficients in Chebyshev form should be made available in the future.)

It is important to note the Chebyshev approximation works poorly if f is not smooth. A function containing singularities, rapid oscillation, etc can be approximated more effectively by multiplying it by a weight function that cancels out the nonsmooth features, or by dividing the interval into several segments.

Fourier series (`fourier`, `fourieval`)

`mpmath.fourier(f, interval, N)`

Computes the Fourier series of degree N of the given function on the interval $[a, b]$. More precisely, `fourier()` returns two lists (c, s) of coefficients (the cosine series and sine series, respectively), such that

$$f(x) \sim \sum_{k=0}^N c_k \cos(kmx) + s_k \sin(kmx)$$

where $m = 2\pi/(b-a)$.

Note that many texts define the first coefficient as $2c_0$ instead of c_0 . The easiest way to evaluate the computed series correctly is to pass it to `fourieval()`.

Examples

The function $f(x) = x$ has a simple Fourier series on the standard interval $[-\pi, \pi]$. The cosine coefficients are all zero (because the function has odd symmetry), and the sine coefficients are rational numbers:

```
>>> from mpmath import *
>>> mp.dps = 15; mp.pretty = True
>>> c, s = fourier(lambda x: x, [-pi, pi], 5)
>>> nprint(c)
[0.0, 0.0, 0.0, 0.0, 0.0, 0.0]
```

(continues on next page)

(continued from previous page)

```
>>> nprint(s)
[0.0, 2.0, -1.0, 0.666667, -0.5, 0.4]
```

This computes a Fourier series of a nonsymmetric function on a nonstandard interval:

```
>>> I = [-1, 1.5]
>>> f = lambda x: x**2 - 4*x + 1
>>> cs = fourier(f, I, 4)
>>> nprint(cs[0])
[0.583333, 1.12479, -1.27552, 0.904708, -0.441296]
>>> nprint(cs[1])
[0.0, -2.6255, 0.580905, 0.219974, -0.540057]
```

It is instructive to plot a function along with its truncated Fourier series:

```
>>> plot([f, lambda x: fourierval(cs, I, x)], I)
```

Fourier series generally converge slowly (and may not converge pointwise). For example, if $f(x) = \cosh(x)$, a 10-term Fourier series gives an L^2 error corresponding to 2-digit accuracy:

```
>>> I = [-1, 1]
>>> cs = fourier(cosh, I, 9)
>>> g = lambda x: (cosh(x) - fourierval(cs, I, x))**2
>>> nprint(sqrt(quad(g, I)))
0.00467963
```

`fourier()` uses numerical quadrature. For nonsmooth functions, the accuracy (and speed) can be improved by including all singular points in the interval specification:

```
>>> nprint(fourier(abs, [-1, 1], 0), 10)
([0.5000441648], [0.0])
>>> nprint(fourier(abs, [-1, 0, 1], 0), 10)
([0.5], [0.0])
```

`mpmath.fourierval(series, interval, x)`

Evaluates a Fourier series (in the format computed by `fourier()` for the given interval) at the point x .

The series should be a pair (c, s) where c is the cosine series and s is the sine series. The two lists need not have the same length.

3.2.8 Numerical inverse Laplace transform

One-step algorithm (`invertlaplace`)

`mpmath.invertlaplace(f, t, **kwargs)`

Computes the numerical inverse Laplace transform for a Laplace-space function at a given time. The function being evaluated is assumed to be a real-valued function of time.

The user must supply a Laplace-space function $\bar{f}(p)$, and a desired time at which to estimate the time-domain solution $f(t)$.

A few basic examples of Laplace-space functions with known inverses (see references [1,2]) :

$$\mathcal{L}\{f(t)\} = \bar{f}(p)$$

$$\mathcal{L}^{-1}\{\bar{f}(p)\} = f(t)$$

$$\bar{f}(p) = \frac{1}{(p+1)^2}$$

$$f(t) = te^{-t}$$

```
>>> from mpmath import *
>>> mp.dps = 15; mp.pretty = True
>>> tt = [0.001, 0.01, 0.1, 1, 10]
>>> fp = lambda p: 1/(p+1)**2
>>> ft = lambda t: t*exp(-t)
>>> ft(tt[0]),ft(tt[0])-invertlaplace(fp,tt[0],method='talbot')
(0.000999000499833375, 8.57923043561212e-20)
>>> ft(tt[1]),ft(tt[1])-invertlaplace(fp,tt[1],method='talbot')
(0.00990049833749168, 3.27007646698047e-19)
>>> ft(tt[2]),ft(tt[2])-invertlaplace(fp,tt[2],method='talbot')
(0.090483741803596, -1.75215800052168e-18)
>>> ft(tt[3]),ft(tt[3])-invertlaplace(fp,tt[3],method='talbot')
(0.367879441171442, 1.2428864009344e-17)
>>> ft(tt[4]),ft(tt[4])-invertlaplace(fp,tt[4],method='talbot')
(0.000453999297624849, 4.04513489306658e-20)
```

The methods also work for higher precision:

```
>>> mp.dps = 100; mp.pretty = True
>>> nstr(ft(tt[0]),15),nstr(ft(tt[0])-invertlaplace(fp,tt[0],method='talbot'),15)
('0.000999000499833375', '-4.96868310693356e-105')
>>> nstr(ft(tt[1]),15),nstr(ft(tt[1])-invertlaplace(fp,tt[1],method='talbot'),15)
('0.00990049833749168', '1.23032291513122e-104')
```

$$\bar{f}(p) = \frac{1}{p^2 + 1}$$

$$f(t) = J_0(t)$$

```
>>> mp.dps = 15; mp.pretty = True
>>> fp = lambda p: 1/sqrt(p*p + 1)
>>> ft = lambda t: besselj(0,t)
>>> ft(tt[0]),ft(tt[0])-invertlaplace(fp,tt[0],method='dehoog')
(0.9999997500000016, -6.09717765032273e-18)
>>> ft(tt[1]),ft(tt[1])-invertlaplace(fp,tt[1],method='dehoog')
(0.99997500015625, -5.61756281076169e-17)
```

$$\bar{f}(p) = \frac{\log p}{p}$$

$$f(t) = -\gamma - \log t$$

```
>>> mp.dps = 15; mp.pretty = True
>>> fp = lambda p: log(p)/p
>>> ft = lambda t: -euler-log(t)
>>> ft(tt[0]),ft(tt[0])-invertlaplace(fp,tt[0],method='stehfest')
(6.3305396140806, -1.92126634837863e-16)
>>> ft(tt[1]),ft(tt[1])-invertlaplace(fp,tt[1],method='stehfest')
(4.02795452108656, -4.81486093200704e-16)
```

Options

`invertlaplace()` recognizes the following optional keywords valid for all methods:

method

Chooses numerical inverse Laplace transform algorithm (described below).

degree

Number of terms used in the approximation

Algorithms

Mpmath implements four numerical inverse Laplace transform algorithms, attributed to: Talbot, Stehfest, and de Hoog, Knight and Stokes. These can be selected by using `method='talbot'`, `method='stehfest'`, `method='dehoog'` or `method='cohen'` or by passing the classes `method=FixedTalbot`, `method=Stehfest`, `method=deHoog`, or `method=Cohen`. The functions `invlaptalbot()`, `invlapstehfest()`, `invlapdehoog()`, and `invlapcohen()` are also available as shortcuts.

All four algorithms implement a heuristic balance between the requested precision and the precision used internally for the calculations. This has been tuned for a typical exponentially decaying function and precision up to few hundred decimal digits.

The Laplace transform converts the variable time (i.e., along a line) into a parameter given by the right half of the complex p -plane. Singularities, poles, and branch cuts in the complex p -plane contain all the information regarding the time behavior of the corresponding function. Any numerical method must therefore sample p -plane “close enough” to the singularities to accurately characterize them, while not getting too close to have catastrophic cancellation, overflow, or underflow issues. Most significantly, if one or more of the singularities in the p -plane is not on the left side of the Bromwich contour, its effects will be left out of the computed solution, and the answer will be completely wrong.

Talbot

The fixed Talbot method is high accuracy and fast, but the method can catastrophically fail for certain classes of time-domain behavior, including a Heaviside step function for positive time (e.g., $H(t-2)$), or some oscillatory behaviors. The Talbot method usually has adjustable parameters, but the “fixed” variety implemented here does not. This method deforms the Bromwich integral contour in the shape of a parabola towards $-\infty$, which leads to problems when the solution has a decaying exponential in it (e.g., a Heaviside step function is equivalent to multiplying by a decaying exponential in Laplace space).

Stehfest

The Stehfest algorithm only uses abscissa along the real axis of the complex p -plane to estimate the time-domain function. Oscillatory time-domain functions have poles away from the real axis, so this method does not work well with oscillatory functions, especially high-frequency ones. This method also depends on summation of terms in a series that grows very large, and will have catastrophic cancellation during summation if the working precision is too low.

de Hoog et al.

The de Hoog, Knight, and Stokes method is essentially a Fourier-series quadrature-type approximation to the Bromwich contour integral, with non-linear series acceleration and an analytical expression for the remainder term. This method is typically one of the most robust. This method also involves the greatest amount of overhead, so it is typically the slowest of the four methods at high precision.

Cohen

The Cohen method is a trapezoidal rule approximation to the Bromwich contour integral, with linear acceleration for alternating series. This method is as robust as the de Hoog et al method and the fastest of the four methods at high precision, and is therefore the default method.

Singularities

All numerical inverse Laplace transform methods have problems at large time when the Laplace-space function has poles, singularities, or branch cuts to the right of the origin in the complex plane. For simple poles in $\bar{f}(p)$ at the p -plane origin, the time function is constant in time (e.g., $\mathcal{L}\{1\} = 1/p$ has a pole at $p = 0$). A pole in $\bar{f}(p)$ to the left of the origin is a decreasing function of time (e.g., $\mathcal{L}\{e^{-t/2}\} = 1/(p + 1/2)$ has a pole at $p = -1/2$), and a pole to the right of the origin leads to an increasing function in time (e.g., $\mathcal{L}\{te^{t/4}\} = 1/(p - 1/4)^2$ has a pole at $p = 1/4$). When singularities occur off the real p axis, the time-domain function is oscillatory. For example $\mathcal{L}\{J_0(t)\} = 1/\sqrt{p^2 + 1}$ has a branch cut starting at $p = j = \sqrt{-1}$ and is a decaying oscillatory function. This range of behaviors is illustrated in Duffy [3] Figure 4.10.4, p. 228.

In general as $p \rightarrow \infty \rightarrow 0$ and vice-versa. All numerical inverse Laplace transform methods require their abscissa to shift closer to the origin for larger times. If the abscissa shift left of the rightmost singularity in the Laplace domain, the answer will be completely wrong (the effect of singularities to the right of the Bromwich contour are not included in the results).

For example, the following exponentially growing function has a pole at $p = 3$:

$$\bar{f}(p) = \frac{1}{p^2 - 9}$$

$$f(t) = \frac{1}{3} \sinh 3t$$

```
>>> mp.dps = 15; mp.pretty = True
>>> fp = lambda p: 1/(p*p-9)
>>> ft = lambda t: sinh(3*t)/3
>>> tt = [0.01, 0.1, 1.0, 10.0]
>>> ft(tt[0]),invertlaplace(fp,tt[0],method='talbot')
(0.010000150000675014, 0.010000150000675014)
>>> ft(tt[1]),invertlaplace(fp,tt[1],method='talbot')
(0.101506764482381, 0.101506764482381)
>>> ft(tt[2]),invertlaplace(fp,tt[2],method='talbot')
(3.33929164246997, 3.33929164246997)
>>> ft(tt[3]),invertlaplace(fp,tt[3],method='talbot')
(1781079096920.74, -1.61331069624091e-14)
```

References

- [DLMF] section 1.14 (<http://dlmf.nist.gov/1.14T4>)
- Cohen, A.M. (2007). Numerical Methods for Laplace Transform Inversion, Springer.
- Duffy, D.G. (1998). Advanced Engineering Mathematics, CRC Press.

Numerical Inverse Laplace Transform Reviews

- Bellman, R., R.E. Kalaba, J.A. Lockett (1966). *Numerical inversion of the Laplace transform: Applications to Biology, Economics, Engineering, and Physics*. Elsevier.
- Davies, B., B. Martin (1979). Numerical inversion of the Laplace transform: a survey and comparison of methods. *Journal of Computational Physics* 33:1-32, [http://dx.doi.org/10.1016/0021-9991\(79\)90025-1](http://dx.doi.org/10.1016/0021-9991(79)90025-1)
- Duffy, D.G. (1993). On the numerical inversion of Laplace transforms: Comparison of three new methods on characteristic problems from applications. *ACM Transactions on Mathematical Software* 19(3):333-359, <http://dx.doi.org/10.1145/155743.155788>
- Kuhlman, K.L., (2013). Review of Inverse Laplace Transform Algorithms for Laplace-Space Numerical Approaches, *Numerical Algorithms*, 63(2):339-355. <http://dx.doi.org/10.1007/s11075-012-9625-3>

Specific algorithms

Fixed Talbot algorithm

class mpmath.calculus.inverselaplace.FixedTalbot(*ctx*)

calc_laplace_parameter(*t, **kwargs*)

The “fixed” Talbot method deforms the Bromwich contour towards $-\infty$ in the shape of a parabola. Traditionally the Talbot algorithm has adjustable parameters, but the “fixed” version does not. The r parameter could be passed in as a parameter, if you want to override the default given by (Abate & Valko, 2004).

The Laplace parameter is sampled along a parabola opening along the negative imaginary axis, with the base of the parabola along the real axis at $p = \frac{r}{t_{\max}}$. As the number of terms used in the approximation (degree) grows, the abscissa required for function evaluation tend towards $-\infty$, requiring high precision to prevent overflow. If any poles, branch cuts or other singularities exist such that the deformed Bromwich contour lies to the left of the singularity, the method will fail.

Optional arguments

calc_laplace_parameter recognizes the following keywords

tmax

maximum time associated with vector of times (typically just the time requested)

degree

integer order of approximation (M = number of terms)

r

abscissa for p_0 (otherwise computed using rule of thumb $2M/5$)

The working precision will be increased according to a rule of thumb. If ‘degree’ is not specified, the working precision and degree are chosen to hopefully achieve the dps of the calling context. If ‘degree’ is specified, the working precision is chosen to achieve maximum resulting precision for the specified degree.

$$p_0 = \frac{r}{t}$$

$$p_i = \frac{ir\pi}{Mt_{\max}} \left[\cot\left(\frac{i\pi}{M}\right) + j \right] \quad 1 \leq i < M$$

where $j = \sqrt{-1}$, $r = 2M/5$, and t_{\max} is the maximum specified time.

calc_time_domain_solution(*fp, t, manual_prec=False*)

The fixed Talbot time-domain solution is computed from the Laplace-space function evaluations using

$$f(t, M) = \frac{2}{5t} \sum_{k=0}^{M-1} \Re [\gamma_k \bar{f}(p_k)]$$

where

$$\gamma_0 = \frac{1}{2} e^r \bar{f}(p_0)$$

$$\gamma_k = e^{tp_k} \left\{ 1 + \frac{jk\pi}{M} \left[1 + \cot\left(\frac{k\pi}{M}\right)^2 \right] - j \cot\left(\frac{k\pi}{M}\right) \right\} \quad 1 \leq k < M.$$

Again, $j = \sqrt{-1}$.

Before calling this function, call *calc_laplace_parameter* to set the parameters and compute the required coefficients.

References

1. Abate, J., P. Valko (2004). Multi-precision Laplace transform inversion. *International Journal for Numerical Methods in Engineering* 60:979-993, <http://dx.doi.org/10.1002/nme.995>
2. Talbot, A. (1979). The accurate numerical inversion of Laplace transforms. *IMA Journal of Applied Mathematics* 23(1):97, <http://dx.doi.org/10.1093/imamat/23.1.97>

Gaver-Stehfest algorithm

`class mpmath.calculus.inverselaplace.Stehfest(ctx)`

`calc_laplace_parameter(t, **kwargs)`

The Gaver-Stehfest method is a discrete approximation of the Widder-Post inversion algorithm, rather than a direct approximation of the Bromwich contour integral.

The method abscissa along the real axis, and therefore has issues inverting oscillatory functions (which have poles in pairs away from the real axis).

The working precision will be increased according to a rule of thumb. If ‘degree’ is not specified, the working precision and degree are chosen to hopefully achieve the dps of the calling context. If ‘degree’ is specified, the working precision is chosen to achieve maximum resulting precision for the specified degree.

$$p_k = \frac{k \log 2}{t} \quad 1 \leq k \leq M$$

`calc_time_domain_solution(fp, t, manual_prec=False)`

Compute time-domain Stehfest algorithm solution.

$$f(t, M) = \frac{\log 2}{t} \sum_{k=1}^M V_k \bar{f}(p_k)$$

where

$$V_k = (-1)^{k+N/2} \sum_{i=\lfloor (k+1)/2 \rfloor}^{\min(k, N/2)} \frac{i^{\frac{N}{2}} (2i)!}{\left(\frac{N}{2} - i\right)! i! (i-1)! (k-i)! (2i-k)!}$$

As the degree increases, the abscissa (p_k) only increase linearly towards ∞ , but the Stehfest coefficients (V_k) alternate in sign and increase rapidly in sign, requiring high precision to prevent overflow or loss of significance when evaluating the sum.

References

1. Widder, D. (1941). *The Laplace Transform*. Princeton.
2. Stehfest, H. (1970). Algorithm 368: numerical inversion of Laplace transforms. *Communications of the ACM* 13(1):47-49, <http://dx.doi.org/10.1145/361953.361969>

de Hoog, Knight & Stokes algorithm

`class mpmath.calculus.inverselaplace.deHoog(ctx)`

`calc_laplace_parameter(t, **kwargs)`

the de Hoog, Knight & Stokes algorithm is an accelerated form of the Fourier series numerical inverse Laplace transform algorithms.

$$p_k = \gamma + \frac{jk}{T} \quad 0 \leq k < 2M + 1$$

where

$$\gamma = \alpha - \frac{\log \text{tol}}{2T},$$

$j = \sqrt{-1}$, $T = 2t_{\max}$ is a scaled time, $\alpha = 10^{-\text{dps_goal}}$ is the real part of the rightmost pole or singularity, which is chosen based on the desired accuracy (assuming the rightmost singularity is 0), and $\text{tol} = 10\alpha$ is the desired tolerance, which is chosen in relation to α .

When increasing the degree, the abscissa increase towards $j\infty$, but more slowly than the fixed Talbot algorithm. The de Hoog et al. algorithm typically does better with oscillatory functions of time, and less well-behaved functions. The method tends to be slower than the Talbot and Stehfest algorithm, especially so at very high precision (e.g., > 500 digits precision).

calc_time_domain_solution(*fp*, *t*, *manual_prec=False*)

Calculate time-domain solution for de Hoog, Knight & Stokes algorithm.

The un-accelerated Fourier series approach is:

$$f(t, 2M + 1) = \frac{e^{\gamma t}}{T} \sum_{k=0}^{2M}{}' \Re \left[\bar{f}(p_k) e^{i\pi k t/T} \right],$$

where the prime on the summation indicates the first term is halved.

This simplistic approach requires so many function evaluations that it is not practical. Non-linear acceleration is accomplished via Pade-approximation and an analytic expression for the remainder of the continued fraction. See the original paper (reference 2 below) a detailed description of the numerical approach.

References

1. Davies, B. (2005). *Integral Transforms and their Applications*, Third Edition. Springer.
2. de Hoog, F., J. Knight, A. Stokes (1982). An improved method for numerical inversion of Laplace transforms. *SIAM Journal of Scientific and Statistical Computing* 3:357-366, <http://dx.doi.org/10.1137/0903022>

Cohen acceleration algorithm

class mpmath.calculus.inverselaplace.**Cohen**(*ctx*)

calc_laplace_parameter(*t*, ***kwargs*)

The Cohen algorithm accelerates the convergence of the nearly alternating series resulting from the application of the trapezoidal rule to the Bromwich contour inversion integral.

$$p_k = \frac{\gamma}{2t} + \frac{\pi i k}{t} \quad 0 \leq k < M$$

where

$$\gamma = \frac{2}{3}(d + \log(10) + \log(2t)),$$

$d = \text{dps_goal}$, which is chosen based on the desired accuracy using the method developed in [1] to improve numerical stability. The Cohen algorithm shows robustness similar to the de Hoog et al. algorithm, but it is faster than the fixed Talbot algorithm.

Optional arguments

degree

integer order of the approximation ($M = \text{number of terms}$)

alpha

abscissa for p_0 (controls the discretization error)

The working precision will be increased according to a rule of thumb. If ‘degree’ is not specified, the working precision and degree are chosen to hopefully achieve the dps of the calling context. If ‘degree’ is specified, the working precision is chosen to achieve maximum resulting precision for the specified degree.

References

1. P. Glasserman, J. Ruiz-Mata (2006). Computing the credit loss distribution in the Gaussian copula model: a comparison of methods. *Journal of Credit Risk* 2(4):33-66, 10.21314/JCR.2006.057

calc_time_domain_solution(*fp*, *t*, *manual_prec=False*)

Calculate time-domain solution for Cohen algorithm.

The accelerated nearly alternating series is:

$$f(t, M) = \frac{e^{\gamma/2}}{t} \left[\frac{1}{2} \Re \left(\bar{f} \left(\frac{\gamma}{2t} \right) \right) - \sum_{k=0}^{M-1} \frac{c_{M,k}}{d_M} \Re \left(\bar{f} \left(\frac{\gamma + 2(k+1)\pi i}{2t} \right) \right) \right],$$

where coefficients $\frac{c_{M,k}}{d_M}$ are described in [1].

1. H. Cohen, F. Rodriguez Villegas, D. Zagier (2000). Convergence acceleration of alternating series. *Experiment. Math* 9(1):3-12

Manual approach

It is possible and sometimes beneficial to re-create some of the functionality in `invertlaplace`. This could be used to compute the Laplace-space function evaluations in a different way. For example, the Laplace-space function evaluations could be the result of a quadrature or sum, solution to a system of ordinary differential equations, or possibly computed in parallel from some external library or function call.

A trivial example showing the process (which could be implemented using the existing interface):

```
>>> from mpmath import *
>>> myTalbot = calculus.inverselaplace.FixedTalbot(mp)
>>> t = convert(0.25)
>>> myTalbot.calc_laplace_parameter(t)
>>> fp = lambda p: 1/(p + 1) - 1/(p + 1000)
>>> ft = lambda t: exp(-t) - exp(-1000*t)
>>> fpvec = [fp(p) for p in myTalbot.p]
>>> ft(t)-myTalbot.calc_time_domain_solution(fpvec,t>manual_prec=True)
mpf('1.928300179528890061756872185e-21')
```

This manual approach is also useful to look at the Laplace parameter, order, or working precision which were computed.

```
>>> myTalbot.degree
34
```

Credit

The numerical inverse Laplace transform functionality was contributed to mpmath by Kristopher L. Kuhlman in 2017. The Cohen method was contributed to mpmath by Guillermo Navas-Palencia in 2022.

3.3 Matrices

3.3.1 Creating matrices

Basic methods

Matrices in mpmath are implemented using dictionaries. Only non-zero values are stored, so it is cheap to represent sparse matrices.

The most basic way to create one is to use the `matrix` class directly. You can create an empty matrix specifying the dimensions:

```
>>> from mpmath import *
>>> mp.dps = 15; mp.pretty = False
>>> matrix(2)
matrix(
  [['0.0', '0.0'],
   ['0.0', '0.0']])
>>> matrix(2, 3)
matrix(
  [['0.0', '0.0', '0.0'],
   ['0.0', '0.0', '0.0']])
```

Calling `matrix` with one dimension will create a square matrix.

To access the dimensions of a matrix, use the `rows` or `cols` keyword:

```
>>> A = matrix(3, 2)
>>> A
matrix(
  [['0.0', '0.0'],
   ['0.0', '0.0'],
   ['0.0', '0.0']])
>>> A.rows
3
>>> A.cols
2
```

You can also change the dimension of an existing matrix. This will set the new elements to 0. If the new dimension is smaller than before, the concerning elements are discarded:

```
>>> A.rows = 2
>>> A
matrix(
  [['0.0', '0.0'],
   ['0.0', '0.0']])
```

Internally `convert` is applied every time an element is set. This is done using the syntax `A[row,column]`, counting from 0:

```
>>> A = matrix(2)
>>> A[1,1] = 1 + 1j
>>> print(A)
[0.0      0.0]
[0.0  (1.0 + 1.0j)]
```

A more comfortable way to create a matrix lets you use nested lists:

```
>>> matrix([[1, 2], [3, 4]])
matrix(
  [['1.0', '2.0'],
   ['3.0', '4.0']])
```

Advanced methods

Convenient functions are available for creating various standard matrices:

```
>>> zeros(2)
matrix(
  [['0.0', '0.0'],
   ['0.0', '0.0']])
>>> ones(2)
matrix(
  [['1.0', '1.0'],
   ['1.0', '1.0']])
>>> diag([1, 2, 3]) # diagonal matrix
matrix(
  [['1.0', '0.0', '0.0'],
   ['0.0', '2.0', '0.0'],
   ['0.0', '0.0', '3.0']])
>>> eye(2) # identity matrix
matrix(
  [['1.0', '0.0'],
   ['0.0', '1.0']])
```

You can even create random matrices:

```
>>> randmatrix(2)
matrix(
  [['0.53491598236191806', '0.57195669543302752'],
   ['0.85589992269513615', '0.82444367501382143']])
```

Vectors

Vectors may also be represented by the `matrix` class (with `rows = 1` or `cols = 1`). For vectors there are some things which make life easier. A column vector can be created using a flat list, a row vectors using an almost flat nested list:

```
>>> matrix([1, 2, 3])
matrix(
  [['1.0'],
   ['2.0'],
```

(continues on next page)

(continued from previous page)

```
['3.0']])
>>> matrix([[1, 2, 3]])
matrix(
[['1.0', '2.0', '3.0']])
```

Optionally vectors can be accessed like lists, using only a single index:

```
>>> x = matrix([1, 2, 3])
>>> x[1]
mpf('2.0')
>>> x[1,0]
mpf('2.0')
```

Other

Like you probably expected, matrices can be printed:

```
>>> print(randmatrix(3))
[ 0.782963853573023  0.802057689719883  0.427895717335467]
[0.0541876859348597  0.708243266653103  0.615134039977379]
[ 0.856151514955773  0.544759264818486  0.686210904770947]
```

Use `nstr` or `nprint` to specify the number of digits to print:

```
>>> nprint(randmatrix(5), 3)
[2.07e-1  1.66e-1  5.06e-1  1.89e-1  8.29e-1]
[6.62e-1  6.55e-1  4.47e-1  4.82e-1  2.06e-2]
[4.33e-1  7.75e-1  6.93e-2  2.86e-1  5.71e-1]
[1.01e-1  2.53e-1  6.13e-1  3.32e-1  2.59e-1]
[1.56e-1  7.27e-2  6.05e-1  6.67e-2  2.79e-1]
```

As matrices are mutable, you will need to copy them sometimes:

```
>>> A = matrix(2)
>>> A
matrix(
[['0.0', '0.0'],
 ['0.0', '0.0']])
>>> B = A.copy()
>>> B[0,0] = 1
>>> B
matrix(
[['1.0', '0.0'],
 ['0.0', '0.0']])
>>> A
matrix(
[['0.0', '0.0'],
 ['0.0', '0.0']])
```

Finally, it is possible to convert a matrix to a nested list. This is very useful, as most Python libraries involving matrices or arrays (namely NumPy or SymPy) support this format:


```
>>> B.tolist()
[[mpf('1.0'), mpf('0.0')], [mpf('0.0'), mpf('0.0')]]
```

3.3.2 Matrix operations

You can add and subtract matrices of compatible dimensions:

```
>>> A = matrix([[1, 2], [3, 4]])
>>> B = matrix([[-2, 4], [5, 9]])
>>> A + B
matrix(
  [['-1.0', '6.0'],
   ['8.0', '13.0']])
>>> A - B
matrix(
  [['3.0', '-2.0'],
   ['-2.0', '-5.0']])
>>> A + ones(3)
Traceback (most recent call last):
  File "<stdin>", line 1, in <module>
  File "...", line 238, in __add__
    raise ValueError('incompatible dimensions for addition')
ValueError: incompatible dimensions for addition
```

It is possible to multiply or add matrices and scalars. In the latter case the operation will be done element-wise:

```
>>> A * 2
matrix(
  [['2.0', '4.0'],
   ['6.0', '8.0']])
>>> A / 4
matrix(
  [['0.25', '0.5'],
   ['0.75', '1.0']])
>>> A - 1
matrix(
  [['0.0', '1.0'],
   ['2.0', '3.0']])
```

Of course you can perform matrix multiplication, if the dimensions are compatible:

```
>>> A * B
matrix(
  [['8.0', '22.0'],
   ['14.0', '48.0']])
>>> matrix([[1, 2, 3]]) * matrix([[-6], [7], [-2]])
matrix(
  [['2.0']])
```

You can raise powers of square matrices:

```
>>> A**2
matrix(
[['7.0', '10.0'],
 ['15.0', '22.0']])
```

Negative powers will calculate the inverse:

```
>>> A**-1
matrix(
[['-2.0', '1.0'],
 ['1.5', '-0.5']])
>>> nprint(A * A**-1, 3)
[      1.0  1.08e-19]
[-2.17e-19      1.0]
```

Matrix transposition is straightforward:

```
>>> A = ones(2, 3)
>>> A
matrix(
[['1.0', '1.0', '1.0'],
 ['1.0', '1.0', '1.0']])
>>> A.T
matrix(
[['1.0', '1.0'],
 ['1.0', '1.0'],
 ['1.0', '1.0']])
```

Norms

Sometimes you need to know how “large” a matrix or vector is. Due to their multidimensional nature it’s not possible to compare them, but there are several functions to map a matrix or a vector to a positive real number, the so called norms.

`mpmath.norm(x, p=2)`

Gives the entrywise p -norm of an iterable x , i.e. the vector norm $(\sum_k |x_k|^p)^{1/p}$, for any given $1 \leq p \leq \infty$.

Special cases:

If x is not iterable, this just returns `absmax(x)`.

$p=1$ gives the sum of absolute values.

$p=2$ is the standard Euclidean vector norm.

$p=\text{inf}$ gives the magnitude of the largest element.

For x a matrix, $p=2$ is the Frobenius norm. For operator matrix norms, use `mnorm()` instead.

You can use the string ‘inf’ as well as `float(‘inf’)` or `mpf(‘inf’)` to specify the infinity norm.

Examples

```
>>> from mpmath import *
>>> mp.dps = 15; mp.pretty = False
>>> x = matrix([-10, 2, 100])
```

(continues on next page)

(continued from previous page)

```
>>> norm(x, 1)
mpf('112.0')
>>> norm(x, 2)
mpf('100.5186549850325')
>>> norm(x, inf)
mpf('100.0')
```

`mpmath.mnorm(A, p=1)`

Gives the matrix (operator) p -norm of A . Currently $p=1$ and $p=\text{inf}$ are supported:

$p=1$ gives the 1-norm (maximal column sum)

$p=\text{inf}$ gives the ∞ -norm (maximal row sum). You can use the string 'inf' as well as `float('inf')` or `mpf('inf')`

$p=2$ (not implemented) for a square matrix is the usual spectral matrix norm, i.e. the largest singular value.

$p='f'$ (or 'F', 'fro', 'Frobenius', 'frobenius') gives the Frobenius norm, which is the elementwise 2-norm. The Frobenius norm is an approximation of the spectral norm and satisfies

$$\frac{1}{\sqrt{\text{rank}(A)}} \|A\|_F \leq \|A\|_2 \leq \|A\|_F$$

The Frobenius norm lacks some mathematical properties that might be expected of a norm.

For general elementwise p -norms, use `norm()` instead.

Examples

```
>>> from mpmath import *
>>> mp.dps = 15; mp.pretty = False
>>> A = matrix([[1, -1000], [100, 50]])
>>> mnorm(A, 1)
mpf('1050.0')
>>> mnorm(A, inf)
mpf('1001.0')
>>> mnorm(A, 'F')
mpf('1006.2310867787777')
```

3.3.3 Linear algebra

Decompositions

`mpmath.cholesky(A, tol=None)`

Cholesky decomposition of a symmetric positive-definite matrix A . Returns a lower triangular matrix L such that $A = L \times L^T$. More generally, for a complex Hermitian positive-definite matrix, a Cholesky decomposition satisfying $A = L \times L^H$ is returned.

The Cholesky decomposition can be used to solve linear equation systems twice as efficiently as LU decomposition, or to test whether A is positive-definite.

The optional parameter `tol` determines the tolerance for verifying positive-definiteness.

Examples

Cholesky decomposition of a positive-definite symmetric matrix:

```

>>> from mpmath import *
>>> mp.dps = 25; mp.pretty = True
>>> A = eye(3) + hilbert(3)
>>> nprint(A)
[ 2.0 0.5 0.333333]
[ 0.5 1.33333 0.25]
[0.333333 0.25 1.2]
>>> L = cholesky(A)
>>> nprint(L)
[ 1.41421 0.0 0.0]
[0.353553 1.09924 0.0]
[0.235702 0.15162 1.05899]
>>> chop(A - L*L.T)
[0.0 0.0 0.0]
[0.0 0.0 0.0]
[0.0 0.0 0.0]

```

Cholesky decomposition of a Hermitian matrix:

```

>>> A = eye(3) + matrix([[0,0.25j,-0.5j],[-0.25j,0,0],[0.5j,0,0]])
>>> L = cholesky(A)
>>> nprint(L)
[ 1.0 0.0 0.0]
[(0.0 - 0.25j) (0.968246 + 0.0j) 0.0]
[(0.0 + 0.5j) (0.129099 + 0.0j) (0.856349 + 0.0j)]
>>> chop(A - L*L.H)
[0.0 0.0 0.0]
[0.0 0.0 0.0]
[0.0 0.0 0.0]

```

Attempted Cholesky decomposition of a matrix that is not positive definite:

```

>>> A = -eye(3) + hilbert(3)
>>> L = cholesky(A)
Traceback (most recent call last):
...
ValueError: matrix is not positive-definite

```

References

1. [Wikipedia] http://en.wikipedia.org/wiki/Cholesky_decomposition

Linear equations

Basic linear algebra is implemented; you can for example solve the linear equation system:

```

x + 2*y = -10
3*x + 4*y = 10

```

using `lu_solve`:

```

>>> A = matrix([[1, 2], [3, 4]])
>>> b = matrix([-10, 10])

```

(continues on next page)

(continued from previous page)

```
>>> x = lu_solve(A, b)
>>> x
matrix(
  [['30.0'],
   ['-20.0']])
```

If you don't trust the result, use `residual` to calculate the residual $\|A*x-b\|$:

```
>>> residual(A, x, b)
matrix(
  [['3.46944695195361e-18'],
   ['3.46944695195361e-18']])
>>> str(eps)
'2.22044604925031e-16'
```

As you can see, the solution is quite accurate. The error is caused by the inaccuracy of the internal floating point arithmetic. Though, it's even smaller than the current machine epsilon, which basically means you can trust the result.

If you need more speed, use NumPy, or use `fp` instead `mp` matrices and methods:

```
>>> A = fp.matrix([[1, 2], [3, 4]])
>>> b = fp.matrix([-10, 10])
>>> fp.lu_solve(A, b)
matrix(
  [['30.0'],
   ['-20.0']])
```

`lu_solve` accepts overdetermined systems. It is usually not possible to solve such systems, so the residual is minimized instead. Internally this is done using Cholesky decomposition to compute a least squares approximation. This means that that `lu_solve` will square the errors. If you can't afford this, use `qr_solve` instead. It is twice as slow but more accurate, and it calculates the residual automatically.

Matrix factorization

The function `lu` computes an explicit LU factorization of a matrix:

```
>>> P, L, U = lu(matrix([[0,2,3],[4,5,6],[7,8,9]]))
>>> print(P)
[0.0  0.0  1.0]
[1.0  0.0  0.0]
[0.0  1.0  0.0]
>>> print(L)
[          1.0          0.0  0.0]
[          0.0          1.0  0.0]
[0.571428571428571  0.214285714285714  1.0]
>>> print(U)
[7.0  8.0          9.0]
[0.0  2.0          3.0]
[0.0  0.0  0.214285714285714]
>>> print(P.T*L*U)
[0.0  2.0  3.0]
[4.0  5.0  6.0]
[7.0  8.0  9.0]
```

The function `qr` computes a QR factorization of a matrix:

```
>>> A = matrix([[1, 2], [3, 4], [1, 1]])
>>> Q, R = qr(A)
>>> print(Q)
[-0.301511344577764  0.861640436855329  0.408248290463863]
[-0.904534033733291 -0.123091490979333 -0.408248290463863]
[-0.301511344577764 -0.492365963917331  0.816496580927726]
>>> print(R)
[-3.3166247903554 -4.52267016866645]
[      0.0  0.738548945875996]
[      0.0      0.0]
>>> print(Q * R)
[1.0  2.0]
[3.0  4.0]
[1.0  1.0]
>>> print(chop(Q.T * Q))
[1.0  0.0  0.0]
[0.0  1.0  0.0]
[0.0  0.0  1.0]
```

The singular value decomposition

The routines `svd_r` and `svd_c` compute the singular value decomposition of a real or complex matrix A . `svd` is an unified interface calling either `svd_r` or `svd_c` depending on whether A is real or complex.

Given A , two orthogonal (A real) or unitary (A complex) matrices U and V are calculated such that

$$A = USV, \quad U'U = 1, \quad VV' = 1$$

where S is a suitable shaped matrix whose off-diagonal elements are zero. Here $'$ denotes the hermitian transpose (i.e. transposition and complex conjugation). The diagonal elements of S are the singular values of A , i.e. the square roots of the eigenvalues of $A'A$ or AA' .

Examples:

```
>>> from mpmath import mp
>>> A = mp.matrix([[2, -2, -1], [3, 4, -2], [-2, -2, 0]])
>>> S = mp.svd_r(A, compute_uv = False)
>>> print(S)
[6.0]
[3.0]
[1.0]
>>> U, S, V = mp.svd_r(A)
>>> print(mp.chop(A - U * mp.diag(S) * V))
[0.0  0.0  0.0]
[0.0  0.0  0.0]
[0.0  0.0  0.0]
```

The Schur decomposition

This routine computes the Schur decomposition of a square matrix A . Given A , a unitary matrix Q is determined such that

$$Q' A Q = R, \quad Q' Q = Q Q' = 1$$

where R is an upper right triangular matrix. Here $'$ denotes the hermitian transpose (i.e. transposition and conjugation).

Examples:

```
>>> from mpmath import mp
>>> A = mp.matrix([[3, -1, 2], [2, 5, -5], [-2, -3, 7]])
>>> Q, R = mp.schur(A)
>>> mp.nprint(R, 3)
[2.0  0.417 -2.53]
[0.0   4.0 -4.74]
[0.0   0.0  9.0]
>>> print(mp.chop(A - Q * R * Q.transpose_conj()))
[0.0  0.0  0.0]
[0.0  0.0  0.0]
[0.0  0.0  0.0]
```

The eigenvalue problem

The routine `eig` solves the (ordinary) eigenvalue problem for a real or complex square matrix A . Given A , a vector E and matrices ER and EL are calculated such that

$$\begin{aligned} A \, ER[:,i] &= E[i] \, ER[:,i] \\ EL[i,:] \, A &= EL[i,:] \, E[i] \end{aligned}$$

E contains the eigenvalues of A . The columns of ER contain the right eigenvectors of A whereas the rows of EL contain the left eigenvectors.

Examples:

```
>>> from mpmath import mp
>>> A = mp.matrix([[3, -1, 2], [2, 5, -5], [-2, -3, 7]])
>>> E, ER = mp.eig(A)
>>> print(mp.chop(A * ER[:,0] - E[0] * ER[:,0]))
[0.0]
[0.0]
[0.0]
>>> E, EL, ER = mp.eig(A, left = True, right = True)
>>> E, EL, ER = mp.eig_sort(E, EL, ER)
>>> mp.nprint(E)
[2.0, 4.0, 9.0]
>>> print(mp.chop(A * ER[:,0] - E[0] * ER[:,0]))
[0.0]
[0.0]
[0.0]
>>> print(mp.chop(EL[0,:] * A - EL[0,:] * E[0]))
[0.0  0.0  0.0]
```

The symmetric eigenvalue problem

The routines `eigsy` and `eighe` solve the (ordinary) eigenvalue problem for a real symmetric or complex hermitian square matrix A . `eigh` is an unified interface for this two functions calling either `eigsy` or `eighe` depending on whether A is real or complex.

Given A , an orthogonal (A real) or unitary matrix Q (A complex) is calculated which diagonalizes A :

$$Q' A Q = \text{diag}(E), \quad Q Q' = Q' Q = 1$$

Here $\text{diag}(E)$ is a diagonal matrix whose diagonal is E . $'$ denotes the hermitian transpose (i.e. ordinary transposition and complex conjugation).

The columns of Q are the eigenvectors of A and E contains the eigenvalues:

$$A Q[:,i] = E[i] Q[:,i]$$

Examples:

```
>>> from mpmath import mp
>>> A = mp.matrix([[3, 2], [2, 0]])
>>> E = mp.eigsy(A, eigvals_only = True)
>>> print(E)
[-1.0]
[ 4.0]
>>> A = mp.matrix([[1, 2], [2, 3]])
>>> E, Q = mp.eigsy(A) # alternative: E, Q = mp.eigh(A)
>>> print(mp.chop(A * Q[:,0] - E[0] * Q[:,0]))
[0.0]
[0.0]
>>> A = mp.matrix([[1, 2 + 5j], [2 - 5j, 3]])
>>> E, Q = mp.eighe(A) # alternative: E, Q = mp.eigh(A)
>>> print(mp.chop(A * Q[:,0] - E[0] * Q[:,0]))
[0.0]
[0.0]
```

Determinant

The determinant of a square matrix is computed by the function `det`:

```
>>> from mpmath import mp
>>> A = mp.matrix([[7, 2], [1.5, 3]])
>>> print(mp.det(A))
18.0
```


3.3.4 Interval and double-precision matrices

The `iv.matrix` and `fp.matrix` classes convert inputs to intervals and Python floating-point numbers respectively. Interval matrices can be used to perform linear algebra operations with rigorous error tracking:

```
>>> a = iv.matrix([[ '0.1', '0.3', '1.0'],
...                 [ '7.1', '5.5', '4.8'],
...                 [ '3.2', '4.4', '5.6']])
>>>
>>> b = iv.matrix([ '4', '0.6', '0.5'])
>>> c = iv.lu_solve(a, b)
>>> print(c)
[ [5.2582327113062393041, 5.2582327113062749951]]
[ [-13.155049396267856583, -13.155049396267821167]]
[ [7.4206915477497212555, 7.4206915477497310922]]
>>> print(a*c)
[ [3.9999999999999866773, 4.00000000000000133227]]
[ [0.59999999999972430942, 0.600000000000027142733]]
[ [0.49999999999982236432, 0.500000000000018474111]]
```

3.3.5 Matrix functions

`mpmath.expm(A, method='taylor')`

Computes the matrix exponential of a square matrix A , which is defined by the power series

$$\exp(A) = I + A + \frac{A^2}{2!} + \frac{A^3}{3!} + \dots$$

With `method='taylor'`, the matrix exponential is computed using the Taylor series. With `method='pade'`, Pade approximants are used instead.

Examples

Basic examples:

```
>>> from mpmath import *
>>> mp.dps = 15; mp.pretty = True
>>> expm(zeros(3))
[1.0  0.0  0.0]
[0.0  1.0  0.0]
[0.0  0.0  1.0]
>>> expm(eye(3))
[2.71828182845905      0.0      0.0]
[      0.0  2.71828182845905      0.0]
[      0.0      0.0  2.71828182845905]
>>> expm([[1,1,0],[1,0,1],[0,1,0]])
[ 3.86814500615414  2.26812870852145  0.841130841230196]
[ 2.26812870852145  2.44114713886289  1.42699786729125]
[0.841130841230196  1.42699786729125  1.6000162976327]
>>> expm([[1,1,0],[1,0,1],[0,1,0]], method='pade')
[ 3.86814500615414  2.26812870852145  0.841130841230196]
[ 2.26812870852145  2.44114713886289  1.42699786729125]
[0.841130841230196  1.42699786729125  1.6000162976327]
```

(continues on next page)

(continued from previous page)

```
>>> expm([[1+j, 0], [1+j, 1]])
[(1.46869393991589 + 2.28735528717884j) 0.0]
[ (1.03776739863568 + 3.536943175722j) (2.71828182845905 + 0.0j)]
```

Matrices with large entries are allowed:

```
>>> expm(matrix([[1,2],[2,3]])**25)
[5.65024064048415e+2050488462815550 9.14228140091932e+2050488462815550]
[9.14228140091932e+2050488462815550 1.47925220414035e+2050488462815551]
```

The identity $\exp(A + B) = \exp(A) \exp(B)$ does not hold for noncommuting matrices:

```
>>> A = hilbert(3)
>>> B = A + eye(3)
>>> chop(mnorm(A*B - B*A))
0.0
>>> chop(mnorm(expm(A+B) - expm(A)*expm(B)))
0.0
>>> B = A + ones(3)
>>> mnorm(A*B - B*A)
1.8
>>> mnorm(expm(A+B) - expm(A)*expm(B))
42.0927851137247
```

`mpmath.cosm(A)`

Gives the cosine of a square matrix A , defined in analogy with the matrix exponential.

Examples:

```
>>> from mpmath import *
>>> mp.dps = 15; mp.pretty = True
>>> X = eye(3)
>>> cosm(X)
[0.54030230586814 0.0 0.0]
[ 0.0 0.54030230586814 0.0]
[ 0.0 0.0 0.54030230586814]
>>> X = hilbert(3)
>>> cosm(X)
[ 0.424403834569555 -0.316643413047167 -0.221474945949293]
[-0.316643413047167 0.820646708837824 -0.127183694770039]
[-0.221474945949293 -0.127183694770039 0.909236687217541]
>>> X = matrix([[1+j,-2],[0,-j]])
>>> cosm(X)
[(0.833730025131149 - 0.988897705762865j) (1.07485840848393 - 0.17192140544213j)]
[ 0.0 (1.54308063481524 + 0.0j)]
```

`mpmath.sinm(A)`

Gives the sine of a square matrix A , defined in analogy with the matrix exponential.

Examples:

```
>>> from mpmath import *
>>> mp.dps = 15; mp.pretty = True
```

(continues on next page)

(continued from previous page)

```

>>> X = eye(3)
>>> sinm(X)
[0.841470984807897      0.0      0.0]
[      0.0 0.841470984807897      0.0]
[      0.0      0.0 0.841470984807897]
>>> X = hilbert(3)
>>> sinm(X)
[0.711608512150994 0.339783913247439 0.220742837314741]
[0.339783913247439 0.244113865695532 0.187231271174372]
[0.220742837314741 0.187231271174372 0.155816730769635]
>>> X = matrix([[1+j,-2],[0,-j]])
>>> sinm(X)
[(1.29845758141598 + 0.634963914784736j) (-1.96751511930922 + 0.314700021761367j)]
[      0.0      (0.0 - 1.1752011936438j)]

```

`mpmath.sqrtm(A, _may_rotate=2)`

Computes a square root of the square matrix A , i.e. returns a matrix $B = A^{1/2}$ such that $B^2 = A$. The square root of a matrix, if it exists, is not unique.

Examples

Square roots of some simple matrices:

```

>>> from mpmath import *
>>> mp.dps = 15; mp.pretty = True
>>> sqrtm([[1,0],[0,1]])
[1.0 0.0]
[0.0 1.0]
>>> sqrtm([[0,0],[0,0]])
[0.0 0.0]
[0.0 0.0]
>>> sqrtm([[2,0],[0,1]])
[1.4142135623731 0.0]
[0.0 1.0]
>>> sqrtm([[1,1],[1,0]])
[(0.920442065259926 - 0.21728689675164j) (0.568864481005783 + 0.351577584254143j)]
[(0.568864481005783 + 0.351577584254143j) (0.351577584254143 - 0.568864481005783j)]
>>> sqrtm([[1,0],[0,1]])
[1.0 0.0]
[0.0 1.0]
>>> sqrtm([[-1,0],[0,1]])
[(0.0 - 1.0j) 0.0]
[0.0 (1.0 + 0.0j)]
>>> sqrtm([[j,0],[0,j]])
[(0.707106781186547 + 0.707106781186547j) 0.0]
[0.0 (0.707106781186547 + 0.707106781186547j)]

```

A square root of a rotation matrix, giving the corresponding half-angle rotation matrix:

```

>>> t1 = 0.75
>>> t2 = t1 * 0.5
>>> A1 = matrix([[cos(t1), -sin(t1)], [sin(t1), cos(t1)]])
>>> A2 = matrix([[cos(t2), -sin(t2)], [sin(t2), cos(t2)]])

```

(continues on next page)

(continued from previous page)

```
>>> sqrtm(A1)
[0.930507621912314 -0.366272529086048]
[0.366272529086048  0.930507621912314]
>>> A2
[0.930507621912314 -0.366272529086048]
[0.366272529086048  0.930507621912314]
```

The identity $(A^2)^{1/2} = A$ does not necessarily hold:

```
>>> A = matrix([[4,1,4],[7,8,9],[10,2,11]])
>>> sqrtm(A**2)
[ 4.0  1.0  4.0]
[ 7.0  8.0  9.0]
[10.0  2.0 11.0]
>>> sqrtm(A)**2
[ 4.0  1.0  4.0]
[ 7.0  8.0  9.0]
[10.0  2.0 11.0]
>>> A = matrix([[-4,1,4],[7,-8,9],[10,2,11]])
>>> sqrtm(A**2)
[ 7.43715112194995 -0.324127569985474  1.8481718827526]
[-0.251549715716942  9.32699765900402  2.48221180985147]
[ 4.11609388833616  0.775751877098258 13.017955697342]
>>> chop(sqrtm(A)**2)
[-4.0  1.0  4.0]
[ 7.0 -8.0  9.0]
[10.0  2.0 11.0]
```

For some matrices, a square root does not exist:

```
>>> sqrtm([[0,1],[0,0]])
Traceback (most recent call last):
...
ZeroDivisionError: matrix is numerically singular
```

Two examples from the documentation for Matlab's `sqrtm`:

```
>>> mp.dps = 15; mp.pretty = True
>>> sqrtm([[7,10],[15,22]])
[1.56669890360128  1.74077655955698]
[2.61116483933547  4.17786374293675]
>>>
>>> X = matrix(\
...   [[5,-4,1,0,0],
...   [-4,6,-4,1,0],
...   [1,-4,6,-4,1],
...   [0,1,-4,6,-4],
...   [0,0,1,-4,5]])
>>> Y = matrix(\
...   [[2,-1,-0,-0,-0],
...   [-1,2,-1,0,-0],
...   [0,-1,2,-1,0],
...   [-0,0,-1,2,-1],
```

(continues on next page)

(continued from previous page)

```
... [-0,-0,-0,-1,2]]
>>> mnorm(sqrtm(X) - Y)
4.53155328326114e-19
```

mpmath.logm(A)

Computes a logarithm of the square matrix A , i.e. returns a matrix $B = \log(A)$ such that $\exp(B) = A$. The logarithm of a matrix, if it exists, is not unique.

Examples

Logarithms of some simple matrices:

```
>>> from mpmath import *
>>> mp.dps = 15; mp.pretty = True
>>> X = eye(3)
>>> logm(X)
[0.0  0.0  0.0]
[0.0  0.0  0.0]
[0.0  0.0  0.0]
>>> logm(2*X)
[0.693147180559945 0.0 0.0]
[0.0 0.693147180559945 0.0]
[0.0 0.0 0.693147180559945]
>>> logm(expm(X))
[1.0  0.0  0.0]
[0.0  1.0  0.0]
[0.0  0.0  1.0]
```

A logarithm of a complex matrix:

```
>>> X = matrix([[2+j, 1, 3], [1-j, 1-2*j, 1], [-4, -5, j]])
>>> B = logm(X)
>>> nprint(B)
[ (0.808757 + 0.107759j) (2.20752 + 0.202762j) (1.07376 - 0.773874j) ]
[ (0.905709 - 0.107795j) (0.0287395 - 0.824993j) (0.111619 + 0.514272j) ]
[ (-0.930151 + 0.399512j) (-2.06266 - 0.674397j) (0.791552 + 0.519839j) ]
>>> chop(expm(B))
[(2.0 + 1.0j) 1.0 3.0]
[(1.0 - 1.0j) (1.0 - 2.0j) 1.0]
[ -4.0 -5.0 (0.0 + 1.0j) ]
```

A matrix X close to the identity matrix, for which $\log(\exp(X)) = \exp(\log(X)) = X$ holds:

```
>>> X = eye(3) + hilbert(3)/4
>>> X
[ 1.25 0.125 0.0833333333333333 ]
[ 0.125 1.08333333333333 0.0625 ]
[ 0.083333333333333 0.0625 1.05 ]
>>> logm(expm(X))
[ 1.25 0.125 0.0833333333333333 ]
[ 0.125 1.08333333333333 0.0625 ]
[ 0.083333333333333 0.0625 1.05 ]
>>> expm(logm(X))
```

(continues on next page)

(continued from previous page)

```
[
      1.25      0.125  0.0833333333333333
[      0.125  1.08333333333333      0.0625]
[0.083333333333333      0.0625      1.05]
```

A logarithm of a rotation matrix, giving back the angle of the rotation:

```
>>> t = 3.7
>>> A = matrix([[cos(t), sin(t)], [-sin(t), cos(t)]])
>>> chop(logm(A))
[
      0.0  -2.58318530717959]
[2.58318530717959      0.0]
>>> (2*pi-t)
2.58318530717959
```

For some matrices, a logarithm does not exist:

```
>>> logm([[1,0], [0,0]])
Traceback (most recent call last):
...
ZeroDivisionError: matrix is numerically singular
```

Logarithm of a matrix with large entries:

```
>>> logm(hilbert(3) * 10**20).apply(re)
[ 45.5597513593433  1.27721006042799  0.317662687717978]
[ 1.27721006042799  42.5222778973542  2.24003708791604]
[0.317662687717978  2.24003708791604  42.395212822267]
```

`mpmath.powm(A, r)`

Computes $A^r = \exp(A \log r)$ for a matrix A and complex number r .

Examples

Powers and inverse powers of a matrix:

```
>>> from mpmath import *
>>> mp.dps = 15; mp.pretty = True
>>> A = matrix([[4,1,4],[7,8,9],[10,2,11]])
>>> powm(A, 2)
[ 63.0  20.0  69.0]
[174.0  89.0 199.0]
[164.0  48.0 179.0]
>>> chop(powm(powm(A, 4), 1/4.))
[ 4.0  1.0  4.0]
[ 7.0  8.0  9.0]
[10.0  2.0 11.0]
>>> powm(extraprec(20)(powm)(A, -4), -1/4.)
[ 4.0  1.0  4.0]
[ 7.0  8.0  9.0]
[10.0  2.0 11.0]
>>> chop(powm(powm(A, 1+0.5j), 1/(1+0.5j)))
[ 4.0  1.0  4.0]
[ 7.0  8.0  9.0]
[10.0  2.0 11.0]
```

(continues on next page)

(continued from previous page)

```
>>> powm(extraprec(5)(powm)(A, -1.5), -1/(1.5))
[ 4.0  1.0  4.0]
[ 7.0  8.0  9.0]
[10.0  2.0 11.0]
```

A Fibonacci-generating matrix:

```
>>> powm([[1,1],[1,0]], 10)
[89.0  55.0]
[55.0  34.0]
>>> fib(10)
55.0
>>> powm([[1,1],[1,0]], 6.5)
[(16.5166626964253 - 0.0121089837381789j) (10.2078589271083 + 0.0195927472575932j)]
[(10.2078589271083 + 0.0195927472575932j) (6.30880376931698 - 0.0317017309957721j)]
>>> (phi**6.5 - (1-phi)**6.5)/sqrt(5)
(10.2078589271083 - 0.0195927472575932j)
>>> powm([[1,1],[1,0]], 6.2)
[(14.3076953002666 - 0.008222855781077j) (8.81733464837593 + 0.0133048601383712j)]
[(8.81733464837593 + 0.0133048601383712j) (5.49036065189071 - 0.0215277159194482j)]
>>> (phi**6.2 - (1-phi)**6.2)/sqrt(5)
(8.81733464837593 - 0.0133048601383712j)
```

3.4 Number identification

Most function in mpmath are concerned with producing approximations from exact mathematical formulas. It is also useful to consider the inverse problem: given only a decimal approximation for a number, such as 0.7320508075688772935274463, is it possible to find an exact formula?

Subject to certain restrictions, such “reverse engineering” is indeed possible thanks to the existence of *integer relation algorithms*. Mpmath implements the PSLQ algorithm (developed by H. Ferguson), which is one such algorithm.

Automated number recognition based on PSLQ is not a silver bullet. Any occurring transcendental constants (π , e , etc) must be guessed by the user, and the relation between those constants in the formula must be linear (such as $x = 3\pi + 4e$). More complex formulas can be found by combining PSLQ with functional transformations; however, this is only feasible to a limited extent since the computation time grows exponentially with the number of operations that need to be combined.

The number identification facilities in mpmath are inspired by the [Inverse Symbolic Calculator \(ISC\)](#). The ISC is more powerful than mpmath, as it uses a lookup table of millions of precomputed constants (thereby mitigating the problem with exponential complexity).

3.4.1 Constant recognition

identify()

`mpmath.identify(x, constants=[], tol=None, maxcoeff=1000, full=False, verbose=False)`

Given a real number x , `identify(x)` attempts to find an exact formula for x . This formula is returned as a string. If no match is found, `None` is returned. With `full=True`, a list of matching formulas is returned.

As a simple example, `identify()` will find an algebraic formula for the golden ratio:

```
>>> from mpmath import *
>>> mp.dps = 15; mp.pretty = True
>>> identify(phi)
'((1+sqrt(5))/2)'
```

`identify()` can identify simple algebraic numbers and simple combinations of given base constants, as well as certain basic transformations thereof. More specifically, `identify()` looks for the following:

1. Fractions
2. Quadratic algebraic numbers
3. Rational linear combinations of the base constants
4. Any of the above after first transforming x into $f(x)$ where $f(x)$ is $1/x$, \sqrt{x} , x^2 , $\log x$ or $\exp x$, either directly or with x or $f(x)$ multiplied or divided by one of the base constants
5. Products of fractional powers of the base constants and small integers

Base constants can be given as a list of strings representing mpmath expressions (`identify()` will eval the strings to numerical values and use the original strings for the output), or as a dict of formula:value pairs.

In order not to produce spurious results, `identify()` should be used with high precision; preferably 50 digits or more.

Examples

Simple identifications can be performed safely at standard precision. Here the default recognition of rational, algebraic, and exp/log of algebraic numbers is demonstrated:

```
>>> mp.dps = 15
>>> identify(0.222222222222222)
'(2/9) '
>>> identify(1.9662210973805663)
'sqrt(((24+sqrt(48))/8)) '
>>> identify(4.1132503787829275)
'exp((sqrt(8)/2)) '
>>> identify(0.881373587019543)
'log(((2+sqrt(8))/2)) '
```

By default, `identify()` does not recognize π . At standard precision it finds a not too useful approximation. At slightly increased precision, this approximation is no longer accurate enough and `identify()` more correctly returns `None`:

```
>>> identify(pi)
'(2**(176/117)*3**(20/117)*5**(35/39))/(7**(92/117)) '
>>> mp.dps = 30
>>> identify(pi)
>>>
```


Numbers such as π , and simple combinations of user-defined constants, can be identified if they are provided explicitly:

```
>>> identify(3*pi-2*e, ['pi', 'e'])
'(3*pi + (-2)*e)'
```

Here is an example using a dict of constants. Note that the constants need not be “atomic”; *identify()* can just as well express the given number in terms of expressions given by formulas:

```
>>> identify(pi+e, {'a':pi+2, 'b':2*e})
'((-2) + 1*a + (1/2)*b)'
```

Next, we attempt some identifications with a set of base constants. It is necessary to increase the precision a bit.

```
>>> mp.dps = 50
>>> base = ['sqrt(2)', 'pi', 'log(2)']
>>> identify(0.25, base)
'(1/4)''
>>> identify(3*pi + 2*sqrt(2) + 5*log(2)/7, base)
'(2*sqrt(2) + 3*pi + (5/7)*log(2))''
>>> identify(exp(pi+2), base)
'exp((2 + 1*pi))''
>>> identify(1/(3+sqrt(2)), base)
'((3/7) + (-1/7)*sqrt(2))''
>>> identify(sqrt(2)/(3*pi+4), base)
'sqrt(2)/(4 + 3*pi)''
>>> identify(5**(mpf(1)/3)*pi*log(2)**2, base)
'5**(1/3)*pi*log(2)**2''
```

An example of an erroneous solution being found when too low precision is used:

```
>>> mp.dps = 15
>>> identify(1/(3*pi-4*e+sqrt(8)), ['pi', 'e', 'sqrt(2)'])
'((11/25) + (-158/75)*pi + (76/75)*e + (44/15)*sqrt(2))''
>>> mp.dps = 50
>>> identify(1/(3*pi-4*e+sqrt(8)), ['pi', 'e', 'sqrt(2)'])
'1/(3*pi + (-4)*e + 2*sqrt(2))''
```

Finding approximate solutions

The tolerance `tol` defaults to 3/4 of the working precision. Lowering the tolerance is useful for finding approximate matches. We can for example try to generate approximations for π :

```
>>> mp.dps = 15
>>> identify(pi, tol=1e-2)
'(22/7)''
>>> identify(pi, tol=1e-3)
'(355/113)''
>>> identify(pi, tol=1e-10)
'(5**(339/269))/(2**(64/269)*3**(13/269)*7**(92/269))''
```

With `full=True`, and by supplying a few base constants, *identify* can generate almost endless lists of approximations for any number (the output below has been truncated to show only the first few):

```
>>> for p in identify(pi, ['e', 'catalan'], tol=1e-5, full=True):
...     print(p)
...
e/log((6 + (-4/3)*e))
(3**3*5*e*catalan**2)/(2*7**2)
sqrt((-13) + 1*e + 22*catalan))
log((-6) + 24*e + 4*catalan)/e
exp(catalan*(-1/5) + (8/15)*e))
catalan*(6 + (-6)*e + 15*catalan)
sqrt((5 + 26*e + (-3)*catalan))/e
e*sqrt((-27) + 2*e + 25*catalan))
log((-1) + (-11)*e + 59*catalan))
((3/20) + (21/20)*e + (3/20)*catalan)
...
```

The numerical values are roughly as close to π as permitted by the specified tolerance:

```
>>> e/log(6-4*e/3)
3.14157719846001
>>> 135*e*catalan**2/98
3.14166950419369
>>> sqrt(e-13+22*catalan)
3.14158000062992
>>> log(24*e-6+4*catalan)-1
3.14158791577159
```

Symbolic processing

The output formula can be evaluated as a Python expression. Note however that if fractions (like '2/3') are present in the formula, Python's `eval()` may erroneously perform integer division. Note also that the output is not necessarily in the algebraically simplest form:

```
>>> identify(sqrt(2))
'(sqrt(8)/2)'
```

As a solution to both problems, consider using SymPy's `sympify()` to convert the formula into a symbolic expression. SymPy can be used to pretty-print or further simplify the formula symbolically:

```
>>> from sympy import sympify
>>> sympify(identify(sqrt(2)))
2**(1/2)
```

Sometimes `identify()` can simplify an expression further than a symbolic algorithm:

```
>>> from sympy import simplify
>>> x = sympify('1/(-3/2+(1/2)*5**(1/2))*(3/2-1/2*5**(1/2))**(1/2)')
>>> x
(3/2 - 5**(1/2)/2)**(-1/2)
>>> x = simplify(x)
>>> x
2/(6 - 2*5**(1/2))**(1/2)
>>> mp.dps = 30
>>> x = sympify(identify(x.evalf(30)))
```

(continues on next page)

(continued from previous page)

```
>>> x
1/2 + 5**(1/2)/2
```

(In fact, this functionality is available directly in SymPy as the function `nsimplify()`, which is essentially a wrapper for `identify()`.)

Miscellaneous issues and limitations

The input x must be a real number. All base constants must be positive real numbers and must not be rationals or rational linear combinations of each other.

The worst-case computation time grows quickly with the number of base constants. Already with 3 or 4 base constants, `identify()` may require several seconds to finish. To search for relations among a large number of constants, you should consider using `pslq()` directly.

The extended transformations are applied to x , not the constants separately. As a result, `identify` will for example be able to recognize `exp(2*pi+3)` with `pi` given as a base constant, but not `2*exp(pi)+3`. It will be able to recognize the latter if `exp(pi)` is given explicitly as a base constant.

3.4.2 Algebraic identification

`findpoly()`

`mpmath.findpoly(x, n=1, **kwargs)`

`findpoly(x, n)` returns the coefficients of an integer polynomial P of degree at most n such that $P(x) \approx 0$. If no polynomial having x as a root can be found, `findpoly()` returns `None`.

`findpoly()` works by successively calling `pslq()` with the vectors $[1, x]$, $[1, x, x^2]$, $[1, x, x^2, x^3]$, ..., $[1, x, x^2, \dots, x^n]$ as input. Keyword arguments given to `findpoly()` are forwarded verbatim to `pslq()`. In particular, you can specify a tolerance for $P(x)$ with `tol` and a maximum permitted coefficient size with `maxcoeff`.

For large values of n , it is recommended to run `findpoly()` at high precision; preferably 50 digits or more.

Examples

By default (degree $n = 1$), `findpoly()` simply finds a linear polynomial with a rational root:

```
>>> from mpmath import *
>>> mp.dps = 15; mp.pretty = True
>>> findpoly(0.7)
[-10, 7]
```

The generated coefficient list is valid input to `polyval` and `polyroots`:

```
>>> nprint(polyval(findpoly(phi, 2), phi), 1)
-2.0e-16
>>> for r in polyroots(findpoly(phi, 2)):
...     print(r)
...
-0.618033988749895
1.61803398874989
```

Numbers of the form $m + n\sqrt{p}$ for integers (m, n, p) are solutions to quadratic equations. As we find here, $1 + \sqrt{2}$ is a root of the polynomial $x^2 - 2x - 1$:

```
>>> findpoly(1+sqrt(2), 2)
[1, -2, -1]
>>> findroot(lambda x: x**2 - 2*x - 1, 1)
2.4142135623731
```

Despite only containing square roots, the following number results in a polynomial of degree 4:

```
>>> findpoly(sqrt(2)+sqrt(3), 4)
[1, 0, -10, 0, 1]
```

In fact, $x^4 - 10x^2 + 1$ is the *minimal polynomial* of $r = \sqrt{2} + \sqrt{3}$, meaning that a rational polynomial of lower degree having r as a root does not exist. Given sufficient precision, `findpoly()` will usually find the correct minimal polynomial of a given algebraic number.

Non-algebraic numbers

If `findpoly()` fails to find a polynomial with given coefficient size and tolerance constraints, that means no such polynomial exists.

We can verify that π is not an algebraic number of degree 3 with coefficients less than 1000:

```
>>> mp.dps = 15
>>> findpoly(pi, 3)
>>>
```

It is always possible to find an algebraic approximation of a number using one (or several) of the following methods:

1. Increasing the permitted degree
2. Allowing larger coefficients
3. Reducing the tolerance

One example of each method is shown below:

```
>>> mp.dps = 15
>>> findpoly(pi, 4)
[95, -545, 863, -183, -298]
>>> findpoly(pi, 3, maxcoeff=10000)
[836, -1734, -2658, -457]
>>> findpoly(pi, 3, tol=1e-7)
[-4, 22, -29, -2]
```

It is unknown whether Euler's constant is transcendental (or even irrational). We can use `findpoly()` to check that if it is an algebraic number, its minimal polynomial must have degree at least 7 and a coefficient of magnitude at least 1000000:

```
>>> mp.dps = 200
>>> findpoly(euler, 6, maxcoeff=10**6, tol=1e-100, maxsteps=1000)
>>>
```

Note that the high precision and strict tolerance is necessary for such high-degree runs, since otherwise unwanted low-accuracy approximations will be detected. It may also be necessary to set `maxsteps` high to prevent a premature exit (before the coefficient bound has been reached). Running with `verbose=True` to get an idea what is happening can be useful.

3.4.3 Integer relations (PSLQ)

pslq()

`mpmath.pslq(x, tol=None, maxcoeff=1000, maxsteps=100, verbose=False)`

Given a vector of real numbers $x = [x_0, x_1, \dots, x_n]$, `pslq(x)` uses the PSLQ algorithm to find a list of integers $[c_0, c_1, \dots, c_n]$ such that

$$|c_1x_1 + c_2x_2 + \dots + c_nx_n| < \text{tol}$$

and such that $\max |c_k| < \text{maxcoeff}$. If no such vector exists, `pslq()` returns `None`. The tolerance defaults to 3/4 of the working precision.

Examples

Find rational approximations for π :

```
>>> from mpmath import *
>>> mp.dps = 15; mp.pretty = True
>>> pslq([-1, pi], tol=0.01)
[22, 7]
>>> pslq([-1, pi], tol=0.001)
[355, 113]
>>> mpf(22)/7; mpf(355)/113; +pi
3.14285714285714
3.14159292035398
3.14159265358979
```

Pi is not a rational number with denominator less than 1000:

```
>>> pslq([-1, pi])
>>>
```

To within the standard precision, it can however be approximated by at least one rational number with denominator less than 10^{12} :

```
>>> p, q = pslq([-1, pi], maxcoeff=10**12)
>>> print(p); print(q)
238410049439
75888275702
>>> mpf(p)/q
3.14159265358979
```

The PSLQ algorithm can be applied to long vectors. For example, we can investigate the rational (in)dependence of integer square roots:

```
>>> mp.dps = 30
>>> pslq([sqrt(n) for n in range(2, 5+1)])
>>>
>>> pslq([sqrt(n) for n in range(2, 6+1)])
>>>
>>> pslq([sqrt(n) for n in range(2, 8+1)])
[2, 0, 0, 0, 0, 0, -1]
```

Machin formulas

A famous formula for π is Machin's,

$$\frac{\pi}{4} = 4 \operatorname{acot} 5 - \operatorname{acot} 239$$

There are actually infinitely many formulas of this type. Two others are

$$\frac{\pi}{4} = 12 \operatorname{acot} 49 + 32 \operatorname{acot} 57 + 5 \operatorname{acot} 239 + 12 \operatorname{acot} 110443$$

We can easily verify the formulas using the PSLQ algorithm:

```
>>> mp.dps = 30
>>> pslq([pi/4, acot(1)])
[1, -1]
>>> pslq([pi/4, acot(5), acot(239)])
[1, -4, 1]
>>> pslq([pi/4, acot(49), acot(57), acot(239), acot(110443)])
[1, -12, -32, 5, -12]
```

We could try to generate a custom Machin-like formula by running the PSLQ algorithm with a few inverse cotangent values, for example $\operatorname{acot}(2)$, $\operatorname{acot}(3)$... $\operatorname{acot}(10)$. Unfortunately, there is a linear dependence among these values, resulting in only that dependence being detected, with a zero coefficient for π :

```
>>> pslq([pi] + [acot(n) for n in range(2,11)])
[0, 1, -1, 0, 0, 0, -1, 0, 0, 0]
```

We get better luck by removing linearly dependent terms:

```
>>> pslq([pi] + [acot(n) for n in range(2,11) if n not in (3, 5)])
[1, -8, 0, 0, 4, 0, 0, 0]
```

In other words, we found the following formula:

```
>>> 8*acot(2) - 4*acot(7)
3.14159265358979323846264338328
>>> +pi
3.14159265358979323846264338328
```

Algorithm

This is a fairly direct translation to Python of the pseudocode given by David Bailey, “The PSLQ Integer Relation Algorithm”: <http://www.cecm.sfu.ca/organics/papers/bailey/paper/html/node3.html>

The present implementation uses fixed-point instead of floating-point arithmetic, since this is significantly (about 7x) faster.

4.1 Precision and representation issues

Most of the time, using `mpmath` is simply a matter of setting the desired precision and entering a formula. For verification purposes, a quite (but not always!) reliable technique is to calculate the same thing a second time at a higher precision and verifying that the results agree.

To perform more advanced calculations, it is important to have some understanding of how `mpmath` works internally and what the possible sources of error are. This section gives an overview of arbitrary-precision binary floating-point arithmetic and some concepts from numerical analysis.

The following concepts are important to understand:

- The main sources of numerical errors are rounding and cancellation, which are due to the use of finite-precision arithmetic, and truncation or approximation errors, which are due to approximating infinite sequences or continuous functions by a finite number of samples.
- Errors propagate between calculations. A small error in the input may result in a large error in the output.
- Most numerical algorithms for complex problems (e.g. integrals, derivatives) give wrong answers for sufficiently ill-behaved input. Sometimes virtually the only way to get a wrong answer is to design some very contrived input, but at other times the chance of accidentally obtaining a wrong result even for reasonable-looking input is quite high.
- Like any complex numerical software, `mpmath` has implementation bugs. You should be reasonably suspicious about any results computed by `mpmath`, even those it claims to be able to compute correctly! If possible, verify results analytically, try different algorithms, and cross-compare with other software.

4.1.1 Precision, error and tolerance

The following terms are common in this documentation:

- *Precision* (or *working precision*) is the precision at which floating-point arithmetic operations are performed.
- *Error* is the difference between a computed approximation and the exact result.
- *Accuracy* is the inverse of error.
- *Tolerance* is the maximum error (or minimum accuracy) desired in a result.

Error and accuracy can be measured either directly, or logarithmically in bits or digits. Specifically, if a \hat{y} is an approximation for y , then

- (Direct) absolute error = $|\hat{y} - y|$
- (Direct) relative error = $|\hat{y} - y| |y|^{-1}$

- (Direct) absolute accuracy = $|\hat{y} - y|^{-1}$
- (Direct) relative accuracy = $|\hat{y} - y|^{-1}|y|$
- (Logarithmic) absolute error = $\log_b |\hat{y} - y|$
- (Logarithmic) relative error = $\log_b |\hat{y} - y| - \log_b |y|$
- (Logarithmic) absolute accuracy = $-\log_b |\hat{y} - y|$
- (Logarithmic) relative accuracy = $-\log_b |\hat{y} - y| + \log_b |y|$

where $b = 2$ and $b = 10$ for bits and digits respectively. Note that:

- The logarithmic error roughly equals the position of the first incorrect bit or digit
- The logarithmic accuracy roughly equals the number of correct bits or digits in the result

These definitions also hold for complex numbers, using $|a + bi| = \sqrt{a^2 + b^2}$.

Full accuracy means that the accuracy of a result at least equals *prec*-1, i.e. it is correct except possibly for the last bit.

4.1.2 Representation of numbers

Mpmath uses binary arithmetic. A binary floating-point number is a number of the form $man \times 2^{exp}$ where both *man* (the *mantissa*) and *exp* (the *exponent*) are integers. Some examples of floating-point numbers are given in the following table.

Number	Mantissa	Exponent
3	3	0
10	5	1
-16	-1	4
1.25	5	-2

The representation as defined so far is not unique; one can always multiply the mantissa by 2 and subtract 1 from the exponent with no change in the numerical value. In mpmath, numbers are always normalized so that *man* is an odd number, with the exception of zero which is always taken to have *man* = *exp* = 0. With these conventions, every representable number has a unique representation. (Mpmath does not currently distinguish between positive and negative zero.)

Simple mathematical operations are now easy to define. Due to uniqueness, equality testing of two numbers simply amounts to separately checking equality of the mantissas and the exponents. Multiplication of nonzero numbers is straightforward: $(m2^e) \times (n2^f) = (mn) \times 2^{e+f}$. Addition is a bit more involved: we first need to multiply the mantissa of one of the operands by a suitable power of 2 to obtain equal exponents.

More technically, mpmath represents a floating-point number as a 4-tuple (*sign*, *man*, *exp*, *bc*) where *sign* is 0 or 1 (indicating positive vs negative) and the mantissa is nonnegative; *bc* (*bitcount*) is the size of the absolute value of the mantissa as measured in bits. Though redundant, keeping a separate sign field and explicitly keeping track of the bitcount significantly speeds up arithmetic (the bitcount, especially, is frequently needed but slow to compute from scratch due to the lack of a Python built-in function for the purpose).

Contrary to popular belief, floating-point *numbers* do not come with an inherent “small uncertainty”, although floating-point *arithmetic* generally is inexact. Every binary floating-point number is an exact rational number. With arbitrary-precision integers used for the mantissa and exponent, floating-point numbers can be added, subtracted and multiplied *exactly*. In particular, integers and integer multiples of 1/2, 1/4, 1/8, 1/16, etc. can be represented, added and multiplied exactly in binary floating-point arithmetic.

Floating-point arithmetic is generally approximate because the size of the mantissa must be limited for efficiency reasons. The maximum allowed width (bitcount) of the mantissa is called the precision or *prec* for short. Sums and

products of floating-point numbers are exact as long as the absolute value of the mantissa is smaller than 2^{prec} . As soon as the mantissa becomes larger than this, it is truncated to contain at most $prec$ bits (the exponent is incremented accordingly to preserve the magnitude of the number), and this operation introduces a rounding error. Division is also generally inexact; although we can add and multiply exactly by setting the precision high enough, no precision is high enough to represent for example $1/3$ exactly (the same obviously applies for roots, trigonometric functions, etc).

The special numbers `+inf`, `-inf` and `nan` are represented internally by a zero mantissa and a nonzero exponent.

Mpmath uses arbitrary precision integers for both the mantissa and the exponent, so numbers can be as large in magnitude as permitted by the computer's memory. Some care may be necessary when working with extremely large numbers. Although standard arithmetic operators are safe, it is for example futile to attempt to compute the exponential function of 10^{100000} . Mpmath does not complain when asked to perform such a calculation, but instead chugs away on the problem to the best of its ability, assuming that computer resources are infinite. In the worst case, this will be slow and allocate a huge amount of memory; if entirely impossible Python will at some point raise `OverflowError: long int too large to convert to int`.

For further details on how the arithmetic is implemented, refer to the mpmath source code. The basic arithmetic operations are found in the `libmp` directory; many functions there are commented extensively.

4.1.3 Decimal issues

Mpmath uses binary arithmetic internally, while most interaction with the user is done via the decimal number system. Translating between binary and decimal numbers is a somewhat subtle matter; many Python novices run into the following “bug” (addressed in the [General Python FAQ](#)):

```
>>> 1.2 - 1.0
0.19999999999999996
```

Decimal fractions fall into the category of numbers that generally cannot be represented exactly in binary floating-point form. For example, none of the numbers 0.1, 0.01, 0.001 has an exact representation as a binary floating-point number. Although mpmath can approximate decimal fractions with any accuracy, it does not solve this problem for all uses; users who need *exact* decimal fractions should look at the `decimal` module in Python's standard library (or perhaps use `fractions`, which are much faster).

With $prec$ bits of precision, an arbitrary number can be approximated relatively to within 2^{-prec} , or within 10^{-dps} for dps decimal digits. The equivalent values for $prec$ and dps are therefore related proportionally via the factor $C = \log(10)/\log(2)$, or roughly 3.32. For example, the standard (binary) precision in mpmath is 53 bits, which corresponds to a decimal precision of 15.95 digits.

More precisely, mpmath uses the following formulas to translate between $prec$ and dps :

```
dps(prec) = max(1, int(round(int(prec) / C - 1)))
prec(dps) = max(1, int(round((int(dps) + 1) * C)))
```

Note that the dps is set 1 decimal digit lower than the corresponding binary precision. This is done to hide minor rounding errors and artifacts resulting from binary-decimal conversion. As a result, mpmath interprets 53 bits as giving 15 digits of decimal precision, not 16.

The dps value controls the number of digits to display when printing numbers with `str()`, while the decimal precision used by `repr()` is set two or three digits higher. For example, with 15 dps we have:

```
>>> from mpmath import *
>>> mp.dps = 15
>>> str(pi)
'3.14159265358979'
```

(continues on next page)

(continued from previous page)

```
>>> repr(+pi)
"mpf('3.1415926535897931')"
```

The extra digits in the output from `repr` ensure that `x == eval(repr(x))` holds, i.e. that numbers can be converted to strings and back losslessly.

It should be noted that precision and accuracy do not always correlate when translating between binary and decimal. As a simple example, the number 0.1 has a decimal precision of 1 digit but is an infinitely accurate representation of $1/10$. Conversely, the number 2^{-50} has a binary representation with 1 bit of precision that is infinitely accurate; the same number can actually be represented exactly as a decimal, but doing so requires 35 significant digits:

0.000000000000000088817841970012523233890533447265625

All binary floating-point numbers can be represented exactly as decimals (possibly requiring many digits), but the converse is false.

4.1.4 Correctness guarantees

Basic arithmetic operations (with the `mp` context) are always performed with correct rounding. Results that can be represented exactly are guaranteed to be exact, and results from single inexact operations are guaranteed to be the best possible rounded values. For higher-level operations, `mpmath` does not generally guarantee correct rounding. In general, `mpmath` only guarantees that it will use at least the user-set precision to perform a given calculation. *The user may have to manually set the working precision higher than the desired accuracy for the result, possibly much higher.*

Functions for evaluation of transcendental functions, linear algebra operations, numerical integration, etc., usually automatically increase the working precision and use a stricter tolerance to give a correctly rounded result with high probability: for example, at 50 bits the temporary precision might be set to 70 bits and the tolerance might be set to 60 bits. It can often be assumed that such functions return values that have full accuracy, given inputs that are exact (or sufficiently precise approximations of exact values), but the user must exercise judgement about whether to trust `mpmath`.

The level of rigor in `mpmath` covers the entire spectrum from “always correct by design” through “nearly always correct” and “handling the most common errors” to “just computing blindly and hoping for the best”. Of course, a long-term development goal is to successively increase the rigor where possible. The following list might give an idea of the current state.

Operations that are correctly rounded:

- Addition, subtraction and multiplication of real and complex numbers.
- Division and square roots of real numbers.
- Powers of real numbers, assuming sufficiently small integer exponents (huge powers are rounded in the right direction, but possibly farther than necessary).
- Conversion from decimal to binary, for reasonably sized numbers (roughly between 10^{-100} and 10^{100}).
- Typically, transcendental functions for exact input-output pairs.

Operations that should be fully accurate (however, the current implementation may be based on a heuristic error analysis):

- Radix conversion (large or small numbers).
- Mathematical constants like π .
- Both real and imaginary parts of \exp , \cos , \sin , \cosh , \sinh , \log .
- Other elementary functions (the largest of the real and imaginary part).

- The gamma and log-gamma functions (the largest of the real and the imaginary part; both, when close to real axis).
- Some functions based on hypergeometric series (the largest of the real and imaginary part).

Correctness of root-finding, numerical integration, etc. largely depends on the well-behavedness of the input functions. Specific limitations are sometimes noted in the respective sections of the documentation.

4.1.5 Double precision emulation

On most systems, Python's `float` type represents an IEEE 754 *double precision* number, with a precision of 53 bits and rounding-to-nearest. With default precision (`mp.prec = 53`), the mpmath `mpf` type roughly emulates the behavior of the `float` type. Sources of incompatibility include the following:

- In hardware floating-point arithmetic, the size of the exponent is restricted to a fixed range: regular Python floats have a range between roughly 10^{-300} and 10^{300} . Mpmath does not emulate overflow or underflow when exponents fall outside this range.
- On some systems, Python uses 80-bit (extended double) registers for floating-point operations. Due to double rounding, this makes the `float` type less accurate. This problem is only known to occur with Python versions compiled with GCC on 32-bit systems.
- Machine floats very close to the exponent limit round subnormally, meaning that they lose accuracy (Python may raise an exception instead of rounding a `float` subnormally).
- Mpmath is able to produce more accurate results for transcendental functions.

4.1.6 Further reading

There are many excellent textbooks on numerical analysis and floating-point arithmetic. Some good web resources are:

- [David Goldberg, What Every Computer Scientist Should Know About Floating-Point Arithmetic](#)
- [The Wikipedia article about numerical analysis](#)
- [\[MPFR\]](#)

4.2 References

The following is a non-comprehensive list of works used in the development of mpmath or cited for examples or mathematical definitions used in this documentation. References not listed here can be found in the source code.

BIBLIOGRAPHY

- [AbramowitzStegun] M Abramowitz & I Stegun. *Handbook of Mathematical Functions*, 9th Ed., Tenth Printing, December 1972, with corrections (electronic copy: <http://people.math.sfu.ca/~cbm/aands/>)
- [Bailey] D H Bailey. “Tanh-Sinh High-Precision Quadrature”, <http://crd.lbl.gov/~dhbailey/dhbpapers/dhb-tanh-sinh.pdf>
- [BenderOrszag] C M Bender & S A Orszag. *Advanced Mathematical Methods for Scientists and Engineers*, Springer 1999
- [BorweinBailey] J Borwein, D H Bailey & R Girgensohn. *Experimentation in Mathematics - Computational Paths to Discovery*, A K Peters, 2003
- [BorweinBorwein] J Borwein & P B Borwein. *Pi and the AGM: A Study in Analytic Number Theory and Computational Complexity*, Wiley 1987
- [BorweinZeta] P Borwein. “An Efficient Algorithm for the Riemann Zeta Function”, <http://www.cecm.sfu.ca/personal/pborwein/PAPERS/P155.pdf>
- [CabralRosetti] L G Cabral-Rosetti & M A Sanchis-Lozano. “Appell Functions and the Scalar One-Loop Three-point Integrals in Feynman Diagrams”. <http://arxiv.org/abs/hep-ph/0206081>
- [Carlson] B C Carlson. “Numerical computation of real or complex elliptic integrals”. <http://arxiv.org/abs/math/9409227v1>
- [Corless] R M Corless et al. “On the Lambert W function”, *Adv. Comp. Math.* 5 (1996) 329-359. <http://www.apmaths.uwo.ca/~djeffrey/Offprints/W-adv-cm.pdf>
- [DLMF] NIST Digital Library of Mathematical Functions. <http://dlmf.nist.gov/>
- [GradshteynRyzhik] I S Gradshteyn & I M Ryzhik, A Jeffrey & D Zwillinger (eds.), *Table of Integrals, Series and Products*, Seventh edition (2007), Elsevier
- [GravesMorris] P R Graves-Morris, D E Roberts & A Salam. “The epsilon algorithm and related topics”, *Journal of Computational and Applied Mathematics*, Volume 122, Issue 1-2 (October 2000)
- [MPFR] The MPFR team. “The MPFR Library: Algorithms and Proofs”, <http://www.mpfr.org/algorithms.pdf>
- [Slater] L J Slater. *Generalized Hypergeometric Functions*. Cambridge University Press, 1966
- [Spouge] J L Spouge. “Computation of the gamma, digamma, and trigamma functions”, *SIAM J. Numer. Anal.* Vol. 31, No. 3, pp. 931-944, June 1994.
- [SrivastavaKarlsson] H M Srivastava & P W Karlsson. *Multiple Gaussian Hypergeometric Series*. Ellis Horwood, 1985.
- [Vidunas] R Vidunas. “Identities between Appell’s and hypergeometric functions”. <http://arxiv.org/abs/0804.0655>
- [Weisstein] E W Weisstein. *MathWorld*. <http://mathworld.wolfram.com/>

[WhittakerWatson] E T Whittaker & G N Watson. *A Course of Modern Analysis*. 4th Ed. 1946 Cambridge University Press

[Wikipedia] *Wikipedia, the free encyclopedia*. http://en.wikipedia.org/wiki/Main_Page

[WolframFunctions] Wolfram Research, Inc. *The Wolfram Functions Site*. <http://functions.wolfram.com/>

PYTHON MODULE INDEX

m

`mpmath.functions.elliptic`, [220](#)

A

`acos()` (in module `mpmath`), 68
`acosh()` (in module `mpmath`), 74
`acot()` (in module `mpmath`), 71
`acoth()` (in module `mpmath`), 75
`acsc()` (in module `mpmath`), 71
`acsch()` (in module `mpmath`), 75
`agm()` (in module `mpmath`), 62
`airyai()` (in module `mpmath`), 144
`airyaizero()` (in module `mpmath`), 154
`airybi()` (in module `mpmath`), 149
`airybizero()` (in module `mpmath`), 155
`almosteq()` (in module `mpmath`), 30
`altzeta()` (in module `mpmath`), 249
`Anderson` (class in `mpmath.calculus.optimization`), 295
`ANewton` (class in `mpmath.calculus.optimization`), 295
`angerj()` (in module `mpmath`), 138
`apery` (`mpmath.mp` attribute), 46
`appellf1()` (in module `mpmath`), 214
`appellf2()` (in module `mpmath`), 217
`appellf3()` (in module `mpmath`), 218
`appellf4()` (in module `mpmath`), 219
`arange()` (in module `mpmath`), 34
`arg()` (in module `mpmath`), 26
`asec()` (in module `mpmath`), 71
`asech()` (in module `mpmath`), 75
`asin()` (in module `mpmath`), 69
`asinh()` (in module `mpmath`), 74
`atan()` (in module `mpmath`), 70
`atan2()` (in module `mpmath`), 71
`atanh()` (in module `mpmath`), 74
`autoprec()` (in module `mpmath`), 35

B

`backlunds()` (in module `mpmath`), 257
`barnesg()` (in module `mpmath`), 92
`bei()` (in module `mpmath`), 134
`bell()` (in module `mpmath`), 276
`ber()` (in module `mpmath`), 132
`bernfrac()` (in module `mpmath`), 272
`bernoulli()` (in module `mpmath`), 272
`bernpoly()` (in module `mpmath`), 273

`besseli()` (in module `mpmath`), 119
`besselj()` (in module `mpmath`), 112
`besseljzero()` (in module `mpmath`), 125
`besselk()` (in module `mpmath`), 122
`bessely()` (in module `mpmath`), 116
`besselyzero()` (in module `mpmath`), 127
`beta()` (in module `mpmath`), 87
`betainc()` (in module `mpmath`), 88
`bihyper()` (in module `mpmath`), 212
`binomial()` (in module `mpmath`), 81
`Bisection` (class in `mpmath.calculus.optimization`), 294

C

`calc_laplace_parameter()` (mp-
`math.calculus.inverselaplace.Cohen` method),
344
`calc_laplace_parameter()` (mp-
`math.calculus.inverselaplace.deHoog` method),
343
`calc_laplace_parameter()` (mp-
`math.calculus.inverselaplace.FixedTalbot`
method), 342
`calc_laplace_parameter()` (mp-
`math.calculus.inverselaplace.Stehfest` method),
343
`calc_nodes()` (`mpmath.calculus.quadrature.GaussLegendre`
method), 332
`calc_nodes()` (`mpmath.calculus.quadrature.QuadratureRule`
method), 330
`calc_nodes()` (`mpmath.calculus.quadrature.TanhSinh`
method), 331
`calc_time_domain_solution()` (mp-
`math.calculus.inverselaplace.Cohen` method),
345
`calc_time_domain_solution()` (mp-
`math.calculus.inverselaplace.deHoog` method),
344
`calc_time_domain_solution()` (mp-
`math.calculus.inverselaplace.FixedTalbot`
method), 342
`calc_time_domain_solution()` (mp-
`math.calculus.inverselaplace.Stehfest` method),

343

catalan (*mpmath.mp* attribute), 46
cbrt() (*in module mpmath*), 48
ceil() (*in module mpmath*), 28
chebyfit() (*in module mpmath*), 336
chebyt() (*in module mpmath*), 180
chebyu() (*in module mpmath*), 182
chi() (*in module mpmath*), 105
cholesky() (*in module mpmath*), 351
chop() (*in module mpmath*), 29
ci() (*in module mpmath*), 102
clcos() (*in module mpmath*), 264
clear() (*mpmath.calculus.quadrature.QuadratureRule*
method), 330
clsin() (*in module mpmath*), 262
Cohen (*class in mpmath.calculus.inverselaplace*), 344
cohen_alt() (*in module mpmath*), 316
conj() (*in module mpmath*), 26
cos() (*in module mpmath*), 65
cosh() (*in module mpmath*), 72
cosm() (*in module mpmath*), 358
cospi() (*in module mpmath*), 68
cot() (*in module mpmath*), 67
coth() (*in module mpmath*), 74
coulombc() (*in module mpmath*), 169
coulombf() (*in module mpmath*), 162
coulombg() (*in module mpmath*), 166
cplot() (*in module mpmath*), 40
csc() (*in module mpmath*), 67
csch() (*in module mpmath*), 74
cyclotomic() (*in module mpmath*), 282

D

degree (*mpmath.mp* attribute), 45
degrees() (*in module mpmath*), 64
deHoog (*class in mpmath.calculus.inverselaplace*), 343
diff() (*in module mpmath*), 317
differint() (*in module mpmath*), 321
diffs() (*in module mpmath*), 319
diffs_exp() (*in module mpmath*), 320
diffs_prod() (*in module mpmath*), 320
digamma() (*in module mpmath*), 94
dirichlet() (*in module mpmath*), 250

E

e (*mpmath.mp* attribute), 45
e1() (*in module mpmath*), 99
ei() (*in module mpmath*), 98
ellipse() (*in module mpmath*), 227
ellipf() (*in module mpmath*), 225
ellipfun() (*in module mpmath*), 240
ellipk() (*in module mpmath*), 223
ellippi() (*in module mpmath*), 230
elliprc() (*in module mpmath*), 235

elliprd() (*in module mpmath*), 237
elliprf() (*in module mpmath*), 233
elliprg() (*in module mpmath*), 237
elliprj() (*in module mpmath*), 236
erf() (*in module mpmath*), 106
erfc() (*in module mpmath*), 107
erfi() (*in module mpmath*), 108
erfinv() (*in module mpmath*), 109
estimate_error() (*mp-*
math.calculus.quadrature.QuadratureRule
method), 330
eta() (*in module mpmath*), 242
euler() (*in module mpmath.mp*), 45
eulernum() (*in module mpmath*), 274
eulerpoly() (*in module mpmath*), 275
exp() (*in module mpmath*), 51
expint() (*in module mpmath*), 100
expj() (*in module mpmath*), 53
expjpi() (*in module mpmath*), 53
expm() (*in module mpmath*), 357
expm1() (*in module mpmath*), 54
extradps() (*in module mpmath*), 37
extraprec() (*in module mpmath*), 37

F

fabs() (*in module mpmath*), 25
fac2() (*in module mpmath*), 79
factorial() (*in module mpmath*), 78
fadd() (*in module mpmath*), 19
fdiv() (*in module mpmath*), 22
fdot() (*in module mpmath*), 24
ff() (*in module mpmath*), 87
fibonacci() (*in module mpmath*), 269
findpoly() (*in module mpmath*), 367
findroot() (*in module mpmath*), 290
FixedTalbot (*class in mpmath.calculus.inverselaplace*),
342
floor() (*in module mpmath*), 27
fmod() (*in module mpmath*), 23
fmul() (*in module mpmath*), 21
fneg() (*in module mpmath*), 20
fourier() (*in module mpmath*), 337
fourieval() (*in module mpmath*), 338
fprod() (*in module mpmath*), 24
frac() (*in module mpmath*), 29
fraction() (*in module mpmath*), 34
fresnelc() (*in module mpmath*), 111
fresnels() (*in module mpmath*), 111
frexp() (*in module mpmath*), 33
fsub() (*in module mpmath*), 20
fsum() (*in module mpmath*), 23

G

gamma() (*in module mpmath*), 82

gammainc() (in module mpmath), 96
 gammaprod() (in module mpmath), 84
 GaussLegendre (class in mpmath.calculus.quadrature), 332
 gegenbauer() (in module mpmath), 185
 get_nodes() (mpmath.calculus.quadrature.QuadratureRule method), 330
 glaisher (mpmath.mp attribute), 46
 grampoint() (in module mpmath), 257
 guess_degree() (mpmath.calculus.quadrature.QuadratureRule method), 330

H

Halley (class in mpmath.calculus.optimization), 294
 hankel1() (in module mpmath), 129
 hankel2() (in module mpmath), 130
 harmonic() (in module mpmath), 94
 hermite() (in module mpmath), 187
 hyp0f1() (in module mpmath), 197
 hyp1f1() (in module mpmath), 198
 hyp1f2() (in module mpmath), 200
 hyp2f0() (in module mpmath), 200
 hyp2f1() (in module mpmath), 201
 hyp2f2() (in module mpmath), 203
 hyp2f3() (in module mpmath), 203
 hyp3f2() (in module mpmath), 203
 hyper() (in module mpmath), 205
 hyper2d() (in module mpmath), 212
 hypercomb() (in module mpmath), 208
 hyperfac() (in module mpmath), 90
 hyperu() (in module mpmath), 169
 hypot() (in module mpmath), 48

I

identify() (in module mpmath), 364
 Illinois (class in mpmath.calculus.optimization), 295
 im() (in module mpmath), 26
 invertlaplace() (in module mpmath), 338
 isfinite() (in module mpmath), 31
 isinf() (in module mpmath), 30
 isint() (in module mpmath), 32
 isnan() (in module mpmath), 31
 isnormal() (in module mpmath), 31

J

j0() (in module mpmath), 116
 j1() (in module mpmath), 116
 jacobi() (in module mpmath), 184
 jtheta() (in module mpmath), 238

K

kei() (in module mpmath), 136

ker() (in module mpmath), 134
 kfrom() (in module mpmath), 222
 khinchin (mpmath.mp attribute), 46
 kleinj() (in module mpmath), 242

laguerre() (in module mpmath), 189
 lambertw() (in module mpmath), 58
 ldexp() (in module mpmath), 32
 legendre() (in module mpmath), 176
 legenp() (in module mpmath), 178
 legenq() (in module mpmath), 179
 lerchphi() (in module mpmath), 258
 levin() (in module mpmath), 312
 li() (in module mpmath), 101
 limit() (in module mpmath), 308
 linspace() (in module mpmath), 35
 ln() (in module mpmath), 56
 log() (in module mpmath), 55
 log10() (in module mpmath), 57
 log1p() (in module mpmath), 57
 loggamma() (in module mpmath), 84
 logm() (in module mpmath), 361
 lommels1() (in module mpmath), 140
 lommels2() (in module mpmath), 142

M

mag() (in module mpmath), 33
 mangoldt() (in module mpmath), 284
 maxcalls() (in module mpmath), 38
 MDNewton (class in mpmath.calculus.optimization), 296
 meijerg() (in module mpmath), 209
 memoize() (in module mpmath), 37
 mertens (mpmath.mp attribute), 46
 mfrom() (in module mpmath), 221
 MNewton (class in mpmath.calculus.optimization), 294
 mnorm() (in module mpmath), 351
 module
 mpmath.functions.elliptic, 220
 monitor() (in module mpmath), 38
 mpmath.functions.elliptic
 module, 220
 mpmathify() (in module mpmath), 17
 Muller (class in mpmath.calculus.optimization), 294

N

ncdf() (in module mpmath), 110
 Newton (class in mpmath.calculus.optimization), 293
 nint() (in module mpmath), 28
 nint_distance() (in module mpmath), 33
 norm() (in module mpmath), 350
 npdf() (in module mpmath), 110
 nprint() (in module mpmath), 18

nprod() (in module mpmath), 305
nstr() (in module mpmath), 18
nsum() (in module mpmath), 296
nzeros() (in module mpmath), 254

O

odefun() (in module mpmath), 332

P

pade() (in module mpmath), 335
pcfd() (in module mpmath), 172
pcfu() (in module mpmath), 174
pcfv() (in module mpmath), 175
pcfw() (in module mpmath), 175
Pegasus (class in mpmath.calculus.optimization), 295
phi (mpmath.mp attribute), 45
pi() (in module mpmath.mp), 44
plot() (in module mpmath), 39
polar() (in module mpmath), 27
polyexp() (in module mpmath), 266
polylog() (in module mpmath), 260
polyroots() (in module mpmath), 288
polyval() (in module mpmath), 288
power() (in module mpmath), 53
powm() (in module mpmath), 362
powm1() (in module mpmath), 54
primepi() (in module mpmath), 280
primepi2() (in module mpmath), 280
primezeta() (in module mpmath), 267
psi() (in module mpmath), 94
pslq() (in module mpmath), 369

Q

qbarfrom() (in module mpmath), 221
qfac() (in module mpmath), 286
qfrom() (in module mpmath), 221
qgamma() (in module mpmath), 286
qhyper() (in module mpmath), 287
qp() (in module mpmath), 284
quad() (in module mpmath), 322
quadosc() (in module mpmath), 327
QuadratureRule (class in mpmath.calculus.quadrature), 330
quadsbdiv() (in module mpmath), 326

R

radians() (in module mpmath), 64
rand() (in module mpmath), 34
re() (in module mpmath), 25
rect() (in module mpmath), 27
rf() (in module mpmath), 86
rgamma() (in module mpmath), 83
richardson() (in module mpmath), 309

Ridder (class in mpmath.calculus.optimization), 295
riemannr() (in module mpmath), 281
root() (in module mpmath), 48

S

sawtoothw() (in module mpmath), 76
scorergi() (in module mpmath), 156
scorerhi() (in module mpmath), 160
sec() (in module mpmath), 66
Secant (class in mpmath.calculus.optimization), 293
sech() (in module mpmath), 74
secondzeta() (in module mpmath), 268
shanks() (in module mpmath), 310
shi() (in module mpmath), 105
si() (in module mpmath), 104
siegeltheta() (in module mpmath), 256
siegelz() (in module mpmath), 254
sigmoid() (in module mpmath), 77
sign() (in module mpmath), 25
sin() (in module mpmath), 65
sinc() (in module mpmath), 71
sincpi() (in module mpmath), 72
sinh() (in module mpmath), 73
sinm() (in module mpmath), 358
sinpi() (in module mpmath), 68
spherharm() (in module mpmath), 191
splot() (in module mpmath), 41
sqrt() (in module mpmath), 47
sqrtm() (in module mpmath), 359
squarew() (in module mpmath), 75
Stehfest (class in mpmath.calculus.inverselaplace), 343
stieltjes() (in module mpmath), 251
stirling1() (in module mpmath), 278
stirling2() (in module mpmath), 279
struveh() (in module mpmath), 136
struvel() (in module mpmath), 137
sum_next() (mpmath.calculus.quadrature.QuadratureRule method), 330
sum_next() (mpmath.calculus.quadrature.TanhSinh method), 332
sumap() (in module mpmath), 305
sumem() (in module mpmath), 304
summation() (mpmath.calculus.quadrature.QuadratureRule method), 331
superfac() (in module mpmath), 89

T

tan() (in module mpmath), 66
tanh() (in module mpmath), 73
TanhSinh (class in mpmath.calculus.quadrature), 331
taufrom() (in module mpmath), 223
taylor() (in module mpmath), 335
timing() (in module mpmath), 39

`transform_nodes()` (*mpmath.calculus.quadrature.QuadratureRule*
method), 331

`trianglew()` (*in module mpmath*), 76

`twinprime` (*mpmath.mp attribute*), 47

U

`unit_triangle()` (*in module mpmath*), 77

`unitroots()` (*in module mpmath*), 50

W

`webere()` (*in module mpmath*), 139

`whitm()` (*in module mpmath*), 170

`whitw()` (*in module mpmath*), 171

`workdps()` (*in module mpmath*), 37

`workprec()` (*in module mpmath*), 37

Z

`zeta()` (*in module mpmath*), 245

`zetazero()` (*in module mpmath*), 253